



# BOARD MEETING AGENDA

## North Carolina Board of Transportation

### February 6-7, 2023

Members of the Board of Transportation will be participating in a series of transportation related tours and engaging with local stakeholders throughout NCDOT Division Eight on Monday, February 6 – Tuesday, February 7, 2023. Details of the official Board meeting may be viewed below. Members of the public may access the board meeting by attending in person or online by visiting: <https://livestream.com/nc-dot>

#### NORTH CAROLINA BOARD OF TRANSPORTATION MEETING

Tuesday, February 7, 2023, at 1:30pm

North Carolina Zoo – The Stedman Education Building 4401 Zoo Parkway Asheboro, NC 27205

|  |                   |
|--|-------------------|
| Call to Order  | Chairman Fox      |
| Ethics Statement                                       | Chairman Fox      |
| Pledge of Allegiance                                   | Secretary Boyette |
| Consideration of the January 19, 2023, Meeting Minutes | Chairman Fox      |
| Secretary’s Remarks                                    | Secretary Boyette |

#### Information and Delegated Authority

**Chairman Fox**

|  |  |
|--|--|
| Prioritization 7.0 (P7.0) Update                   | Brian Wert, Senior Transportation Engineer |
| Innovative Technology and Product Awareness Report | Chairman Fox                               |

- (Item C)** Award of Highway Construction Contracts January 2023 Letting
- (Item D)** Award of Contracts to Private Firms for Engineering Services
- (Item E)** Funds for Secondary Road Improvement Projects – Highway Fund and Highway Trust Fund
- (Item H)** Funds for Division-wide Small Construction, Statewide Contingency, Public Access, and Economic Development
- (Item L)** Funds for Specific Spot Safety Improvement Projects

#### ACTION

Statewide Multimodal Freight Plan

#### Project Items

- (Item G)** Additions, Abandonments, and Road Name Changes to State Secondary Road System  
Public Transportation Program
- (Item I)** (Item I-3) Bicycle and Pedestrian  
(Item I-4) Aviation
- (Item K)** North Carolina Highway Trust Funds
- (Item M)** Funds for Specific Federal-Aid Projects
- (Item N)** Revisions to the 2020-2029 STIP
- (Item O)** Municipal and Special Agreements
- (Item P)** Municipal Street System Changes
- (Item R)** Right of Way Resolutions and Ordinances

**Other Business/Adjourn**

**Chairman Fox**

**PROJECTS LIST  
NORTH CAROLINA BOARD OF TRANSPORTATION  
ASHEBORO, NORTH CAROLINA**

**February 8, 2023**

Delegated Authority ..... Secretary Boyette

- (Item C) Award of Highway Construction Contracts January 2023 Letting
- (Item D) Award of Contracts to Private Firms for Engineering Services
- (Item E) Funds for Secondary Road Improvement Projects – Highway Fund and Highway Trust Fund
- (Item H) Funds for Division-wide Small Construction, Statewide Contingency, Public Access, and Economic Development
- (Item L) Funds for Specific Spot Safety Improvement Projects

Action..... Chairman Fox

- (Item G) Additions, Abandonments, and Road Name Changes to State Secondary Road System
- (Item I) Public Transportation Program
  - (Item I-1) Public Transportation **(No Item)**
  - (Item I-2) Rail Program **(No Item)**
  - (Item I-3) Bicycle and Pedestrian
  - (Item I-4) Aviation
- (Item K) North Carolina Highway Trust Funds
- (Item M) Funds for Specific Federal-Aid Projects
- (Item N) Revisions to the 2020-2029 STIP
- (Item O) Municipal and Special Agreements
- (Item P) Municipal Street System Changes
- (Item R) Right of Way Resolutions and Ordinances
- (Item S) Maintenance Allocations **(No Item)**
- (Item T) Submission of Comprehensive Transportation Plans for Mutual Adoption by the Board of Transportation **(No Item)**
- (Item V) **(No Item)**

# **NCDOT Board of Transportation Agenda**

## **ITEM C**

**JANUARY 17, 2023**

**According to Executive Order No. 2 and G.S. 143B-350(g), the Board is requested to concur with staff recommendations and delegate authority to the Secretary to award the following highway construction projects.**

HIGHWAY LETTING  
 NORTH CAROLINA DEPARTMENT OF TRANSPORTATION  
 DIVISION OF HIGHWAYS  
 RALEIGH N.C.  
 JANUARY 17, 2023  
 DIVISION 2

C204695  
 44648.3.4  
 STATE FUNDED  
 CRAVEN  
 R-5777C

PROPOSAL LENGTH 6.400 MILES

TYPE OF WORK DESIGN BUILD

LOCATION US-70 FROM THE HAVELOCK BYPASS TO EAST OF SR-1116 (THURMAN RD).

EST CONST PROGRESS.... FY-2023...05% OF BID  
 FY-2024...08% OF BID  
 FY-2025...29% OF BID  
 FY-2026...24% OF BID  
 FY-2027...21% OF BID  
 FY-2028...12% OF BID  
 FY-2029...01% OF BID

RPN 009 4 BIDDER(S)

DBE GOAL 7.00 %

ESTIMATE 299,887,000.00

DATE AVAILABLE FEB 27 2023

FINAL COMPLETION OCT 01 2028

QUALITY ADJUSTED PRICE RANKING

| PROPOSAL                          | TECH SCORE | QUALITY CREDIT % | ACTUAL CONT AMT (PRICE DROP) | ACT % DIFF | QUALITY VALUE | CONT AWARD BASIS (ADJ PRICE) | ADJ % DIFF |
|-----------------------------------|------------|------------------|------------------------------|------------|---------------|------------------------------|------------|
| BALFOUR BEATTY INFRASTRUCTURE INC | 91.00      | 21.00            | 242,350,000.00               | -19.2      | 50,893,500.00 | 191,456,500.00               | -36.2      |
| BRANCH CIVIL INC                  | 89.50      | 19.50            | 287,850,000.00               | -4.0       | 56,130,750.00 | 231,719,250.00               | -22.7      |
| S T WOOTEN CORPORATION            | 88.50      | 18.50            | 295,891,000.00               | -1.3       | 54,739,835.00 | 241,151,165.00               | -19.6      |
| FLATIRON CONSTRUCTORS INC         | 95.00      | 25.00            | 326,994,000.00               | +9.0       | 81,748,500.00 | 245,245,500.00               | -18.2      |

AWARDED

HIGHWAY LETTING  
NORTH CAROLINA DEPARTMENT OF TRANSPORTATION  
DIVISION OF HIGHWAYS  
RALEIGH N.C.  
JANUARY 17, 2023  
DIVISION 2

PAGE: 2 of 9  
ITEM C

---

| PROPOSAL                          | PROPOSED COMPLETION DATE |
|-----------------------------------|--------------------------|
| BALFOUR BEATTY INFRASTRUCTURE INC | JUN 07, 2028             |
| BRANCH CIVIL INC                  | SEP 24, 2028             |
| S T WOOTEN CORPORATION            | OCT 01, 2028             |
| FLATIRON CONSTRUCTORS INC         | OCT 01, 2028             |

---

**AWARDED**

HIGHWAY LETTING  
NORTH CAROLINA DEPARTMENT OF TRANSPORTATION  
DIVISION OF HIGHWAYS  
RALEIGH N.C.  
JANUARY 17, 2023  
DIVISION 5

PAGE: 3 of 9  
ITEM C

C204827  
2023CPT.05.08.10321.1, 2023CPT.05.08.20321.1  
STATE FUNDED  
DURHAM

PROPOSAL LENGTH 9.610 MILES

TYPE OF WORK MILLING, RESURFACING, AND SHOULDER GRADING.

LOCATION 3 SECTIONS OF US-15/501 BUS, 1 SECTION OF US-70 BUS, AND 7 SECTIONS OF SECONDARY ROADS.

EST CONST PROGRESS.... FY-2024...81% OF BID  
FY-2025...19% OF BID

RPN 001 2 BIDDER(S)

DBE GOAL 7.00 %

ESTIMATE 5,768,623.50

DATE AVAILABLE JUL 01 2023

FINAL COMPLETION NOV 30 2024

|   | \$ TOTALS    | % DIFF |
|---|--------------|--------|
| CAROLINA SUNROCK LLC RALEIGH, NC              | 5,493,320.60 | -4.8   |
| FSC II LLC DBA FRED SMITH COMPANY RALEIGH, NC | 5,798,347.00 | +0.5   |

**AWARDED**

HIGHWAY LETTING  
NORTH CAROLINA DEPARTMENT OF TRANSPORTATION  
DIVISION OF HIGHWAYS  
RALEIGH N.C.  
JANUARY 17, 2023  
DIVISION 6

PAGE: 4 of 9  
ITEM C

C204461  
15BPR.58  
STATE FUNDED  
CUMBERLAND

PROPOSAL LENGTH 0.756 MILES

TYPE OF WORK BRIDGE PRESERVATION.

LOCATION BRIDGES #326 & #327 OVER NORFOLK SOUTHERN RR, #352 OVER LITTLE CROSS RIVER,  
AND #362 OVER NC-210 ON NC-295.

EST CONST PROGRESS.... FY-2023...100% OF BID

RPN 002 8 BIDDER(S)

DBE GOAL 4.00 %

ESTIMATE 797,635.00

DATE AVAILABLE APR 03 2023 THRU JUL 14 2023

FINAL COMPLETION 75 DAYS AFTER START DATE

|  | \$ TOTALS  | % DIFF |
|--|------------|--------|
| THE TRUESDELL CORPORATION TEMPE, AZ                    | 339,339.00 | -57.5  |
| RAM CONSTRUCTION SERVICES OF MICHIGAN INC LIVONIA, MI  | 443,495.75 | -44.4  |
| APPLIED POLYMERICS INC MOUNT AIRY, NC                  | 493,593.27 | -38.1  |
| LEE CONSTRUCTION CO OF THE CAROLINAS, IN PINEVILLE, NC | 718,105.20 | -10.0  |
| SOUTHERN ROAD & BRIDGE LLC TARPON SPRINGS, FL          | 730,565.80 | -8.4   |
| AMERICAN CONTRACTING & SERVICES INC JEFFERSONVILLE, IN | 849,695.60 | +6.5   |
| REEVES CONSTRUCTION COMPANY DUNCAN, SC                 | 851,647.35 | +6.8   |
| LANFORD BROTHERS CO., INC. ROANOKE, VA                 | 856,308.25 | +7.4   |

**AWARDED**

HIGHWAY LETTING  
NORTH CAROLINA DEPARTMENT OF TRANSPORTATION  
DIVISION OF HIGHWAYS  
RALEIGH N.C.  
JANUARY 17, 2023  
DIVISION 7

PAGE: 5 of 9  
ITEM C

C204769  
67070.3.1  
STATE FUNDED  
CASWELL  
BR-0070

PROPOSAL LENGTH 0.663 MILES

TYPE OF WORK GRADING, DRAINAGE, PAVING, AND STRUCTURE.

LOCATION BRIDGE #61 OVER HOGAN'S CREEK ON NC-86.

EST CONST PROGRESS.... FY-2023...26% OF BID  
FY-2024...63% OF BID  
FY-2025...11% OF BID

RPN 004 7 BIDDER(S)

DBE GOAL 3.00 %

ESTIMATE 7,356,086.32

DATE AVAILABLE FEB 27 2023

INTER COMPLETION NOV 15 2024 COMPLETE ALL WORK EXCEPT PLANTING, REFORESTATION OR  
PERMANENT VEGETATION ESTABLISHMENT

FINAL COMPLETION MAY 14 2025

|  | \$ TOTALS    | % DIFF |
|--|--------------|--------|
| SMITH-ROWE, LLC MOUNT AIRY, NC                   | 6,541,813.43 | -11.1  |
| DELLINGER INC MONROE, NC                         | 7,141,931.44 | -2.9   |
| W C ENGLISH INCORPORATED LYNCHBURG, VA           | 7,260,017.26 | -1.3   |
| DANE CONSTRUCTION INC MOORESVILLE, NC            | 7,316,805.49 | -0.5   |
| CONTI CIVIL LLC EDISON, NJ                       | 7,661,442.00 | +4.2   |
| ZACHRY CONSTRUCTION CORPORATION SAN ANTONIO, TX  | 8,794,008.68 | +19.5  |
| CATON CONSTRUCTION GROUP INC CHARLOTTESVILLE, VA | 8,985,934.83 | +22.2  |

**AWARDED**



HIGHWAY LETTING  
NORTH CAROLINA DEPARTMENT OF TRANSPORTATION  
DIVISION OF HIGHWAYS  
RALEIGH N.C.  
JANUARY 17, 2023  
DIVISION 7

PAGE: 6 of 9  
ITEM C

C204770  
67094.3.1  
STATE FUNDED  
ROCKINGHAM  
BR-0094

PROPOSAL LENGTH 0.199 MILES

TYPE OF WORK GRADING, DRAINAGE, PAVING, AND STRUCTURE.

LOCATION BRIDGE #69 OVER US-220 ON US-770.

EST CONST PROGRESS.... FY-2023...36% OF BID  
FY-2024...64% OF BID

RPN 005 5 BIDDER(S)

DBE GOAL 2.00 %

ESTIMATE 4,031,038.25

DATE AVAILABLE FEB 27 2023

INTER COMPLETION JUN 15 2024 COMPLETE ALL WORK EXCEPT PLANTING, REFORESTATION OR  
PERMANENT VEGETATION ESTABLISHMENT

FINAL COMPLETION DEC 12 2024

|  | \$ TOTALS    | % DIFF |
|--|--------------|--------|
| SMITH-ROWE, LLC MOUNT AIRY, NC                   | 3,322,189.46 | -17.6  |
| CONTI CIVIL LLC EDISON, NJ                       | 3,692,442.00 | -8.4   |
| DANE CONSTRUCTION INC MOORESVILLE, NC            | 3,798,316.05 | -5.8   |
| W C ENGLISH INCORPORATED LYNCHBURG, VA           | 4,333,297.80 | +7.5   |
| CATON CONSTRUCTION GROUP INC CHARLOTTESVILLE, VA | 4,887,144.55 | +21.2  |

**AWARDED**

HIGHWAY LETTING  
NORTH CAROLINA DEPARTMENT OF TRANSPORTATION  
DIVISION OF HIGHWAYS  
RALEIGH N.C.  
JANUARY 17, 2023  
DIVISION 8

PAGE: 7 of 9  
ITEM C

---

C204826  
2023CPT.08.10.10831, 2023CPT.08.10.20471, 2023CPT.08.10.20831  
STATE FUNDED  
SCOTLAND, HOKE

PROPOSAL LENGTH 10.452 MILES

TYPE OF WORK MILLING, RESURFACING, AND SHOULDER RECONSTRUCTION.

LOCATION 1 SECTION OF US-501, AND 3 SECTIONS OF SECONDARY ROADS.

EST CONST PROGRESS.... FY-2023...28% OF BID  
FY-2024...64% OF BID  
FY-2025...08% OF BID

RPN 006 2 BIDDER(S)

DBE GOAL 5.00 %

ESTIMATE 1,871,762.70

DATE AVAILABLE MAR 01 2023

FINAL COMPLETION OCT 01 2024

|   | \$ TOTALS    | % DIFF |
|---|--------------|--------|
| HUDSON PAVING INC ROCKINGHAM, NC        | 1,838,392.61 | -1.8   |
| BARNHILL CONTRACTING CO ROCKY MOUNT, NC | 1,980,752.35 | +5.8   |

---

**AWARDED**

HIGHWAY LETTING  
NORTH CAROLINA DEPARTMENT OF TRANSPORTATION  
DIVISION OF HIGHWAYS  
RALEIGH N.C.  
JANUARY 17, 2023  
DIVISION 12

PAGE: 8 of 9  
ITEM C  
\*RELET FROM 6/21/22

\*C204804  
45919.3.3  
0040102  
IREDELL, CATAWBA  
I-5915B

PROPOSAL LENGTH 0.861 MILES

TYPE OF WORK STRUCTURE REHABILITATION.

LOCATION I-40 FROM EAST OF SR-1007 (1ST ST WEST) TO EAST OF NC-115.

EST CONST PROGRESS.... FY-2023...18% OF BID  
FY-2024...56% OF BID  
FY-2025...25% OF BID  
FY-2026...01% OF BID

RPN 007 5 BIDDER(S)

DBE GOAL 1.00 %

ESTIMATE 9,284,633.50

DATE AVAILABLE APR 03 2023

FINAL COMPLETION JUL 15 2025

|  | \$ TOTALS     | % DIFF |
|--|---------------|--------|
| MOUNTAIN CREEK CONTRACTORS INC MT PLEASANT, SC         | 9,122,439.09  | -1.7   |
| SOUTHERN ROAD & BRIDGE LLC TARPON SPRINGS, FL          | 9,334,873.00  | +0.5   |
| REEVES CONSTRUCTION COMPANY DUNCAN, SC                 | 9,793,327.90  | +5.5   |
| CROWDER CONSTRUCTION COMPANY CHARLOTTE, NC             | 10,053,564.90 | +8.3   |
| AMERICAN CONTRACTING & SERVICES INC JEFFERSONVILLE, IN | 10,971,770.00 | +18.2  |

**AWARDED**

# RELET SUMMARY PAGE

PAGE: 8A OF 9  
ITEM C

## JUNE 21, 2022 LETTING

45919.3.3  
0040102  
IREDELL, CATAWBA  
I-5915B  
RPN 015

STRUCTURE REHABILITATION.

DATE AVAILABLE      AUG 01 2022  
FINAL COMPLETION    NOV 01 2024

ENGINEER'S ESTIMATE  
\$5,297,365.00

|  | \$ TOTALS     | % DIFF |
|--|---------------|--------|
| REEVES CONSTRUCTION COMPANY DUNCAN, SC                 | 10,295,323.10 | +94.3  |
| MOUNTAIN CREEK CONTRACTORS INC MT PLEASANT, SC         | 10,398,913.46 | +96.3  |
| AMERICAN CONTRACTING & SERVICES INC JEFFERSONVILLE, IN | 10,774,158.00 | +103.4 |

---

## NOVEMBER 15, 2022 LETTING

45919.3.3  
0040102  
IREDELL, CATAWBA  
I-5915B  
RPN 007

STRUCTURE REHABILITATION.

DATE AVAILABLE      APR 03 2023  
FINAL COMPLETION    JUL 15 2025

ENGINEER'S ESTIMATE  
\$9,284,633.50

|  | \$ TOTALS     | % DIFF |
|--|---------------|--------|
| MOUNTAIN CREEK CONTRACTORS INC MT PLEASANT, SC         | 9,122,439.09  | -1.7   |
| SOUTHERN ROAD & BRIDGE LLC TARPON SPRINGS, FL          | 9,334,873.00  | +0.5   |
| REEVES CONSTRUCTION COMPANY DUNCAN, SC                 | 9,793,327.90  | +5.5   |
| CROWDER CONSTRUCTION COMPANY CHARLOTTE, NC             | 10,053,564.90 | +8.3   |
| AMERICAN CONTRACTING & SERVICES INC JEFFERSONVILLE, IN | 10,971,770.00 | +18.2  |

**AWARDED**

HIGHWAY LETTING  
 NORTH CAROLINA DEPARTMENT OF TRANSPORTATION  
 DIVISION OF HIGHWAYS  
 RALEIGH N.C.  
 JANUARY 17, 2023  
 DIVISION 13

C204768  
 47845.3.1  
 BRZ-1395(007)  
 MADISON  
 B-5989

PROPOSAL LENGTH 0.161 MILES

TYPE OF WORK GRADING, DRAINAGE, PAVING, AND STRUCTURE.

LOCATION BRIDGE #71 OVER BIG LAUREL CREEK ON SR-1395

EST CONST PROGRESS.... FY-2023...21% OF BID  
 FY-2024...54% OF BID  
 FY-2025...25% OF BID

RPN 008 5 BIDDER(S)

DBE GOAL 3.00 %

ESTIMATE 4,251,257.76

DATE AVAILABLE FEB 27 2023

INTER COMPLETION MAY 15 2025 COMPLETE ALL WORK EXCEPT PLANTING, REFORESTATION OR  
 PERMANENT VEGETATION ESTABLISHMENT

FINAL COMPLETION NOV 11 2025

|   | \$ TOTALS    | % DIFF |
|---|--------------|--------|
| KEMP SIGMON CONSTRUCTION CO INC CLAREMONT, NC           | 5,483,087.10 | +29.0  |
| DANE CONSTRUCTION INC MOORESVILLE, NC                   | 5,499,314.00 | +29.4  |
| WRIGHT BROTHERS CONSTRUCTION COMPANY INC CHARLESTON, TN | 5,788,198.92 | +36.2  |
| NHM CONSTRUCTORS LLC ASHEVILLE, NC                      | 6,100,264.83 | +43.5  |
| IPC PAVING LLC DBA IPC STRUCTURES LLC ORLANDO, FL       | 6,273,396.00 | +47.6  |

ESTIMATE TOTAL 333,248,037.03

LETTING TOTAL 274,490,581.29 -17.6

AWARDED

NCDOT February 2023  
Board of Transportation Agenda

According to Executive Order No. 2 and G. S. 143B-350 (g) the Board is requested to concur with staff recommendations and delegate authority to the Secretary to award contracts to private firms for engineering services.

**Professional Services Management**

**Chief Engineer – Statewide**

The following are supplemental contracts to previous contracts approved by the Board with the same engineering firms. These supplemental contracts were necessary due to approved additional work that was unknown at the inception and is required of the firms to complete the project. Our staff has completed the actions in accordance with the policies and procedures adopted by the Board on May 7, 2009. This is for information only.

|                            |   |
|----------------------------|---|
| <b>STATEWIDE</b>           |   |
| Description of work:       | 2020 Statewide On-Call Construction Engineering & Inspection Services LSC |
| Firm:                      | KCI Associates of North Carolina PA, Baltimore, MD                        |
| Original Engineering Fee:  | \$15,000,000.00   |
| Supplemental Fee:          | \$5,000,000.00  |
| SPSF Utilization:          | 0%  |
|                            |   |
| Description of work:       | 2020 Statewide On-Call Construction Engineering & Inspection Services LSC |
| Firm:                      | Kisinger Campo & Associates Corp, Tampa, FL                               |
| Original Engineering Fee:  | \$15,000,000.00   |
| Supplemental Fee:          | \$3,000,000.00  |
| SPSF Utilization:          | 0%  |
|                            |   |
| Description of work:       | 2020 Statewide On-Call Construction Engineering & Inspection Services LSC |
| Firm:                      | Volkert Inc, Birmingham, AL   |
| Original Engineering Fee:  | \$15,000,000.00   |
| Previous Supplemental Fee: | \$5,000,000.00  |
| Supplemental Fee:          | \$7,500,000.00  |
| SPSF Utilization:          | 0%  |

**Chief Engineer – Divisions 1-7**

The following are supplemental contracts to previous contracts approved by the Board with the same engineering firms. These supplemental contracts were necessary due to approved additional work that was unknown at the inception and is required of the firms to complete the project. Our staff has completed the actions in accordance with the policies and procedures adopted by the Board on May 7, 2009. This is for information only.

| <b>DIVISIONS 1-7</b>      |  |
|---------------------------|--|
| Description of work:      | Eastern Division (1-7) 2022 Planning and Design Engineering Services Consultants (PDSC) and General Engineering Services Consultant (GESC) |
| Firm:                     | Mead & Hunt Inc, Middleton, WI   |
| Original Engineering Fee: | \$1,500,000.00   |
| Supplemental Fee:         | \$1,000,000.00   |
| SPSF Utilization:         | Carolina Ecosystems Inc  |
|                           | 1% / \$25,000.00   |
| DBE/WBE/SPSF Utilization: | Enigma Engineering, PLLC   |
|                           | 2% / \$50,000.00   |
| SPSF Utilization:         | Pinecone Transportation Professionals PLLC   |
|                           | 2% / \$50,000.00   |
| SPSF Utilization:         | The Right of Way Group LLC   |
|                           | 2% / \$50,000.00   |
|                           |  |
| Description of work:      | Eastern Division (1-7) 2022 Planning and Design Engineering Services Consultants (PDSC) and General Engineering Services Consultant (GESC) |
| Firm:                     | Volkert Inc, Birmingham, AL  |
| Original Engineering Fee: | \$500,000.00   |
| Supplemental Fee:         | \$500,000.00   |
| SPSF Utilization:         | Carolina Land Acquisitions Inc   |
|                           | 2% / \$20,000.00   |
| DBE/MBE/SPSF Utilization: | Davenport  |
|                           | 4% / \$40,000.00   |
| DBE/WBE/SPSF Utilization: | Three Oaks Engineering Inc   |
|                           | 7% / \$70,000.00   |

**Highway Operations – Operations Program Management**

The following are supplemental contracts to previous contracts approved by the Board with the same engineering firms. These supplemental contracts were necessary due to approved additional work that was unknown at the inception and is required of the firms to complete the project. Our staff has completed the actions in accordance with the policies and procedures adopted by the Board on May 7, 2009. This is for information only.

| <b>STATEWIDE</b>          |   |
|---------------------------|---|
| Description of work:      | 2021 Staff Full-Time Equivalents (FTE) On-Site GIS-Engineering Technician and GIS Analyst LSC |
| Firm:                     | VHB Engineering NC PC, Boston, MA   |
| Original Engineering Fee: | \$300,000.00  |
| Supplemental Fee:         | \$300,000.00  |
| SPSF Utilization:         | 0%  |

**Turnpike Authority**

The following are supplemental contracts to previous contracts approved by the Board with the same engineering firms. These supplemental contracts were necessary due to approved additional work that was unknown at the inception and is required of the firms to complete the project. Our staff has completed the actions in accordance with the policies and procedures adopted by the Board on May 7, 2009. This is for information only.

|                           |   |
|---------------------------|---|
| <b>STATEWIDE</b>          |   |
| Description of work:      | 2021 NCTA General Engineering Consultant Services LSC |
| Firm:                     | HNTB North Carolina PC, Raleigh, NC                   |
| Original Engineering Fee: | \$8,000,000.00  |
| Supplemental Fee:         | \$10,000,000.00                                       |
| DBE/WBE/SPSF Utilization  | CES Group Engineers LLP                               |
|                           | 1% / \$180,000.00                                     |
| SPSF Utilization          | City Explained Inc                                    |
|                           | 0.3% / \$54,000.00                                    |
| SPSF Utilization:         | Clearbox Forecast Group PLLC                          |
|                           | 5% / \$900,000.00                                     |
| SPSF Utilization:         | Mercator Advisors LLC                                 |
|                           | 0.1% / \$180,000.00                                   |
| DBE/MBE/SPSF Utilization  | Vistabution LLC                                       |
|                           | 1.2% / \$216,000.00                                   |

**END of ITEM D.**



**NCDOT FEBRUARY 2023 BOARD OF TRANSPORTATION AGENDA  
Secondary Road Improvement Projects (Highway and Trust Funds)**

According to G.S. 143B-350(g), the Board is requested to concur with staff recommendations and delegate authority to the Secretary to approve funds for Secondary Road Improvement projects

**Projects to Decrease funds:**

| <b>Division &amp; County</b> | <b>Secondary Road Number &amp; Name</b> | <b>Project Description</b>  | <b>Amount</b> |
|------------------------------|---|---|---------------|
| Division 7<br>Guilford Co.   | Various routes                          | Countywide spot stabilization and road improvements.<br>Decrease funds<br>WBS 7C.041037 | (\$75,000.00) |

**Projects to Increase funds:**

| <b>Division &amp; County</b> | <b>Secondary Road Number &amp; Name</b>     | <b>Project Description</b>   | <b>Amount</b>  |
|------------------------------|---|--|----------------|
| Division 7<br>Guilford Co.   | Various routes                              | Countywide planning, surveying, and coordination with property owners about right-of-way.<br>Increase funds<br>WBS 7C.041038 | \$75,000.00    |
| Division 8<br>Randolph Co.   | SR 2883<br>Sam Leonard Road                 | Grade, drain, base and pave<br>Increase funds<br>WBS 8C.076163   | \$190,714.29   |
| Division 11<br>Watauga Co.   | SR 1526<br>Sampson Road<br>(Segment B)      | Grade, drain, base and pave<br>Increase funds<br>WBS 11C.095102  | \$1,241,872.49 |
| Division 11<br>Watauga Co.   | SR 1207<br>Hattie Hill Road<br>(Segment B)  | Grade, drain, base and pave<br>Increase funds<br>WBS 11C.095112  | \$705,686.16   |
| Division 11<br>Watauga Co.   | SR 1541<br>Payne Branch Road<br>(Segment B) | Grade, drain, base and pave<br>Increase funds<br>WBS 11C.095114  | \$919,559.70   |

**NCDOT FEBRUARY 2023 BOARD OF TRANSPORTATION AGENDA  
Secondary Road Improvement Projects (Highway and Trust Funds)**

**Item E Summary:**

|          |                                       |                       |
|----------|---------------------------------------|-----------------------|
| <b>0</b> | <b>Projects to Establish Funds</b>    | <b>\$0.00</b>         |
| <b>5</b> | <b>Projects to Increase Funds</b>     | <b>\$3,132,832.64</b> |
| <b>0</b> | <b>Projects to Increase and Close</b> | <b>\$0.00</b>         |
| <b>1</b> | <b>Projects to Decrease Funds</b>     | <b>(\$75,000.00)</b>  |
| <b>0</b> | <b>Projects to Decrease and Close</b> | <b>\$0.00</b>         |

## NCDOT February 7 – 8, 2023 Board of Transportation Agenda

### Additions to the State Highway System:

| County            | Petition Number | Length Added (Miles)                                 | Description and/or Subdivision  | Date of Report |
|-------------------|-----------------|--|---|----------------|
| <b>Division 1</b> |                 |  |   |                |
| Chowan            | 52679           | 0.15   | <b>Albemarle Shores</b><br>Extend SR 1176, Osprey Drive   | 12/21/22       |
| Currituck         | 52680           | 0.20<br>0.04<br>0.04<br>0.45<br>0.06<br>0.04<br>0.06 | <b>Hidden Oaks</b><br>Extend SR 1535, Arrow Head Lane<br>N. Gumberry Trace<br>S. Gumberry Trace<br>Shady Oaks Way<br>N. Heritage Tree Manor<br>S. Heritage Tree Manor<br>Oak Bend Court | 12/16/22       |
| Currituck         | 52681           | 0.31<br>0.27<br>0.07<br>0.08                         | <b>Windswept Pines</b><br>Parrish Point Lane<br>Alden Run<br>Anvil Bend Circle<br>Snoozy Manor Lane   | 12/19/22       |
| <b>Division 2</b> |                 |  |   |                |
| Craven            | 52682           | 0.17<br>0.09   | <b>River Trace</b><br>Sanderling Lane<br>Pheasant Drive   | 12/9/22        |
| <b>Division 3</b> |                 |  |   |                |
| Onslow            | 52683           | 0.52   | Clear View School Road  | 12/13/22       |
| Sampson           | 52684           | 0.37   | Extend SR 1835, Enterprise Drive  | 9/1/22         |
| <b>Division 4</b> |                 |  |   |                |
| Johnston          | 52685           | 0.30   | <b>Goodwin Chase East</b><br>E. Goodwin Chase Lane  | 11/15/22       |
| Johnston          | 52686           | 0.15   | <b>Harden Creek</b><br>Lure Lane  | 11/2/22        |
| <b>Division 5</b> |                 |  |   |                |
| Durham            | 52687           | 0.07   | Extend SR 1824, Avalon Road   | 3/16/21        |
| Wake              | 52688           | 0.19   | <b>Orchard Meadows</b><br>Orchard Meadow Court  | 12/15/22       |
| <b>Division 7</b> |                 |  |   |                |
| Guilford          | 52689           | 0.05   | <b>Spencer's Grove</b><br>Extend SR 5222, Dorwood Drive   | 9/20/22        |

## NCDOT February 7 – 8, 2023 Board of Transportation Agenda

### Additions to the State Highway System:

| County             | Petition Number | Length Added (Miles) | Description and/or Subdivision                  | Date of Report |
|--------------------|-----------------|----------------------|---|----------------|
| <b>Division 8</b>  |                 |                      |   |                |
| Hoke               | 52690           | 0.19                 | <b>Longwood Crossing</b><br>Fieldbrook Street   | 12/15/22       |
|                    |                 | 0.22                 | Ledgebrook Lane                                 |                |
|                    |                 | 0.03                 | Longview Court                                  |                |
| <b>Division 9</b>  |                 |                      |   |                |
| Rowan              | 52691           | 0.18                 | <b>Willow Bend</b><br>Willow Bend Lane          | 12/12/22       |
| <b>Division 12</b> |                 |                      |   |                |
| Cleveland          | 52692           | 0.18                 | <b>Pine Tree Estates</b><br>Stallion Lane       | 12/6/22        |
|                    |                 | 0.10                 | Appaloosa Trail                                 |                |
| Iredell            | 52693           | 0.17                 | <b>Rockridge Point</b><br>Rockridge Point Drive | 12/5/22        |
|                    |                 | 0.11                 | Wheaton Lane                                    |                |
|                    |                 | 0.22                 | Farm Knoll Way                                  |                |

## NCDOT February 7 - 8, 2023 Board of Transportation Agenda

### Abandonments from the State Highway System:

| County            | Petition Number | Length Abandoned (Miles) | Description and/or Subdivision                          | Date of Report |
|-------------------|-----------------|--------------------------|---|----------------|
| <b>Division 1</b> |                 |                          |   |                |
| Currituck         | 52694           | 0.05                     | Portion of SR 1280, Simpson Road<br>Retain 0.25 miles   | 10/27/22       |
| <b>Division 4</b> |                 |                          |   |                |
| Johnston          | 52695           | 0.32                     | Portion of SR 1347, Old Olive Road<br>Retain 1.33 miles | 4/19/22        |

**Number of roads petitioned for addition – 30**

**Number of roads petitioned for abandonment - 2**

### Corrections to the State Highway System:

| County   | Requested Action  |
|----------|---|
| Johnston | Petition 52656 incorrectly listed the subdivision name as Vision Park and the street name Vision Park Drive. The correct subdivision name is Vinson Park, and the correct street name is Vinson Park Drive. This correction is retroactive to January 19, 2023. |

**NCDOT FEBRUARY 2023 BOARD OF TRANSPORTATION AGENDA**

**Funds Request**

**Division-wide Small Construction, Statewide Contingency,  
Public Access, Economic Development, High Impact/Low Cost**

**According to Executive Order No. 2 and G.S. 143B-350(g), the Board is requested to concur with staff recommendation and delegate authority to the Secretary to approve funds for specific Division-wide Small Construction / Statewide Contingency projects.**

| <b>Division &amp; County</b> | <b>Project Description</b>   | <b>Fund Type</b>                          | <b>Amount</b>                       |
|------------------------------|--|---|-------------------------------------|
| Division 1<br>Pasquotank     | WBS 44847.1.3<br>Preliminary engineering for TIP Project W-5701C: Improve alignment and install safety improvements along SR 1333 (West Main Street Extension) in the vicinity of SR 1338 (Berea Church Road).<br>Increase funds           | High Impact/<br>Low Costs<br><u>TOTAL</u> | <u>\$190,000.00</u><br>\$190,000.00 |
| Division 5<br>Divisionwide   | WBS 50703<br>Signal retiming and optimization at various locations in Division 5.<br>Establish funds   | Small<br>Construction<br><u>TOTAL</u>     | <u>\$141,892.10</u><br>\$141,892.10 |
| Division 6<br>Bladen         | WBS 50396<br>Interchange lighting project at US 701 and NC 87 in Elizabethtown.<br>Increase funds  | Small<br>Construction<br><u>TOTAL</u>     | <u>\$115,000.00</u><br>\$115,000.00 |
| Division 6<br>Cumberland     | WBS 44852.3.27<br>Construction for TIP Project W-5706Z: Curve improvements on NC 210 at the curve northwest of Pea Field Road near Autryville. These funds are needed to align project funding with the latest estimate.<br>Increase funds | High Impact/<br>Low Costs<br><u>TOTAL</u> | <u>\$100,000.00</u><br>\$100,000.00 |
| Division 6<br>Cumberland     | WBS 49352<br>Install turn lanes on SR 1115 (Black Bridge Road) in front of the TJ Robeson Life Community Center. This project is complete.<br>Increase and close   | Contingency<br><u>TOTAL</u>               | <u>\$39,089.85</u><br>\$39,089.85   |

**NCDOT FEBRUARY 2023 BOARD OF TRANSPORTATION AGENDA**  
**Funds Request**  
**Division-wide Small Construction, Statewide Contingency,**  
**Public Access, Economic Development, High Impact/Low Cost**

| <b>Division &amp; County</b> | <b>Project Description</b>  | <b>Fund Type</b>                          | <b>Amount</b>                       |
|------------------------------|---|---|-------------------------------------|
| Division 7<br>Alamance       | WBS 47786<br>Intersection improvements on SR 1007<br>(Mebane Oaks Rd) at SR 2126 / 2128 (Old<br>Hillsborough Road) in Mebane.<br>Increase funds                                       | High Impact/<br>Low Costs<br><u>TOTAL</u> | \$500,000.00<br><u>\$500,000.00</u> |
| Division 8<br>Scotland       | WBS 47776<br>Improve the turning radius and install traffic<br>signal at the US 74 median and Eastbound<br>ramps for US 401. This project is complete.<br>Increase funds and close    | High Impact/<br>Low Costs<br><u>TOTAL</u> | \$17,521.31<br><u>\$17,521.31</u>   |
| Division 11<br>Caldwell      | WBS 49912<br>Install traffic signal, pedestrian crossing<br>signals and signal retiming system at US 321<br>and Green Hill Road / The Rock Road in<br>Blowing Rock.<br>Increase funds | High Impact/<br>Low Costs<br><u>TOTAL</u> | \$75,000.00<br><u>\$75,000.00</u>   |

**Summary: 8 Projects**

|  |                              |
|--|------------------------------|
| <b>High Impact/Low Cost Commitment</b> | <b>\$882,521.31</b>          |
| <b>Small Construction Commitment</b>   | <b>\$256,892.10</b>          |
| <b>Contingency Commitment</b>          | <b>\$39,089.85</b>           |
| <b>Economic Development Commitment</b> | <b>\$0.00</b>                |
| <b>Public Access Commitment</b>        | <b>\$0.00</b>                |
| <b>TOTAL:</b>                          | <b><u>\$1,178,503.26</u></b> |

## **NCDOT February Board of Transportation Agenda**

### **Public Transportation Program**

There will be no items presented for approval at the February 8, 2023, Board of Transportation meeting.



**NCDOT February 2023 Board of Transportation Agenda**

**Rail Program**

| <b>Town/County<br/>Division</b> | <b>Project Description</b> | <b>Estimated<br/>Cost</b> |
|---------------------------------|----------------------------|---------------------------|
|---------------------------------|----------------------------|---------------------------|

There will be no items presented for approval at the February 8, 2023 Board of Transportation meeting.

**ITEM I - 2 SUMMARY – NO PROJECTS**

**NCDOT February Board of Transportation Agenda**  
**Bicycle and Pedestrian Transportation Program**

| <b>Town/County Division</b>                       | <b>Feasibility Studies</b>  | <b>Estimated Cost</b>             |                           |
|---|---|-----------------------------------|---------------------------|
| Jacksonville<br>Onslow County<br>Division 3       | <b>City of Jacksonville</b> Paved Trail Feasibility Study<br>One Community Trail Feasibility Study  | \$118,450<br>\$0<br>\$118,450     | Total<br>Federal<br>State |
| Navassa<br>Brunswick<br>County<br>Division 3      | <b>Town of Navassa</b> Paved Trail Feasibility Study<br>Gullah Geechee Heritage Corridor Multi-Use Path<br>Feasibility Study  | \$118,450<br>\$0<br>\$118,450     | Total<br>Federal<br>State |
| Wilmington<br>New Hanover<br>County<br>Division 3 | <b>City of Wilmington</b> Paved Trail Feasibility Study<br>Wilmington Downtown Trail Feasibility Study  | \$82,400<br>\$0<br>\$82,400       | Total<br>Federal<br>State |
| Kure Beach<br>New Hanover<br>County<br>Division 3 | <b>Town of Kure Beach</b> Paved Trail Feasibility Study<br>Island Greenway to Fort Fisher Feasibility Study   | \$97,850<br>\$0<br>\$97,850       | Total<br>Federal<br>State |
| Johnston County<br>Division 4                     | <b>Johnston County</b> Paved Trail Feasibility Study<br>Smithfield to Benson East Coast Greenway Segment<br>Feasibility Study   | \$118,450<br>\$0<br>\$118,450     | Total<br>Federal<br>State |
| Granville County<br>Division 5                    | <b>Granville County</b> Paved Trail Feasibility Study<br>Granville North Feasibility Study  | \$118,450<br>\$0<br>\$118,450     | Total<br>Federal<br>State |
| Person County<br>Division 5                       | <b>Person County</b> Sidewalk/Sidepath Feasibility Study<br>Person County Railroad Corridor to Trails and 501 Highway<br>Corridor with Sidewalks and Bike Lanes Study | \$123,600<br>\$96,000<br>\$27,600 | Total<br>Federal<br>State |
| Apex<br>Wake County<br>Division 5                 | <b>Town of Apex</b> Paved Trail Feasibility Study<br>Middle Creek Greenway  | \$82,400<br>\$0<br>\$82,400       | Total<br>Federal<br>State |
| Morrisville<br>Wake County<br>Division 5          | <b>Town of Morrisville</b> Paved Trail Feasibility Study<br>Stirrup Iron Creek Greenway   | \$82,400<br>\$0<br>\$82,400       | Total<br>Federal<br>State |

|   |  |                                  |                           |
|---|--|----------------------------------|---------------------------|
| Warren County<br>Division 5                             | <b>Warren County</b> Paved Trail Feasibility Study<br>Access and Mobility: Restoring Connections through Trails<br>in Warren County                                  | \$175,100<br>\$0<br>\$175,100    | Total<br>Federal<br>State |
| Lumberton<br>Robeson County<br>Division 6               | <b>City of Lumberton</b> Sidewalk/Sidepath Feasibility Study<br>Lumberton Loop: Multi-Modal Route Assessment of the<br>Roberts Avenue to Lumber Riverwalk Connection | \$82,400<br>\$64,000<br>\$18,400 | Total<br>Federal<br>State |
| Greensboro<br>Guilford County<br>Division 7             | <b>City of Greensboro</b> Paved Trail Feasibility Study<br>East Greensboro Greenway  | \$175,100<br>\$0<br>\$175,100    | Total<br>Federal<br>State |
| Asheboro<br>Randolph County<br>Division 8               | <b>City of Asheboro</b> Paved Trail Feasibility Study<br>North Asheboro Greenway   | \$72,100<br>\$0<br>\$72,100      | Total<br>Federal<br>State |
| Waxhaw<br>Union County<br>Division 10                   | <b>Town of Waxhaw</b> Paved Trail Feasibility Study<br>12 Mile Creek Greenway Feasibility Study  | \$97,850<br>\$0<br>\$97,850      | Total<br>Federal<br>State |
| Boone<br>Watauga County<br>Division 11                  | <b>Town of Boone</b> Paved Trail Feasibility Study<br>Greenway Phase II  | \$118,450<br>\$0<br>\$118,450    | Total<br>Federal<br>State |
| West Jefferson<br>Ashe County<br>Division 11            | <b>Town of West Jefferson</b> Sidewalk/Sidepath Feasibility<br>Study<br>Downtown West Jefferson & Ingles Grocery Shopping<br>Center Sidewalk Connector               | \$72,100<br>\$56,000<br>\$16,100 | Total<br>Federal<br>State |
| Wilkesboro<br>Wilks County<br>Division 11               | <b>Town of Wilkesboro</b> Paved Trail Feasibility Study<br>Woodfield/Westwood Neighborhood Connections   | \$118,450<br>\$0<br>\$118,450    | Total<br>Federal<br>State |
| Gastonia<br>Gaston County<br>Division 12                | <b>City of Gastonia</b> Paved Trail Feasibility Study<br>Downtown Gastonia to Crowders Mountain Paved<br>Pathways Study  | \$103,000<br>\$0<br>\$103,000    | Total<br>Federal<br>State |
| Long View &<br>Hildebran<br>Burke County<br>Division 12 | <b>Long View and Hildebran</b> Paved Trail Feasibility Study<br>Long View - Hildebran Connection   | \$62,825<br>\$0<br>\$62,825      | Total<br>Federal<br>State |
| Cleveland<br>County<br>Division 12                      | <b>Cleveland County</b> Sidewalk/Sidepath Feasibility Study<br>Lawndale Town Center/Stagecoach Greenway  | \$82,400<br>\$64,000<br>\$18,400 | Total<br>Federal<br>State |

|  |   |                                  |                           |
|--|---|----------------------------------|---------------------------|
| Asheville<br>Buncombe<br>County<br>Division 13       | <b>City of Asheville</b> Paved Trail Feasibility Study<br>Expansion of Swannanoa River Greenway Feasibility Study   | \$72,100<br>\$0<br>\$72,100      | Total<br>Federal<br>State |
| Burnsville<br>Yancey County<br>Division 13           | <b>Town of Burnsville</b> Sidewalk/Sidepath Feasibility Study<br>East Main Pedestrian Corridor                      | \$72,100<br>\$56,000<br>\$16,100 | Total<br>Federal<br>State |
| Brevard<br>Transylvania<br>County<br>Division 14     | <b>City of Brevard</b> Paved Trail Feasibility Study<br>Old Hendersonville Highway Greenway Feasibility Study       | \$62,825<br>\$0<br>\$62,825      | Total<br>Federal<br>State |
| Hendersonville<br>Henderson<br>County<br>Division 14 | <b>City of Hendersonville</b> Paved Trail Feasibility Study<br>"Above the Mud" Greenway Extension Feasibility Study | \$77,250<br>\$0<br>\$77,250      | Total<br>Federal<br>State |
| Jackson County<br>Division 14                        | <b>Jackson County</b> Sidewalk/Sidepath Feasibility Study<br>Fairview Road Sidewalk Feasibility Study               | \$67,398<br>\$52,348<br>\$15,050 | Total<br>Federal<br>State |

Funding Sources

Federal = State Planning and Research

State = (a) State Planning and Research State Match and (b) State Paved Trails Feasibility Studies Funds

**ITEM I-3 SUMMARY – 25 PROJECTS – (TOTAL: FEDERAL, STATE AND LOCAL) \$2,453,898**

| <b><u>No of Projects</u></b> | <b><u>Program ID</u></b> | <b><u>Federal Amount</u></b> | <b><u>State Amount</u></b> | <b><u>Local Amount</u></b> | <b><u>Total Amount</u></b> |
|------------------------------|--------------------------|------------------------------|----------------------------|----------------------------|----------------------------|
| 25                           | Feasibility Studies      | \$388,348                    | \$2,065,550                | \$0                        | \$2,453,898                |
| 25                           | <b>TOTAL</b>             | <b>\$388,348</b>             | <b>\$2,065,550</b>         | <b>\$0</b>                 | <b>\$2,453,898</b>         |

**NCDOT February 2023 Board of Transportation Agenda**

**Aviation Program**

| <b>Division<br/>Airport<br/>County</b>                                   | <b>Project Description</b>   | <b>Estimate</b>   |
|--|--|---|
| Division 1<br>Plymouth Municipal Airport<br>Washington County            | <b>Airfield Lighting Improvements<br/>(Design/Bid) WBS 36237.40.15.2</b><br>This request will provide state funds for the safety enhancement match to federal funding for the design and bidding of airfield lighting improvements. (PR# 4587)   | \$16,667 Total<br>\$16,667 State<br>\$0 Local                 |
| Division 2<br>Washington-Warren Airport<br>Beaufort County               | <b>Drainage Improvements Phase I (CON)<br/>WBS 36244.51.12.1 amendment</b><br>This request is for additional state funds for base bid costs. The airport has provided federal and local funds to complete the construction administration, inspection, and an additive bid. (PR# 4065)   | \$376,000 Total<br>\$338,400 State<br>\$37,600 Local          |
| Division 2<br>Michael J Smith Field<br>Carteret County                   | <b>Project Little Fish (CON) WBS 36244.47.8.3<br/>amendment</b><br>This request is for additional economic development funds for construction of development site work for a new hangar based on bids. Additional costs for hangar facilities will utilize other funding provided by private investors. (PR# 4512)                                 | \$605,000 Total<br>\$205,000 State<br>\$400,000 Other         |
| Division 7<br>Burlington Alamance<br>Regional Airport<br>Alamance County | <b>Runway, Apron, &amp; Taxiway 'G'<br/>Rehabilitation with Apron Expansion<br/>(Design/Bid/CON/CA/RPR) WBS<br/>36244.16.16.1 amendment</b><br>This request amends the existing grant to add state funds for construction of pavement rehabilitation and apron expansion. Estimates include construction administration and inspection. (PR# 4171) | \$13,200,000 Total<br>\$11,880,000 State<br>\$1,320,000 Local |

**NCDOT February 2023 Board of Transportation Agenda**

**Aviation Program**

|   |   |  |
|---|---|--|
| <p>Division 8<br/>Moore County Airport<br/>Moore County</p>       | <p><b>Runway, Taxiway, and Apron Lights, &amp; Airfield Signage WBS 36244.57.13.1 amendment</b><br/>This request will provide additional funds for bid prices and construction administration costs. (PR# 2496)</p>   | <p>\$114,463 Total<br/>\$103,016 State<br/>\$11,447 Local</p>      |
| <p>Division 8<br/>Raleigh Executive Jetport<br/>Lee County</p>    | <p><b>Project Black Mountain (CON) WBS TBD</b><br/>This request will provide economic development funding for the site preparation and paving to allow for the construction of an electric aircraft charging station.</p>   | <p>\$370,000 Total<br/>\$200,000 State<br/>\$170,000 Other</p>     |
| <p>Division 9<br/>Davidson County Airport<br/>Davidson County</p> | <p><b>Drainage System Rehabilitation WBS TBD</b><br/>This request will fund repairs and replacement of damaged and failing drainage system under the airfield pavement that is currently being reconstructed with STIP funds. Design was completed with federal funds. (PR# 4658)</p> | <p>\$1,500,000 Total<br/>\$1,350,000 State<br/>\$150,000 Local</p> |

**ITEM I-4 SUMMARY – 7 REQUESTS – Total Cost: \$ 16,182,130**

**Total State Aid Cost \$ 14,093,083**

**Total Economic Development Cost \$ 405,000**

**Total Local Investment \$ 1,519,047**

**Total Other Investment \$570,000**

\*Costs are estimated. Only eligible costs within the project scope of work will be reimbursed.

**NCDOT FEBRUARY 2023 BOARD OF TRANSPORTATION AGENDA  
APPROVAL OF STRATEGIC TRANSPORTATION INVESTMENT FUNDS**

| <b>TOWN / COUNTY<br/>DIVISION<br/>PROJ.<br/>CATEGORY</b> | <b>PROJECT<br/>DESCRIPTION</b>  | <b>ESTIMATED<br/>COST</b> |
|--|---|---------------------------|
| MARTIN<br>DIV. 1<br>R-4705WM<br>DIVISION                 | WBS 38932.4.1<br>MITIGATION FOR SFY 2022 FOR R-4705. \$67,038.00<br>HAS PREVIOUSLY BEEN APPROVED FOR<br>MITIGATION. ADDITIONAL FUNDS ARE REQUESTED.   | \$87,000.00               |
| NORTHAMPTON<br>DIV. 1<br>R-5739<br>DIVISION              | WBS 50197.2.2<br>NC 46 FROM NC 48 IN GASTON TO THE VIRGINIA STATE<br>LINE. INITIAL FUNDS ARE REQUESTED FOR UTILITIES.   | \$4,000,000.00            |
| CARTERET<br>DIV. 2<br>B-4863<br>DIVISION                 | WBS 40212.3.2<br>REPLACE BRIDGES 73 AND 96 OVER THE STRAITS<br>AT HARKERS ISLAND ON SR 1335 (ISLAND ROAD).<br>\$74,635,108.00 HAS PREVIOUSLY BEEN APPROVED<br>FOR CONSTRUCTION. STRATEGIC TRANSPORTATION<br>INVESTMENTS <b>CASH FLOW</b> FUNDING FROM SFY 25<br>NEEDS TO BE DECREASED BY \$5,640,000.00 TO<br>REFLECT THE LOW BID RECEIVED. THIS IS A <b>BUILD NC<br/>BOND</b> PROJECT. | (\$5,640,000.00)          |
| CARTERET<br>DIV. 2<br>B-5938<br>DIVISION                 | WBS 46483.3.1<br>BRIDGE #68 OVER BOGUE SOUND ON SR 1182<br>(ATLANTIC BEACH CAUSEWAY). \$16,424,118.00 HAS<br>PREVIOUSLY BEEN APPROVED FOR CONSTRUCTION.<br>ADDITIONAL STRATEGIC TRANSPORTATION<br>INVESTMENTS FUNDS ARE REQUESTED. THIS IS A<br><b>BUILD NC BOND</b> PROJECT.   | \$250,000.00              |
| CRAVEN<br>DIV. 2<br>R-4463A<br>REGIONAL                  | WBS 35601.1.R2<br>NC 43 CONNECTOR FROM US 17 BUSINESS TO SOUTH<br>OF US 17 / US 70. \$2,255,099.00 HAS PREVIOUSLY BEEN<br>APPROVED FOR PRELIMINARY ENGINEERING.<br>ADDITIONAL STRATEGIC TRANSPORTATION<br>INVESTMENTS FUNDS ARE REQUESTED. THIS IS A<br><b>BUILD NC BOND</b> PROJECT.   | \$75,000.00               |



**NCDOT FEBRUARY 2023 BOARD OF TRANSPORTATION AGENDA  
APPROVAL OF STRATEGIC TRANSPORTATION INVESTMENT FUNDS**

| <b>TOWN / COUNTY<br/>DIVISION<br/>PROJ.<br/>CATEGORY</b> | <b>PROJECT<br/>DESCRIPTION</b>  | <b>ESTIMATED<br/>COST</b> |
|--|---|---------------------------|
| CARTERET<br>DIV. 2<br>R-5858<br>STATEWIDE                | WBS 47546.1.1<br>NC 24 AT NC 58. \$1,007,821.00 HAS PREVIOUSLY BEEN APPROVED FOR PRELIMINARY ENGINEERING. ADDITIONAL FUNDS ARE REQUESTED.   | \$75,000.00               |
| CRAVEN<br>DIV. 2<br>U-5713<br>STATEWIDE                  | WBS 50111.3.1<br>US 70 FROM THE NEUSE RIVER BRIDGE TO SR 1124 (GRANTHAM ROAD). \$253,895,000.00 HAS PREVIOUSLY BEEN APPROVED FOR CONSTRUCTION. CONSTRUCTION SPENDING HAS NOT OCCURRED AS QUICKLY AS ORIGINALLY ANTICIPATED, THEREFORE, THE CURRENT FUNDING AVAILABLE IN SFY 2023 WILL BE DECREASED BY \$25,000,000.00 AND MADE AVAILABLE TO OTHER PROJECTS. \$25,000,000.00 WILL BE CASH-FLOWED FROM SFY 2025 TO BETTER ALIGN FUNDING AND EXPENDITURES. | \$0.00                    |
| CRAVEN<br>DIV. 2<br>U-5993<br>REGIONAL                   | WBS 47113.1.1<br>NC 55 (NEUSE BOULEVARD) AT US 17 BUSINESS (MLK BOULEVARD). \$861,508.00 HAS PREVIOUSLY BEEN APPROVED FOR PRELIMINARY ENGINEERING. ADDITIONAL FUNDS ARE REQUESTED.  | \$50,000.00               |
| DUPLIN<br>DIV. 3<br>B-5981<br>STATEWIDE                  | WBS 47747.1.1<br>REPLACE BRIDGE 16 OVER CSX RAILROAD ON US 117 NORTH BOUND LANE AND BRIDGE PRESERVATION OF BRIDGE 17 OVER CSX RAILROAD. \$1,150,003.00 HAS PREVIOUSLY BEEN APPROVED FOR PRELIMINARY ENGINEERING. ADDITIONAL FUNDS ARE REQUESTED.  | \$125,000.00              |
| NEW HANOVER<br>DIV. 3<br>HB-0039<br>STATEWIDE            | WBS 50603.2.3<br>REPLACE BRIDGE 13 OVER CAPE FEAR RIVER ON US 421. INITIAL FUNDS ARE REQUESTED FOR ADVANCED PROPERTY ACQUISITION / RELOCATION STUDIES OF SPECIFIC PARCEL 900 (PROPERTY OF RIVERMAN LLC) AND SPECIFIC PARCEL 901 (PROPERTY OF THE FUNK YARD).  | \$50,000.00               |

**NCDOT FEBRUARY 2023 BOARD OF TRANSPORTATION AGENDA  
APPROVAL OF STRATEGIC TRANSPORTATION INVESTMENT FUNDS**

| <b>TOWN / COUNTY<br/>DIVISION<br/>PROJ.<br/>CATEGORY</b>   | <b>PROJECT<br/>DESCRIPTION</b>   | <b>ESTIMATED<br/>COST</b> |
|--|--|---------------------------|
| NEW<br>HANOVER/<br>PENDER<br>DIV. 3<br>R-3300A<br>REGIONAL | WBS 40237.1.3<br>US 17 (HAMPSTEAD BYPASS) FROM US 17 BYPASS<br>SOUTH OF HAMPSTEAD TO NC 210. \$7,321,948.00 HAS<br>PREVIOUSLY BEEN APPROVED FOR PRELIMINARY<br>ENGINEERING. ADDITIONAL FUNDS ARE REQUESTED.  | \$325,000.00              |
| BURGAW /<br>PENDER<br>DIV. 3<br>R-5850<br>REG/DIV          | WBS 47538.1.1<br>NC 53 FROM US 117 BYPASS TO STAG PARK ROAD.<br>\$500,000.00 HAS PREVIOUSLY BEEN APPROVED<br>FOR PRELIMINARY ENGINEERING. ADDITIONAL FUNDS<br>ARE REQUESTED USING DIVISION TIER FUNDING.   | \$110,000.00              |
| NEW HANOVER<br>DIV. 3<br>U-5710A<br>STATEWIDE              | WBS 50115.1.2<br>NEW ROUTE FROM SR 1409 (MILITARY CUTOFF ROAD)<br>AT DRYSDALE DRIVE TO US 74 (EASTWOOD ROAD) IN<br>WILMINGTON. \$696,700.00 HAS PREVIOUSLY BEEN<br>APPROVED FOR PRELIMINARY ENGINEERING.<br>ADDITIONAL FUNDS ARE REQUESTED.  | \$200,000.00              |
| NEW HANOVER<br>DIV. 3<br>U-5729<br>SW/REG                  | WBS 54020.1.1<br>US 421 (CAROLINA BEACH ROAD) FROM US 421<br>(BURNETT AVENUE) TO US 117 (SHIPYARD<br>BOULEVARD) IN WILMINGTON. \$2,431,068.00 HAS<br>PREVIOUSLY BEEN APPROVED FOR PRELIMINARY<br>ENGINEERING. ADDITIONAL FUNDS ARE REQUESTED.  | \$50,000.00               |
| NEW HANOVER<br>DIV. 3<br>U-5729<br>SW/REG                  | WBS 54020.2.1<br>US 421 (CAROLINA BEACH ROAD) FROM US 421<br>(BURNETT AVENUE) TO US 117 (SHIPYARD<br>BOULEVARD). \$20,000.00 HAS PREVIOUSLY BEEN<br>APPROVED FOR RIGHT OF WAY AND UTILITIES.<br>ADDITIONAL FUNDS ARE REQUESTED, (\$2,400,000.00<br>REGIONAL AND \$600,000.00 STATEWIDE). | \$3,000,000.00            |

**NCDOT FEBRUARY 2023 BOARD OF TRANSPORTATION AGENDA  
APPROVAL OF STRATEGIC TRANSPORTATION INVESTMENT FUNDS**

| <b>TOWN / COUNTY<br/>DIVISION<br/>PROJ.<br/>CATEGORY</b> | <b>PROJECT<br/>DESCRIPTION</b>   | <b>ESTIMATED<br/>COST</b> |
|--|--|---------------------------|
| ONSLOW<br>DIV. 3<br>U-5739<br>REGIONAL                   | WBS 54028.1.2<br>US 258 (RICHLANDS HWY) FROM SR 1212 (PONY FARM ROAD) TO SR 1213 (BLUE CREEK ROAD). INITIAL FUNDS ARE REQUESTED FOR PRELIMINARY ENGINEERING.   | \$50,000.00               |
| ONSLOW<br>DIV. 3<br>U-5787<br>DIVISION                   | WBS 44359.1.1<br>SR 2715 (TRADE STREET) FROM NC 53 (WESTERN BOULEVARD) TO MCDANIEL DRIVE. \$945,900.00 HAS PREVIOUSLY BEEN APPROVED FOR PRELIMINARY ENGINEERING. ADDITIONAL FUNDS ARE REQUESTED.                     | \$100,000.00              |
| ONSLOW<br>DIV. 3<br>U-5791<br>DIVISION                   | WBS 44363.1.1<br>SR 2714 (JACKSONVILLE PARKWAY) FROM NC 53 (WESTERN BOULEVARD) TO US 17 (NEW BERN HIGHWAY). \$1,829,900.00 HAS PREVIOUSLY BEEN APPROVED FOR PRELIMINARY ENGINEERING. ADDITIONAL FUNDS ARE REQUESTED. | \$350,000.00              |
| BRUNSWICK<br>DIV. 3<br>U-5914<br>DIVISION                | WBS 44647.1.1<br>NC 133 FROM US 17/74/76 TO SR 1554 (OLD RIVER ROAD). \$871,000.00 HAS PREVIOUSLY BEEN APPROVED FOR PRELIMINARY ENGINEERING. ADDITIONAL FUNDS ARE REQUESTED.   | \$100,000.00              |
| BRUNSWICK<br>DIV. 3<br>U-5932<br>STATEWIDE               | WBS 45942.2.1<br>US 17 AT NC 211. INITIAL FUNDS ARE REQUESTED FOR ADVANCED PROPERTY ACQUISITION / RELOCATION STUDIES OF SPECIFIC PARCEL 900 (PROPERTY OF ALBERT H. PARKER, JR.).                                     | \$25,000.00               |
| ONSLOW<br>DIV. 3<br>U-6065<br>STATEWIDE                  | WBS 47489.1.1<br>US 17 AT NC 172 (SNEADS FERRY ROAD/SR 1518 (OLD FOLKSTONE ROAD). \$1,529,000.00 HAS PREVIOUSLY BEEN APPROVED FOR PRELIMINARY ENGINEERING. ADDITIONAL FUNDS ARE REQUESTED.                           | \$300,000.00              |

**NCDOT FEBRUARY 2023 BOARD OF TRANSPORTATION AGENDA  
APPROVAL OF STRATEGIC TRANSPORTATION INVESTMENT FUNDS**

| <b>TOWN / COUNTY<br/>DIVISION<br/>PROJ.<br/>CATEGORY</b>  | <b>PROJECT<br/>DESCRIPTION</b>   | <b>ESTIMATED<br/>COST</b> |
|---|--|---------------------------|
| NEW HANOVER<br>DIV. 3<br>U-6202<br>DIVISION               | WBS 48662.1.1<br>SR 2048 (GORDON ROAD) FROM US 17 (MARKET STREET) TO I-40. \$3,548,206.00 HAS PREVIOUSLY BEEN APPROVED FOR PRELIMINARY ENGINEERING. ADDITIONAL FUNDS ARE REQUESTED.  | \$600,000.00              |
| HALIFAX<br>DIV. 4<br>AV-5822<br>DIVISION                  | WBS 47177.1.1<br>HALIFAX (IXA), HALIFAX NORTHAMPTON REGIONAL AIRPORT. CONSTRUCT TAXI LANE AND PREPARATION FOR ADDITIONAL T-HANGARS. \$123,600.00 HAS PREVIOUSLY BEEN APPROVED FOR PRELIMINARY ENGINEERING. ADDITIONAL FUNDS ARE REQUESTED.   | \$36,000.00               |
| HALIFAX<br>DIV. 4<br>HE-0003<br>DIVISION                  | WBS 49811.3.1<br>SR 1710 (GRACE DRIVE / WATKINS DRIVE) AND SR 1737 (POWER PLACE) FROM US 158 TO NORTH OF SR 1734 (KENNAMETAL DRIVE). \$1,750,000.00 HAS PREVIOUSLY BEEN APPROVED FOR CONSTRUCTION. ADDITIONAL FUNDS ARE REQUESTED. <b>THIS IS AN ECONOMIC DEVELOPMENT PROJECT.</b>   | \$250,000.00              |
| JOHNSTON<br>DIV. 4<br>R-5761<br>DIVISION                  | WBS 44649.1.1<br>NC 242 FROM SR 1168 (TARHEEL ROAD) TO I-40. \$12,499.00 HAS PREVIOUSLY BEEN APPROVED FOR PRELIMINARY ENGINEERING. ADDITIONAL FUNDS ARE REQUESTED.   | \$20,000.00               |
| HARNETT/<br>JOHNSTON<br>DIVS. 4/6<br>I-5986B<br>STATEWIDE | WBS 47532.3.3<br>I-95 FROM SR 1001 (LONG BRANCH ROAD - EXIT 71) TO I-40 (EXIT 81). \$272,668,872.00 HAS PREVIOUSLY BEEN APPROVED FOR CONSTRUCTION. CONSTRUCTION SPENDING HAS NOT OCCURRED AS QUICKLY AS ORIGINALLY ANTICIPATED, THEREFORE THE CURRENT FUNDING AVAILABLE IN SFY 23 WILL BE DECREASED BY \$13,000,000.00 AND MADE AVAILABLE TO OTHER PROJECTS. \$13,000,000.00 WILL BE CASH-FLOWED FROM SFY 27 TO BETTER ALIGN FUNDING AND EXPENDITURES. | \$0.00                    |

**NCDOT FEBRUARY 2023 BOARD OF TRANSPORTATION AGENDA  
APPROVAL OF STRATEGIC TRANSPORTATION INVESTMENT FUNDS**

| <b>TOWN / COUNTY<br/>DIVISION<br/>PROJ.<br/>CATEGORY</b> | <b>PROJECT<br/>DESCRIPTION</b>  | <b>ESTIMATED<br/>COST</b> |
|--|---|---------------------------|
| WAKE<br>DIV. 5<br>R-2829<br>STATEWIDE                    | WBS 35517.1.2<br>ADVANCED PROPERTY ACQUISITION / RELOCATION STUDIES. EASTERN WAKE FREEWAY FROM I-40 TO I-87 / US 64-264 KNIGHTDALE BYPASS. \$274,160.00 HAS PREVIOUSLY BEEN APPROVED FOR PRELIMINARY ENGINEERING. ADDITIONAL FUNDS ARE REQUESTED.   | \$25,000.00               |
| RALEIGH /WAKE<br>DIV. 5<br>U-5302<br>REGIONAL            | WBS 48000.1.1<br>US 401 FROM SOUTH OF SR 1006 (OLD STAGE ROAD) TO SOUTH OF SR 2538 (MECHANICAL BOULEVARD) IN GARNER. \$2,162,688.00 HAS PREVIOUSLY BEEN APPROVED FOR PRELIMINARY ENGINEERING. ADDITIONAL STRATEGIC TRANSPORTATION INVESTMENTS FUNDS ARE REQUESTED. THIS IS A <b>BUILD NC BOND</b> PROJECT.                          | \$250,000.00              |
| WAKE<br>DIV. 5<br>U-5518B<br>SW/REG                      | WBS 43612.2.3<br>US 70 (GLENWOOD AVENUE) AT SR 3067 (T. W. ALEXANDER DRIVE). \$11,554,208.00 HAS PREVIOUSLY BEEN APPROVED FOR APPRAISAL AND ADVANCED ACQUISITION OF A SPECIFIC PARCEL. ADDITIONAL FUNDS ARE REQUESTED FOR SPECIFIC PARCELS 905 (PROPERTY OF NATHANCO LLC DAVENPORT, SYBIL H. HERIS) AND 906 (PROPERTY OF LCL CORP). | \$50,000.00               |
| WAKE<br>DIV. 5<br>U-5811<br>DIVISION                     | WBS 44384.1.1<br>SR 1002 (AVIATION PARKWAY) FROM NC 54 TO I-40 IN MORRISVILLE. \$2,000,000.00 HAS PREVIOUSLY BEEN APPROVED FOR PRELIMINARY ENGINEERING. ADDITIONAL FUNDS ARE REQUESTED.   | \$1,500,000.00            |
| VANCE<br>DIV. 5<br>U-5890<br>DIVISION                    | WBS 44658.1.1<br>SR 1162 (DABNEY DRIVE) FROM COBLE BOULEVARD TO US 158 BUSINESS IN HENDERSON. \$2,132,591.00 HAS PREVIOUSLY BEEN APPROVED FOR PRELIMINARY ENGINEERING. ADDITIONAL FUNDS ARE REQUESTED.  | \$100,000.00              |

**NCDOT FEBRUARY 2023 BOARD OF TRANSPORTATION AGENDA  
APPROVAL OF STRATEGIC TRANSPORTATION INVESTMENT FUNDS**

| <b>TOWN / COUNTY<br/>DIVISION<br/>PROJ.<br/>CATEGORY</b> | <b>PROJECT<br/>DESCRIPTION</b>   | <b>ESTIMATED<br/>COST</b> |
|--|--|---------------------------|
| WAKE<br>DIV. 5<br>U-5980<br>REGIONAL                     | WBS 46898.1.1<br>US 401/NC 42/NC 55 FROM SR 2768/SR 5056 (NORTH JUDD PARKWAY) TO NC 42/NC55. \$250,000.00 HAS PREVIOUSLY BEEN APPROVED FOR PRELIMINARY ENGINEERING. FUNDS NEED TO BE DECREASED (\$200,698.40). WBS WILL BE CLOSED. | (\$200,698.40)            |
| WAKE<br>DIV. 5<br>U-6022<br>REGIONAL                     | WBS 47148.1.1<br>TOWN OF FUQUAY-VARINA. CONSTRUCT TOWNWIDE ITS / SIGNAL SYSTEMS. \$740,240.00 HAS PREVIOUSLY BEEN APPROVED FOR PRELIMINARY ENGINEERING. ADDITIONAL FUNDS ARE REQUESTED.  | \$130,000.00              |
| WAKE<br>DIV. 5<br>U-6023<br>DIVISION                     | WBS 47149.1.1<br>TOWN OF WAKE FOREST. CONSTRUCT TOWNWIDE ITS / SIGNAL SYSTEM. \$735,692.00 HAS PREVIOUSLY BEEN APPROVED FOR PRELIMINARY ENGINEERING. ADDITIONAL FUNDS ARE REQUESTED.   | \$100,000.00              |
| WAKE<br>DIV. 5<br>U-6026<br>DIVISION                     | WBS 47150.1.1<br>TOWN OF KNIGHTDALE. CONSTRUCT TOWNWIDE ITS / SIGNAL SYSTEM. \$634,535.00 HAS PREVIOUSLY BEEN APPROVED FOR PRELIMINARY ENGINEERING. ADDITIONAL FUNDS ARE REQUESTED.  | \$110,000.00              |
| COLUMBUS<br>DIV. 6<br>HB-0011WM<br>DIVISION              | WBS 49870.4.1<br>REPLACE BRIDGE 26 OVER GUM SWAMP ON SR 1928 (DOCK ROAD). INITIAL FUNDS ARE REQUESTED FOR WETLAND MITIGATION.  | \$11,173.00               |

**NCDOT FEBRUARY 2023 BOARD OF TRANSPORTATION AGENDA  
APPROVAL OF STRATEGIC TRANSPORTATION INVESTMENT FUNDS**

| TOWN / COUNTY<br>DIVISION<br>PROJ.<br>CATEGORY | PROJECT<br>DESCRIPTION   | ESTIMATED<br>COST |
|--|--|-------------------|
| ROBESON<br>DIV. 6<br>I-6064A<br>REGIONAL       | WBS 49067.3.1<br>I-95 FROM I-74 (EXIT 13) TO CARTHAGE ROAD (EXIT 19).<br>\$219,491,687.00 HAS PREVIOUSLY BEEN APPROVED FOR CONSTRUCTION. CONSTRUCTION SPENDING HAS NOT OCCURRED AS QUICKLY AS ORIGINALLY ANTICIPATED, THEREFORE, THE CURRENT FUNDING AVAILABLE IN SFY 2023 WILL BE DECREASED \$19,000,000.00 AND MADE AVAILABLE TO OTHER PROJECTS. \$19,000,000.00 WILL BE CASH-FLOWED FROM SFY 2027 TO BETTER ALIGN FUNDING AND EXPENDITURES.                   | \$0.00            |
| ROBESON<br>DIV. 6<br>I-6064B<br>STATEWIDE      | WBS 49067.3.2<br>I-95 FROM CARTHAGE ROAD (EXIT 19) TO US 301 (FAYETTEVILLE ROAD, EXIT 22). \$85,945,632.00 HAS PREVIOUSLY BEEN APPROVED FOR CONSTRUCTION. CONSTRUCTION SPENDING HAS NOT OCCURRED AS QUICKLY AS ORIGINALLY ANTICIPATED, THEREFORE, THE CURRENT FUNDING AVAILABLE IN SFY 2023 WILL BE DECREASED BY \$8,000,000.00 AND MADE AVAILABLE TO OTHER PROJECTS. \$8,000,000.00 WILL BE CASH FLOWED FROM SFY 2027 TO BETTER ALIGN FUNDING AND EXPENDITURES. | \$0.00            |

**NCDOT FEBRUARY 2023 BOARD OF TRANSPORTATION AGENDA  
APPROVAL OF STRATEGIC TRANSPORTATION INVESTMENT FUNDS**

| <b>TOWN / COUNTY<br/>DIVISION<br/>PROJ.<br/>CATEGORY</b> | <b>PROJECT<br/>DESCRIPTION</b>   | <b>ESTIMATED<br/>COST</b> |
|--|--|---------------------------|
| CUMBERLAND<br>DIV. 6<br>U-4414<br>REGIONAL               | WBS 39054.1.2<br>SR 1007 (ALL-AMERICAN FREEWAY) FROM SR 1151 (OWEN DRIVE) TO NORTH OF SR 1437 (SANTA FE DRIVE). \$571,933.00 HAS PREVIOUSLY BEEN APPROVED FOR PRELIMINARY ENGINEERING. ADDITIONAL FUNDS ARE REQUESTED.   | \$2,000,000.00            |
| CUMBERLAND<br>DIV. 6<br>U-6229<br>REG/DIV                | WBS 48808.1.1<br>NC 24 (BRAGG BOULEVARD) FROM US 401 (SKIBO ROAD) TO GLENVILLE AVENUE. \$1,150,000.00 HAS PREVIOUSLY BEEN APPROVED FOR PRELIMINARY ENGINEERING. ADDITIONAL FUNDS ARE REQUESTED.                          | \$150,000.00              |
| GUILFORD<br>DIV. 7<br>U-4015AWM<br>DIVISION              | WBS 35013.4.2<br>SR 1556 (GALLIMORE DAIRY ROAD) FROM NC 68 TO AIRPARK ROAD. INITIAL FUNDS ARE REQUESTED FOR WETLAND MITIGATION.  | \$324,421.00              |
| GUILFORD<br>DIV. 7<br>U-5754<br>REGIONAL                 | WBS 54034.3.2<br>US 29/US 70/US 220 (O'HENRY BOULEVARD) FROM I-40/ BUSINESS I-85 TO SOUTH OF FLORIDA STREET IN GREENSBORO. \$4,250,000.00 HAS PREVIOUSLY BEEN APPROVED FOR CONSTRUCTION. ADDITIONAL FUNDS ARE REQUESTED. | \$2,500,000.00            |
| ALAMANCE<br>DIV. 7<br>U-6014<br>DIVISION                 | WBS 47159.2.1<br>SR 1716 (GRAHAM-HOPEDALE ROAD) FROM SR 1720 (WEST HANOVER ROAD) TO MORNINGSIDE DRIVE IN BURLINGTON. INITIAL FUNDS ARE REQUESTED FOR FULL RIGHT OF WAY.  | \$1,500,000.00            |
| GUILFORD<br>DIV. 7<br>U-6018<br>DIVISION                 | WBS 47163.1.1<br>NC 62 FROM SR 1154 (KERSEY VALLEY ROAD) TO SR 1162 (WEANT ROAD) IN ARCHDALE. \$1,750,000.00 HAS PREVIOUSLY BEEN APPROVED FOR PRELIMINARY ENGINEERING. ADDITIONAL FUNDS ARE REQUESTED.                   | \$120,000.00              |



**NCDOT FEBRUARY 2023 BOARD OF TRANSPORTATION AGENDA  
APPROVAL OF STRATEGIC TRANSPORTATION INVESTMENT FUNDS**

| <b>TOWN / COUNTY<br/>DIVISION<br/>PROJ.<br/>CATEGORY</b>     | <b>PROJECT<br/>DESCRIPTION</b>   | <b>ESTIMATED<br/>COST</b> |
|--|--|---------------------------|
| GUILFORD<br>DIV. 7<br>U-6019<br>DIVISION                     | WBS 47164.2.1<br>SR 2334 (AIR HARBOR ROAD) AT SR 2347 (LAKE BRANDT ROAD). \$351,684.00 HAS PREVIOUSLY BEEN APPROVED FOR FULL RIGHT OF WAY AND UTILITIES. ADDITIONAL FUNDS ARE REQUESTED.   | \$70,000.00               |
| MOORE<br>DIV. 8<br>U-5756<br>REGIONAL                        | WBS 50171.2.1<br>NC 5 FROM US 1 IN ABERDEEN TO THE INTERSECTION OF TROTTER DRIVE / BLAKE BOULEVARD IN PINEHURST. INITIAL FUNDS ARE REQUESTED FOR FULL RIGHT OF WAY.  | \$4,600,000.00            |
| MOORE<br>DIV. 8<br>U-5814<br>REGIONAL                        | WBS 44387.1.1<br>US 15/US 501/NC 211 FROM US 1 (SANDHILLS BOULEVARD) IN ABERDEEN TO BRUCEWOOD ROAD IN SOUTHERN PINES. \$2,390,329.00 HAS PREVIOUSLY BEEN APPROVED FOR PRELIMINARY ENGINEERING. ADDITIONAL FUNDS ARE REQUESTED.     | \$750,000.00              |
| DAVIDSON/<br>RANDOLPH<br><br>DIVS. 8/9<br>R-2220<br>REGIONAL | WBS 34394.1.2<br>US 64 FROM EAST OF I-85 BUSINESS IN LEXINGTON TO ASHEBORO BYPASS. \$490,143.00 HAS PREVIOUSLY BEEN APPROVED FOR PRELIMINARY ENGINEERING. ADDITIONAL FUNDS ARE REQUESTED.  | \$1,500,000.00            |
| FORSYTH<br>DIV. 9<br>I-5880<br>REGIONAL                      | WBS 53080.1.1<br>I-40/US 311 AT NC 109 (THOMASVILLE ROAD)/ CLEMMONSVILLE ROAD SPLIT-DIAMOND INTERCHANGE IN WINSTON-SALEM. \$1,835,000.00 HAS PREVIOUSLY BEEN APPROVED FOR PRELIMINARY ENGINEERING. ADDITIONAL FUNDS ARE REQUESTED. | \$300,000.00              |
| FORSYTH<br>DIV. 9<br>U-2579WM<br>STATEWIDE                   | WBS 34839.4.8<br>WINSTON SALEM NORTHERN BELTWAY EASTERN SECTION (FUTURE I-74) FROM US 52 TO US 311. INITIAL FUNDS ARE REQUESTED FOR WETLAND MITIGATION.  | \$6,712,464.00            |

**NCDOT FEBRUARY 2023 BOARD OF TRANSPORTATION AGENDA  
APPROVAL OF STRATEGIC TRANSPORTATION INVESTMENT FUNDS**

| TOWN / COUNTY<br>DIVISION<br>PROJ.<br>CATEGORY | PROJECT<br>DESCRIPTION   | ESTIMATED<br>COST |
|--|--|-------------------|
| STANLY<br>DIV. 10<br>R-2530B<br>REGIONAL       | WBS 34446.1.6<br>NC 24 - 27 FROM BIRD ROAD IN ALBEMARLE TO WEST OF THE PEE DEE RIVER. \$6,708,562.00 HAS PREVIOUSLY BEEN APPROVED FOR PRELIMINARY ENGINEERING. \$193,384.01 OF STRATEGIC TRANSPORTATION INVESTMENTS FUNDS WILL BE REPLACED WITH REGIONAL YEAR 2 <b>BUILD NC BOND FUNDS. THIS PROJECT HAS PREVIOUSLY BEEN IDENTIFIED AS A TRUST FUND INTRASTATE SYSTEM PROJECT.</b> | \$0.00            |
| CABARRUS<br>DIV. 10<br>U-3415A<br>DIVISION     | WBS 35652.1.3<br>SR 1394 (POPLAR TENT ROAD) FROM SR 1445 (DERITA ROAD) TO GEORGE LILES PARKWAY. \$1,665,000.00 HAS PREVIOUSLY BEEN APPROVED FOR PRELIMINARY ENGINEERING. ADDITIONAL FUNDS ARE REQUESTED.   | \$400,000.00      |
| MECKLENBURG<br>DIV. 10<br>U-5114<br>REGIONAL   | WBS 42376.2.2<br>INTERSECTION OF US 21 AND (GILEAD ROAD) IN HUNTERSVILLE. CONSTRUCT INTERSECTION IMPROVEMENTS, INCLUDING BICYCLE AND PEDESTRIAN ACCOMMODATIONS. \$1,125,000.00 HAS PREVIOUSLY BEEN APPROVED FOR UTILITIES. ADDITIONAL FUNDS ARE REQUESTED. <b>THIS IS A STRATEGIC TRANSPORTATION INVESTMENTS TRANSITION PROJECT.</b>   | \$15,000.00       |
| CABARRUS<br>DIV. 10<br>U-5806<br>DIVISION      | WBS 44378.1.D1<br>INTERSECTION OF SR 2894 (CONCORD MILLS BOULEVARD) AND ENTRANCE NO. 1 - KINGS GRANT PAVILION. \$1,897,423.00 HAS PREVIOUSLY BEEN APPROVED FOR PRELIMINARY ENGINEERING. \$193,384.01 OF DIVISION YEAR 2 <b>BUILD NC BOND FUNDS WILL BE REPLACED WITH STRATEGIC TRANSPORTATION INVESTMENTS FUNDS.</b>   | \$0.00            |

**NCDOT FEBRUARY 2023 BOARD OF TRANSPORTATION AGENDA  
APPROVAL OF STRATEGIC TRANSPORTATION INVESTMENT FUNDS**

| <b>TOWN / COUNTY<br/>DIVISION<br/>PROJ.<br/>CATEGORY</b> | <b>PROJECT<br/>DESCRIPTION</b>  | <b>ESTIMATED<br/>COST</b> |
|--|---|---------------------------|
| UNION<br>DIV. 10<br>U-5808<br>DIVISION                   | WBS 44381.1.1<br>SR 1362 (CHESNUT LANE CONNECTOR) FROM SR 1367 (MATTHEWS INDIAN TRAIL ROAD) TO SR 1368 (GRIBBLE ROAD). \$2,225,000.00 HAS PREVIOUSLY BEEN APPROVED FOR PRELIMINARY ENGINEERING. ADDITIONAL FUNDS ARE REQUESTED.   | \$200,000.00              |
| MECKLENBURG<br>DIV. 10<br>U-5955A<br>REGIONAL            | WBS 46892.1.3<br>NC 16 (BROOKSHIRE BOULEVARD). \$305,000.00 HAS PREVIOUSLY BEEN APPROVED FOR PRELIMINARY ENGINEERING. ADDITIONAL FUNDS ARE REQUESTED.   | \$100,000.00              |
| CABARRUS<br>DIV. 10<br>U-5956<br>REGIONAL                | WBS 46891.1.1<br>US 29 - REALIGN UNION CEMETERY ROAD TO INTERSECT US 29 AT ROCK HILL CHURCH ROAD AND CONSTRUCT IMPROVEMENTS ALONG US 29 FROM 0.6 MILE WEST OF ROCK HILL CHURCH ROAD TO JUST EAST OF ROCK HILL CHURCH ROAD. \$1,728,125.00 HAS PREVIOUSLY BEEN APPROVED FOR PRELIMINARY ENGINEERING. ADDITIONAL FUNDS ARE REQUESTED. | \$100,000.00              |
| MECKLENBURG<br>DIV. 10<br>U-6109<br>REGIONAL             | WBS 48410.1.1<br>US 521 (LANCASTER HWY/JOHNSTON ROAD) FROM SOUTH CAROLINA STATE LINE TO SR 4979 (BALLANTYNE COMMONS PARKWAY). \$2,661,659.00 HAS PREVIOUSLY BEEN APPROVED FOR PRELIMINARY ENGINEERING. ADDITIONAL FUNDS ARE REQUESTED.  | \$1,100,000.00            |
| YADKIN<br>DIV. 11<br>B-5833<br>REGIONAL                  | WBS 45786.1.2<br>REPLACE BRIDGE 29 OVER I-77 ON US 21 BUSINESS. \$590,911.00 HAS PREVIOUSLY BEEN APPROVED FOR PRELIMINARY ENGINEERING. ADDITIONAL FUNDS ARE REQUESTED.  | \$50,000.00               |

**NCDOT FEBRUARY 2023 BOARD OF TRANSPORTATION AGENDA  
APPROVAL OF STRATEGIC TRANSPORTATION INVESTMENT FUNDS**

| <b>TOWN / COUNTY<br/>DIVISION<br/>PROJ.<br/>CATEGORY</b> | <b>PROJECT<br/>DESCRIPTION</b>  | <b>ESTIMATED<br/>COST</b> |
|--|---|---------------------------|
| CATAWBA<br>DIV. 12<br>B-5847<br>DIVISION                 | WBS 45800.1.2<br>REPLACE BRIDGE 173 OVER I-40 ON SR 1709 (ROCK BARN ROAD). \$375,000.00 HAS PREVIOUSLY BEEN APPROVED FOR PRELIMINARY ENGINEERING. ADDITIONAL FUNDS ARE REQUESTED.   | \$500,000.00              |
| IREDELL<br>DIV. 12<br>R-2307BA<br>REGIONAL               | WBS 37944.3.5<br>NC 150 FROM GOOD LUCK LANE TO MORRISON PLANTATION PARKWAY. INITIAL FUNDS ARE REQUESTED FOR CONSTRUCTION.   | \$1,600,000.00            |
| CLEVELAND<br>DIV. 12<br>R-4045<br>REGIONAL               | WBS 34598.1.2<br>US 74 AT SR 1168 (LATTIMORE ROAD) INTERSECTION. \$2,275,000.00 HAS PREVIOUSLY BEEN APPROVED FOR PRELIMINARY ENGINEERING. ADDITIONAL FUNDS ARE REQUESTED.   | \$300,000.00              |
| CATAWBA<br>DIV. 12<br>U-2530A<br>REG/DIV                 | WBS 34824.1.3<br>NC 127 FROM SR 1132 (HUFFMAN FARM ROAD) TO SR 1008 (ZION CHURCH ROAD). \$1,557,030.00 HAS PREVIOUSLY BEEN APPROVED FOR PRELIMINARY ENGINEERING. ADDITIONAL FUNDS ARE REQUESTED.  | \$500,000.00              |
| RUTHERFORD<br>DIV. 13<br>R-2233BB<br>DIVISION            | WBS 34400.3.4<br>US 221 SOUTH OF US 74 BUSINESS (CHARLOTTE ROAD) TO NORTH OF SR 1366 (ROPER LOOP ROAD). \$125,622,895.00 HAS PREVIOUSLY BEEN APPROVED FOR CONSTRUCTION. CONSTRUCTION SPENDING HAS NOT OCCURRED AS QUICKLY AS ORIGINALLY ANTICIPATED, THEREFORE, THE CURRENT FUNDING AVAILABLE IN SFY 23 WILL BE DECREASED BY \$23,000,000.00 AND MADE AVAILABLE TO OTHER PROJECTS. \$8,000,000.00 WILL BE CASH-FLOWED FROM SFY 26 AND \$15,000,000.00 WILL BE CASH-FLOWED FROM SFY 27 TO BETTER ALIGN FUNDING AND EXPENDITURES. THIS IS A <b>BUILD NC BOND</b> PROJECT. | \$0.00                    |

**NCDOT FEBRUARY 2023 BOARD OF TRANSPORTATION AGENDA  
APPROVAL OF STRATEGIC TRANSPORTATION INVESTMENT FUNDS**

| <b>TOWN / COUNTY<br/>DIVISION<br/>PROJ.<br/>CATEGORY</b>      | <b>PROJECT<br/>DESCRIPTION</b>   | <b>ESTIMATED<br/>COST</b> |
|---|--|---------------------------|
| HAYWOOD/<br>BUNCOMBE<br><br>DIVS. 13/14<br>U-6048<br>DIVISION | WBS 46994.1.1<br>US 19/23 FROM SR 1836 (CHESTNUT MOUNTAIN ROAD)<br>TO SR 1200 (WIGGINS ROAD). \$2,358,234.00 HAS<br>PREVIOUSLY BEEN APPROVED FOR PRELIMINARY<br>ENGINEERING. ADDITIONAL FUNDS ARE REQUESTED.   | \$700.00                  |
| TRANSYLVANIA<br>DIV. 14<br>R-5605<br>DIVISION                 | WBS 43587.1.1<br>DAVIDSON RIVER VILLAGE CONNECTOR FROM US 64<br>TO US 276/US 64 IN PISGAH FOREST. \$751,593.00 HAS<br>PREVIOUSLY BEEN APPROVED FOR PRELIMINARY<br>ENGINEERING. ADDITIONAL FUNDS ARE REQUESTED.<br>WBS WILL BE CLOSED.  | \$581.47                  |
| TRANSYLVANIA<br>DIV. 14<br>R-5605<br>DIVISION                 | WBS 43587.2.1<br>DAVIDSON RIVER VILLAGE CONNECTOR FROM US 64<br>TO US 276/US 64 IN PISGAH FOREST. \$1,071,312.00 HAS<br>PREVIOUSLY BEEN APPROVED FOR RIGHT OF WAY.<br>ADDITIONAL FUNDS ARE REQUESTED. WBS WILL BE<br>CLOSED.   | \$18,441.08               |
| TRANSYLVANIA<br>DIV. 14<br>R-5799<br>REGIONAL                 | WBS 44984.2.2<br>INTERSECTIONS OF US 64, US 276 AND NC 280.<br>INITIAL FUNDS ARE REQUESTED FOR UTILITIES.  | \$600,000.00              |
| MACON<br>DIV. 14<br>U-5604<br>REGIONAL                        | WBS 45832.3.1<br>US 441 BUSINESS FROM US 23 / US 64 / US 441 TO<br>PORTER STREET. INTERSECTION IMPROVEMENTS AT<br>WOMACK STREET, MAPLE STREET, PORTER STREET<br>AND DEPOT STREET IN FRANKLIN. \$7,973,959.00 HAS<br>PREVIOUSLY BEEN APPROVED FOR CONSTRUCTION.<br>ADDITIONAL STRATEGIC TRANSPORTATION<br>INVESTMENTS FUNDS ARE REQUESTED. THIS IS A<br><b>BUILD NC BOND PROJECT.</b> | \$1,600,000.00            |

**NCDOT FEBRUARY 2023 BOARD OF TRANSPORTATION AGENDA  
APPROVAL OF STRATEGIC TRANSPORTATION INVESTMENT FUNDS**

| <b>TOWN / COUNTY<br/>DIVISION<br/>PROJ.<br/>CATEGORY</b> | <b>PROJECT<br/>DESCRIPTION</b>   | <b>ESTIMATED<br/>COST</b> |
|--|--|---------------------------|
| HENDERSON<br>DIV. 14<br>U-5783<br>REGIONAL               | WBS 44354.2.1<br>US 64 FROM SR 1180 (BLYTH STREET) TO SR 1173<br>(WHITE PINE DRIVE) / SR1186 (DANIEL DRIVE).<br>\$2,070,000.00 HAS PREVIOUSLY BEEN APPROVED FOR<br>FULL RIGHT OF WAY. ADDITIONAL FUNDS ARE<br>REQUESTED. | \$3,000,000.00            |
| HENDERSON<br>DIV. 14<br>U-5887<br>DIVISION               | WBS 44634.1.1<br>SR 1783 (HIGHLAND LAKE ROAD) FROM NC 225 TO<br>US 176. \$1,329,864.00 HAS PREVIOUSLY BEEN<br>APPROVED FOR PRELIMINARY ENGINEERING.<br>ADDITIONAL FUNDS ARE REQUESTED. WBS WILL BE<br>CLOSED.            | \$10,469.75               |
| HAYWOOD<br>DIV. 14<br>U-5888<br>DIVISION                 | WBS 44625.1.1<br>INTERSECTION OF US 23 BUSINESS (NORTH MAIN<br>STREET) AND WALNUT STREET. \$845,315.00 HAS<br>PREVIOUSLY BEEN APPROVED FOR PRELIMINARY<br>ENGINEERING. ADDITIONAL FUNDS ARE REQUESTED.                   | \$60,000.00               |
| STATEWIDE<br>M-0555<br>STATEWIDE                         | WBS 50690.1.1<br>VARIOUS, UTILITY ENCROACHMENT AND<br>ADMINISTRATIVE ACTIVITIES. INITIAL FUNDS ARE<br>REQUESTED FOR PRELIMINARY ENGINEERING.   | \$800,000.00              |
| <b>DIVISION STRATEGIC TRANSPORTATION INVESTMENTS</b>     | <b>30 PROJECTS</b>   | <b>\$5,178,786.30</b>     |
| <b>REG/DIV STRATEGIC TRANSPORTATION INVESTMENTS</b>      | <b>3 PROJECTS</b>  | <b>\$760,000.00</b>       |
| <b>REGIONAL STRATEGIC TRANSPORTATION INVESTMENTS</b>     | <b>25 PROJECTS</b>   | <b>\$20,794,301.60</b>    |
| <b>STATEWIDE STRATEGIC TRANSPORTATION INVESTMENTS</b>    | <b>12 PROJECTS</b>   | <b>\$8,312,464.00</b>     |
| <b>SW/REG STRATEGIC TRANSPORTATION INVESTMENTS</b>       | <b>3 PROJECTS</b>  | <b>\$3,100,000.00</b>     |

**NCDOT FEBRUARY 2023 BOARD OF TRANSPORTATION AGENDA  
APPROVAL OF STRATEGIC TRANSPORTATION INVESTMENT FUNDS**

**STRATEGIC TRANSPORTATION INVESTMENTS**

**73 PROJECTS**

**\$38,145,551.90**

\*\*\*Correction and resubmission from December 1, 2022 Board Approval (Page K-10) As reads:

|   |   |                       |
|---|---|-----------------------|
| <p>CUMBERLAND<br/>CO.<br/>DIV. 6<br/>HE-0012<br/>DIVISION</p> | <p>WBS 50641.2.1<br/>CONSTRUCT NEW ACCESS ROAD WITH IMPROVEMENTS AT<br/>INTERSECTION WITH SR 1838 (DUNN ROAD) IN<br/>FAYETTEVILLE. INITIAL FUNDS ARE REQUESTED FOR FULL<br/>RIGHT OF WAY.</p> | <p>\$20,000.00</p>    |
| <p>CUMBERLAND<br/>CO.<br/>DIV. 6<br/>HE-0012<br/>DIVISION</p> | <p>WBS 50641.2.2<br/>CONSTRUCT NEW ACCESS ROAD WITH IMPROVEMENTS AT<br/>INTERSECTION WITH SR 1838 (DUNN ROAD) IN<br/>FAYETTEVILLE. INITIAL FUNDS ARE REQUESTED FOR<br/>UTILITIES.</p>         | <p>\$50,000.00</p>    |
| <p>CUMBERLAND<br/>CO.<br/>DIV. 6<br/>HE-0012<br/>DIVISION</p> | <p>WBS 50641.3.1<br/>CONSTRUCT NEW ACCESS ROAD WITH IMPROVEMENTS AT<br/>INTERSECTION WITH SR 1838 (DUNN ROAD) IN<br/>FAYETTEVILLE. INITIAL FUNDS ARE REQUESTED FOR<br/>CONSTRUCTION.</p>      | <p>\$1,100,000.00</p> |

\*\*\*The correction should be:

|   |   |                    |
|---|---|--------------------|
| <p>CUMBERLAND<br/>CO.<br/>DIV. 6<br/>HE-0012<br/>DIVISION</p> | <p>WBS 50641.2.1<br/>CONSTRUCT NEW ACCESS ROAD WITH IMPROVEMENTS AT<br/>INTERSECTION WITH SR 1838 (DUNN ROAD) IN<br/>FAYETTEVILLE. INITIAL FUNDS ARE REQUESTED FOR FULL<br/>RIGHT OF WAY. <b>THIS IS AN ECONOMIC DEVELOPMENT<br/>PROJECT.</b></p> | <p>\$20,000.00</p> |
| <p>CUMBERLAND<br/>CO.<br/>DIV. 6<br/>HE-0012<br/>DIVISION</p> | <p>WBS 50641.2.2<br/>CONSTRUCT NEW ACCESS ROAD WITH IMPROVEMENTS AT<br/>INTERSECTION WITH SR 1838 (DUNN ROAD) IN<br/>FAYETTEVILLE. INITIAL FUNDS ARE REQUESTED FOR<br/>UTILITIES. <b>THIS IS AN ECONOMIC DEVELOPMENT PROJECT.</b></p>             | <p>\$50,000.00</p> |

**NCDOT FEBRUARY 2023 BOARD OF TRANSPORTATION AGENDA  
APPROVAL OF STRATEGIC TRANSPORTATION INVESTMENT FUNDS**

K-17

|  |   |                |
|--|---|----------------|
| CUMBERLAND<br>CO.<br>DIV. 6<br>HE-0012<br>DIVISION | WBS 50641.3.1<br>CONSTRUCT NEW ACCESS ROAD WITH IMPROVEMENTS AT<br>INTERSECTION WITH SR 1838 (DUNN ROAD) IN<br>FAYETTEVILLE. INITIAL FUNDS ARE REQUESTED FOR<br>CONSTRUCTION. <b>THIS IS AN ECONOMIC DEVELOPMENT<br/>PROJECT.</b> | \$1,100,000.00 |
|--|---|----------------|



**NCDOT FEBRUARY 2023 BOARD OF TRANSPORTATION AGENDA  
 APPROVAL OF FUNDS FOR SPECIFIC SPOT SAFETY IMPROVEMENT PROJECTS  
 AND FOR SPECIFIC SPOT MOBILITY PROJECTS**

L-1

**ACCORDING TO EXECUTIVE ORDER NO. 2 AND G.S. 143B-350(G) THE BOARD IS  
 REQUESTED TO CONCUR WITH STAFF RECOMMENDATIONS AND DELEGATE AUTHORITY  
 TO THE SECRETARY TO APPROVE FUNDS FOR SPECIFIC SPOT SAFETY AND SPOT  
 MOBILITY IMPROVEMENT PROJECTS**

| <b>TOWN / COUNTY<br/>DIVISION<br/>PROJ.</b>               | <b>PROJECT<br/>DESCRIPTION</b>  | <b>ESTIMATED<br/>COST</b> |
|---|---|---------------------------|
| CRAVEN CO.<br>DIV. 2<br>SS-6202O                          | WBS 50569<br>NC 55 AT SR 1600 (BROAD CREEK ROAD/HALF MOON ROAD). \$66,000 IN SPOT SAFETY FUNDS HAS PREVIOUSLY BEEN APPROVED FOR TRAFFIC SIGNAL UPGRADES AND BE PREPARED TO STOP SIGN AND FLASHER INSTALLATION. ADDITIONAL FUNDS ARE NEEDED DUE TO INCREASED CONSTRUCTION COSTS.<br>FILE 02-22-67664-1   | \$10,000.00               |
| DIVISIONWIDE<br>CO.<br>DIV. 3<br>SM-5703A                 | WBS 48729.3.1<br>DIV. 3 SCHOOL REIMBURSEMENT - FUNDS TO PROVIDE REIMBURSEMENTS FOR ROAD IMPROVEMENTS ADJACENT TO SCHOOLS PER 136-18(29A). \$2,258,929.97 IN SPOT MOBILITY CONSTRUCTION FUNDS HAS PREVIOUSLY BEEN APPROVED FOR ROAD IMPROVEMENTS ADJACENT TO SCHOOLS IN DIVISION 3 PER 136-18(29A). ADDITIONAL FUNDS ARE NEEDED FOR ADDITIONAL REIMBURSEMENTS.<br>FILE 03-19-001-3 | \$785,000.00              |
| WILMINGTON /<br>NEW HANOVER<br>CO.<br>DIV. 3<br>SS-6203AB | WBS 50705<br>I-140 FROM US 421 TO I-40 N IN WILMINGTON. INITIAL SPOT SAFETY FUNDS ARE NEEDED FOR OVERHEAD SIGN SHEETING UPGRADES.<br>FILE 03-22-001   | \$150,000.00              |

**NCDOT FEBRUARY 2023 BOARD OF TRANSPORTATION AGENDA  
 APPROVAL OF FUNDS FOR SPECIFIC SPOT SAFETY IMPROVEMENT PROJECTS  
 AND FOR SPECIFIC SPOT MOBILITY PROJECTS**

L-2

**ACCORDING TO EXECUTIVE ORDER NO. 2 AND G.S. 143B-350(G) THE BOARD IS  
 REQUESTED TO CONCUR WITH STAFF RECOMMENDATIONS AND DELEGATE AUTHORITY  
 TO THE SECRETARY TO APPROVE FUNDS FOR SPECIFIC SPOT SAFETY AND SPOT  
 MOBILITY IMPROVEMENT PROJECTS**

| <b>TOWN / COUNTY<br/>DIVISION<br/>PROJ.</b>    | <b>PROJECT<br/>DESCRIPTION</b>   | <b>ESTIMATED<br/>COST</b> |
|--|--|---------------------------|
| DIVISIONWIDE<br>CO.<br>DIV. 5<br>SM-5705N      | WBS 47902.3.1<br>DIV. 5 SCHOOL REIMBURSEMENT - FUNDS TO<br>PROVIDE REIMBURSEMENTS FOR ROAD<br>IMPROVEMENTS ADJACENT TO SCHOOLS PER GS<br>136-18(29A). \$4,924,236.84 IN SPOT MOBILITY<br>CONSTRUCTION FUNDS HAS PREVIOUSLY BEEN<br>APPROVED FOR ROAD IMPROVEMENTS ADJACENT<br>TO SCHOOLS IN DIVISION 5 PER 136-18(29A).<br>ADDITIONAL FUNDS ARE NEEDED FOR ADDITIONAL<br>REIMBURSEMENTS.<br>FILE 05-18-001-5 | \$700,000.00              |
| KNIGHTDALE /<br>WAKE CO.<br>DIV. 5<br>SM-5705V | WBS 48590.1.1<br>US 64 BUSINESS (KNIGHTDALE ROAD) AT SR 2516<br>(HODGE ROAD). \$107,110.25 IN SPOT MOBILITY<br>PRELIMINARY ENGINEERING FUNDS HAS<br>PREVIOUSLY BEEN APPROVED FOR TURN LANE<br>CONSTRUCTION. ADDITIONAL FUNDS ARE NEEDED<br>DUE TO INCREASED PRELIMINARY ENGINEERING<br>COSTS.<br>FILE 05-18-54621-2  | \$13,000.00               |
| KNIGHTDALE /<br>WAKE CO.<br>DIV. 5<br>SM-5705V | WBS 48590.2.1<br>US 64 BUSINESS (KNIGHTDALE ROAD) AT SR 2516<br>(HODGE ROAD). \$105,000 IN SPOT MOBILITY RIGHT<br>OF WAY AND UTILITIES FUNDS HAS PREVIOUSLY<br>BEEN APPROVED FOR TURN LANE CONSTRUCTION.<br>ADDITIONAL FUNDS ARE NEEDED DUE TO<br>INCREASED RIGHT OF WAY AND UTILITIES COSTS.<br>FILE 05-18-54621-3  | \$21,000.00               |

**NCDOT FEBRUARY 2023 BOARD OF TRANSPORTATION AGENDA  
 APPROVAL OF FUNDS FOR SPECIFIC SPOT SAFETY IMPROVEMENT PROJECTS  
 AND FOR SPECIFIC SPOT MOBILITY PROJECTS**

L-3

**ACCORDING TO EXECUTIVE ORDER NO. 2 AND G.S. 143B-350(G) THE BOARD IS  
 REQUESTED TO CONCUR WITH STAFF RECOMMENDATIONS AND DELEGATE AUTHORITY  
 TO THE SECRETARY TO APPROVE FUNDS FOR SPECIFIC SPOT SAFETY AND SPOT  
 MOBILITY IMPROVEMENT PROJECTS**

| <b>TOWN / COUNTY<br/>DIVISION<br/>PROJ.</b>    | <b>PROJECT<br/>DESCRIPTION</b>   | <b>ESTIMATED<br/>COST</b> |
|--|--|---------------------------|
| KNIGHTDALE /<br>WAKE CO.<br>DIV. 5<br>SM-5705V | WBS 48590.3.1<br>US 64 BUSINESS (KNIGHTDALE ROAD) AT SR 2516<br>(HODGE ROAD). \$262,000 IN SPOT MOBILITY<br>CONSTRUCTION FUNDS HAS PREVIOUSLY BEEN<br>APPROVED FOR TURN LANE CONSTRUCTION.<br>ADDITIONAL FUNDS ARE NEEDED DUE TO<br>INCREASED CONSTRUCTION COSTS.<br>FILE 05-18-54621-4        | \$238,000.00              |
| DURHAM CO.<br>DIV. 5<br>SS-6005AE              | WBS 49815.1.1<br>US 70 AT SR 1926 (ANGIER AVENUE). \$10,000 IN<br>SPOT SAFETY PRELIMINARY ENGINEERING FUNDS<br>HAS PREVIOUSLY BEEN APPROVED FOR<br>DIRECTIONAL CROSSOVER INSTALLATION.<br>ADDITIONAL FUNDS ARE NEEDED DUE TO<br>INCREASED PRELIMINARY ENGINEERING COSTS.<br>FILE 05-21-64346-1 | \$25,000.00               |
| DURHAM CO.<br>DIV. 5<br>SS-6005AE              | WBS 49815.3.1<br>US 70 AT SR 1926 (ANGIER AVENUE). \$45,000 IN<br>SPOT SAFETY CONSTRUCTION FUNDS HAS<br>PREVIOUSLY BEEN APPROVED FOR DIRECTIONAL<br>CROSSOVER INSTALLATION. ADDITIONAL FUNDS<br>ARE NEEDED DUE TO INCREASED CONSTRUCTION<br>COSTS.<br>FILE 05-21-64346-2                       | \$40,000.00               |

**NCDOT FEBRUARY 2023 BOARD OF TRANSPORTATION AGENDA  
 APPROVAL OF FUNDS FOR SPECIFIC SPOT SAFETY IMPROVEMENT PROJECTS  
 AND FOR SPECIFIC SPOT MOBILITY PROJECTS**

L-4

**ACCORDING TO EXECUTIVE ORDER NO. 2 AND G.S. 143B-350(G) THE BOARD IS  
 REQUESTED TO CONCUR WITH STAFF RECOMMENDATIONS AND DELEGATE AUTHORITY  
 TO THE SECRETARY TO APPROVE FUNDS FOR SPECIFIC SPOT SAFETY AND SPOT  
 MOBILITY IMPROVEMENT PROJECTS**

| <b>TOWN / COUNTY<br/>DIVISION<br/>PROJ.</b>                     | <b>PROJECT<br/>DESCRIPTION</b>  | <b>ESTIMATED<br/>COST</b> |
|---|---|---------------------------|
| MOORE CO.<br>DIV. 8<br>SS-6208G                                 | WBS 50671<br>NC 87 AT SR 1140 (FRANK WICKER ROAD)/CAROLINA TRACE DRIVEWAY). \$28,000 IN SPOT SAFETY FUNDS HAS PREVIOUSLY BEEN APPROVED FOR PREPARE TO STOP WHEN FLASHING SIGN INSTALLATIONS. ADDITIONAL FUNDS ARE NEEDED DUE TO INCREASED CONSTRUCTION COSTS.<br>FILE 08-22-69086-1   | \$25,000.00               |
| CHARLOTTE /<br>MECKLENBURG<br>CO.<br>DIV. 10<br>SM-6110B        | WBS 50286<br>SR 3632 (ARDREY KELL ROAD) AND SR 5722 (REA ROAD). \$446,000 IN SPOT MOBILITY FUNDS HAS PREVIOUSLY BEEN APPROVED FOR A RIGHT TURN LANE INSTALLATION. ADDITIONAL FUNDS ARE NEEDED DUE TO INCREASED CONSTRUCTION COSTS.<br>FILE 10-21-238-1  | \$114,000.00              |
| HENDERSONVIL<br>LE /<br>HENDERSON<br>CO.<br>DIV. 14<br>SM-6114C | WBS 50523<br>US 25 BUSINESS AT SR 1503 (NORTH MAIN STREET/HENDERSONVILLE HIGH SCHOOL ENTRANCE). \$880,000 IN SPOT MOBILITY FUNDS HAS PREVIOUSLY BEEN APPROVED FOR TURN LANE CONSTRUCTION AND SIDEWALK, REFUGE ISLAND, CROSSWALK, AND PEDESTRIAN SIGNAL IMPROVEMENTS. ADDITIONAL FUNDS ARE NEEDED DUE TO INCREASED CONSTRUCTION COSTS.<br>FILE 14-22-210-1 | \$326,000.00              |

L-5

**NCDOT FEBRUARY 2023 BOARD OF TRANSPORTATION AGENDA  
APPROVAL OF FUNDS FOR SPECIFIC SPOT SAFETY IMPROVEMENT PROJECTS  
AND FOR SPECIFIC SPOT MOBILITY PROJECTS**

**ACCORDING TO EXECUTIVE ORDER NO. 2 AND G.S. 143B-350(G) THE BOARD IS  
REQUESTED TO CONCUR WITH STAFF RECOMMENDATIONS AND DELEGATE AUTHORITY  
TO THE SECRETARY TO APPROVE FUNDS FOR SPECIFIC SPOT SAFETY AND SPOT  
MOBILITY IMPROVEMENT PROJECTS**

| <b>TOWN / COUNTY<br/>DIVISION<br/>PROJ.</b> | <b>PROJECT<br/>DESCRIPTION</b>   | <b>ESTIMATED<br/>COST</b> |
|---|--|---------------------------|
| STATEWIDE<br>SS-6415A                       | WBS 50621<br>WRONG WAY DRIVER DETECTION ON FREEWAYS.<br>\$200,000 IN SPOT SAFETY FUNDS HAS PREVIOUSLY<br>BEEN APPROVED FOR WRONG WAY DRIVER<br>DETECTION ON FREEWAYS. ADDITIONAL FUNDS<br>ARE NEEDED DUE TO INCREASED CONSTRUCTION<br>COSTS.<br>FILE SW-22-004-1 | \$200,000.00              |
| <b>ITEM L SUMMARY</b>                       | <b>13 PROJECTS</b>   | <b>\$2,647,000.00</b>     |

**NCDOT FEBRUARY 2023 BOARD OF TRANSPORTATION AGENDA  
APPROVAL OF FUNDS FOR SPECIFIC FEDERAL - AID PROJECTS**

| TOWN/COUNTY<br>PROJ.<br>CATEGORY            | PROJECT DESCRIPTION   | ESTIMATED<br>COST   |
|---|---|---|
| <b>Division 1</b>                           |   |   |
| DARE CO.<br>B-2500B<br>EXEMPT               | WBS 32635.2.10, FEDERAL NO. BRNHF-0012(56)<br>NC 12 - RODANTHE LONG-TERM IMPROVEMENTS TO<br>BONNER BRIDGE REPLACEMENT PROJECT, PHASE<br>II. \$6,386,709.00 HAS PREVIOUSLY BEEN APPROVED<br>FOR RIGHT OF WAY AND UTILITIES. FUNDS NEED TO<br>BE INCREASED \$10,000,000.00 TO COVER<br>SETTLEMENT AGREEMENT WITH CAPE HATTERAS<br>ELECTRIC COOPERATIVE FOR RELOCATION OF<br>THEIR TRANSMISSION LINES. | \$10,000,000.00 Cost<br>\$8,000,000.00 Fed.<br>\$2,000,000.00 State |
| HERTFORD CO.<br>RX-2001A<br>EXEMPT          | WBS 49299.1.2, FEDERAL NO. 1409015<br>RAIL-HIGHWAY GRADE CROSSING IMPROVEMENT AT<br>SR 1409 (HALL SIDING ROAD) AND NORTH CAROLINA/<br>VIRGINIA (NCVA) RAILWAY TRACKS, CROSSING #642<br>347G IN AHOSKIE. FUNDS ARE NEEDED FOR<br>PRELIMINARY ENGINEERING.  | \$20,000.00 Cost<br>\$20,000.00 Fed.                                |
| DIVISIONWIDE<br>CO.<br>W-5715<br>SW/REG/DIV | WBS 48855.1.201D, FEDERAL NO. 00SS106<br>SIGNAL RETIMING AND SIGNAL OPERATIONS<br>SOFTWARE TO IMPROVE SAFETY. FUNDS ARE<br>NEEDED FOR PRELIMINARY ENGINEERING FOR<br>DESIGN, FFY23.   | \$123,750.00 Cost<br>\$111,375.00 Fed.<br>\$12,375.00 State         |

**NCDOT FEBRUARY 2023 BOARD OF TRANSPORTATION AGENDA  
APPROVAL OF FUNDS FOR SPECIFIC FEDERAL - AID PROJECTS**

| TOWN/COUNTY<br>PROJ.<br>CATEGORY                | PROJECT DESCRIPTION   | ESTIMATED<br>COST   |
|---|---|---|
| <b>Division 2</b>                               |   |   |
| PAMLICO CO.<br>B-5995<br>DIVISION               | WBS 48190.1.1, FEDERAL NO. BRZ-1302(083)<br>REPLACE BRIDGE #57 OVER DAWSON CREEK ON<br>SR 1302. \$462,000.00 HAS PREVIOUSLY BEEN<br>APPROVED FOR PRELIMINARY ENGINEERING.<br>ADDITIONAL FUNDS ARE REQUESTED.  | \$150,000.00 Cost<br>\$120,000.00 Fed.<br>\$30,000.00 State |
| DIVISIONWIDE<br>CO.<br>R-5782<br>DIVISION       | WBS 44912.1.1, FEDERAL NO. 0220099<br>ADA (AMERICANS WITH DISABILITIES ACT) CURB<br>RAMP UPGRADES AT VARIOUS LOCATIONS<br>DIVISIONWIDE. \$45,242.00 HAS PREVIOUSLY BEEN<br>APPROVED FOR PRELIMINARY ENGINEERING.<br>ADDITIONAL FUNDS ARE REQUESTED. STATE<br>MATCH FOR THIS PROJECT USES DIVISION<br>CONTRACT RESURFACING FUNDS.                                      | \$75,000.00 Cost<br>\$60,000.00 Fed.<br>\$15,000.00 State   |
| PITT/<br>GREENE<br>COS.<br>R-5782MD<br>DIVISION | WBS 44912.3.19, FEDERAL NO. 0220105<br>ADA (AMERICANS WITH DISABILITIES ACT) CURB<br>RAMP UPGRADES FOR POPULATIONS < 5000 IN<br>THE TOWNS OF BETHEL AND FOUNTAIN IN PITT<br>COUNTY AND THE TOWNS OF WALSTONBURG<br>AND HOOKERTON IN GREENE COUNTY. FUNDS<br>ARE NEEDED FOR CONSTRUCTION. STATE MATCH<br>FOR THIS PROJECT USES DIVISION CONTRACT<br>RESURFACING FUNDS. | \$200,000.00 Cost<br>\$160,000.00 Fed.<br>\$40,000.00 State |
| CARTERET CO.<br>R-5968BB<br>DIVISION            | WBS 48797.3.5, FEDERAL NO. 0070243<br>14 BIO-RETENTION BUMP OUTS ALONG CEDAR<br>STREET FROM ORANGE STREET TO MARSH STREET.<br>\$850,000.00 HAS PREVIOUSLY BEEN APPROVED FOR<br>CONSTRUCTION. ADDITIONAL FUNDS ARE<br>REQUESTED.   | \$150,000.00 Cost<br>\$120,000.00 Fed.<br>\$30,000.00 State |
| BEAUFORT CO.<br>W-5702G<br>REGIONAL             | WBS 44848.2.7, FEDERAL NO. HSIP-0264(064)<br>US 264 FROM 0.45 MILE EAST OF AFLLEN LANE TO<br>0.45 MILE WESTOF NC 32 NEAR BEAUFORT COUNTY<br>COMMUNITY COLLEGE IN WASHINGTON. \$235,000.00<br>HAS PREVIOUSLY BEEN APPROVED FOR UTILITIES.<br>ADDITIONAL FUNDS ARE REQUESTED.   | \$282,000.00 Cost<br>\$253,800.00 Fed.<br>\$28,200.00 State |

**NCDOT FEBRUARY 2023 BOARD OF TRANSPORTATION AGENDA  
APPROVAL OF FUNDS FOR SPECIFIC FEDERAL - AID PROJECTS**

| TOWN/COUNTY<br>PROJ.<br>CATEGORY    | PROJECT DESCRIPTION   | ESTIMATED<br>COST  |
|-------------------------------------|---|--|
| <b>Division 2</b>                   |   |  |
| BEAUFORT CO.<br>W-5702G<br>REGIONAL | WBS 44848.3.7, FEDERAL NO. HSIP-0264(064)<br>US 264 FROM 0.45 MILE EAST OF AFLEN LANE TO<br>0.45 MILE WEST OF NC 32 NEAR BEAUFORT COUNTY<br>COMMUNITY COLLEGE IN WASHINGTON.<br>\$1,370,000.00 HAS PREVIOUSLY BEEN APPROVED<br>FOR CONSTRUCTION. ADDITIONAL FUNDS ARE<br>REQUESTED. | \$1,105,000.00 Cost<br>\$994,500.00 Fed.<br>\$110,500.00 State |
| PITT CO.<br>W-5702M<br>DIVISION     | WBS 44848.2.13, FEDERAL NO. HSIP-1711(006)<br>SR 1711 (WORTHINGTON ROAD) AT SR 1709 (COREY<br>ROAD). \$198,000.00 HAS PREVIOUSLY BEEN<br>APPROVED FOR RIGHT OF WAY. ADDITIONAL FUNDS<br>ARE REQUESTED.  | \$185,000.00 Cost<br>\$166,500.00 Fed.<br>\$18,500.00 State    |
| PITT CO.<br>W-5702M<br>DIVISION     | WBS 44848.2.23, FEDERAL NO. 1711006<br>SR 1711 (WORTHINGTON ROAD) AT SR 1709 (COREY<br>ROAD). FUNDS ARE NEEDED FOR UTILITY<br>RELOCATION.   | \$425,000.00 Cost<br>\$382,500.00 Fed.<br>\$42,500.00 State    |



**NCDOT FEBRUARY 2023 BOARD OF TRANSPORTATION AGENDA  
APPROVAL OF FUNDS FOR SPECIFIC FEDERAL - AID PROJECTS**

| TOWN/COUNTY<br>PROJ.<br>CATEGORY          | PROJECT DESCRIPTION  | ESTIMATED<br>COST  |
|---|--|--|
| <b>Division 3</b>                         |  |  |
| SAMPSON CO.<br>B-5310<br>DIVISION         | WBS 46024.1.2, FEDERAL NO. BRZ-1817(001)<br>REPLACE BRIDGE #188 OVER WARD SWAMP ON<br>SR 1817. \$160,000.00 HAS PREVIOUSLY BEEN<br>APPROVED FOR PRELIMINARY ENGINEERING.<br>ADDITIONAL FUNDS ARE NEEDED TO COVER<br>EXPENDITURES THAT HAVE OR WILL EXCEED THE<br>PREVIOUSLY AUTHORIZED BUDGET. | \$150,000.00 Cost<br>\$120,000.00 Fed.<br>\$30,000.00 State      |
| BRUNSWICK<br>CO.<br>B-5629<br>DIVISION    | WBS 45584.3.1, FEDERAL NO. BRZ-1515(011)<br>REPLACE BRIDGE #40 OVER MILLS CREEK ON<br>SR 1515. FUNDS ARE NEEDED FOR<br>CONSTRUCTION.   | \$2,450,000.00 Cost<br>\$1,960,000.00 Fed.<br>\$490,000.00 State |
| DUPLIN CO.<br>B-5632<br>DIVISION          | WBS 45587.1.2, FEDERAL NO. BRZ-1828(001)<br>REPLACE BRIDGE #187 OVER BACK SWAMP ON<br>SR 1828. \$234,000.00 HAS PREVIOUSLY BEEN<br>APPROVED FOR PRELIMINARY ENGINEERING.<br>ADDITIONAL FUNDS ARE NEEDED TO COVER<br>EXPENDITURES THAT HAVE OR WILL EXCEED THE<br>PREVIOUSLY AUTHORIZED BUDGET. | \$70,000.00 Cost<br>\$56,000.00 Fed.<br>\$14,000.00 State        |
| NEW HANOVER<br>CO.<br>U-5710<br>STATEWIDE | WBS 50115.1.FS1, FEDERAL NO. NHPP-0074(159)<br>US 74 (EASTWOOD ROAD) SR 1409 (MILITARY<br>CUTOFF ROAD) INTERSECTION. \$4,160,500.00 HAS<br>PREVIOUSLY BEEN APPROVED FOR PRELIMINARY<br>ENGINEERING. ADDITIONAL FUNDS ARE<br>REQUESTED.   | \$250,000.00 Cost<br>\$200,000.00 Fed.<br>\$50,000.00 State      |
| BRUNSWICK<br>CO.<br>W-5601GA<br>STATEWIDE | WBS 50138.3.184, FEDERAL NO. HSIP-0017(158)<br>US 17 AND SR 1165 (THOMASBORO ROAD)/SR 1304<br>(PEA LANDINGROAD). \$2,450,000.00 HAS<br>PREVIOUSLY BEEN APPROVED FOR<br>CONSTRUCTION. ADDITIONAL FUNDS ARE<br>REQUESTED.  | \$700,000.00 Cost<br>\$630,000.00 Fed.<br>\$70,000.00 State      |

**NCDOT FEBRUARY 2023 BOARD OF TRANSPORTATION AGENDA  
APPROVAL OF FUNDS FOR SPECIFIC FEDERAL - AID PROJECTS**

| <b>TOWN/COUNTY<br/>PROJ.<br/>CATEGORY</b>   | <b>PROJECT DESCRIPTION</b>   | <b>ESTIMATED<br/>COST</b>                                   |
|---|--|---|
| <b>Division 3</b>                           |  |   |
| BRUNSWICK<br>CO.<br>W-5703H<br>STATEWIDE    | WBS 44849.3.8, FEDERAL NO. HSIP-0017(169)<br>US 17 (OCEAN HIGHWAY) AND SR 1303 (HICKMAN<br>ROAD). \$1,950,000.00 HAS PREVIOUSLY BEEN<br>APPROVED FOR CONSTRUCTION. ADDITIONAL<br>FUNDS ARE REQUESTED.        | \$150,000.00 Cost<br>\$135,000.00 Fed.<br>\$15,000.00 State |
| DIVISIONWIDE<br>CO.<br>W-5715<br>SW/REG/DIV | WBS 48855.1.203D, FEDERAL NO. 00SS106<br>SIGNAL RETIMING AND SIGNAL OPERATIONS<br>SOFTWARE TO IMPROVE SAFETY. FUNDS ARE<br>NEEDED FOR PRELIMINARY ENGINEERING FOR<br>DESIGN, FFY23.                          | \$101,750.00 Cost<br>\$91,575.00 Fed.<br>\$10,175.00 State  |
| DIVISIONWIDE<br>CO.<br>W-5715<br>SW/REG/DIV | WBS 48855.1.203I, FEDERAL NO. 00SS106<br>SIGNAL RETIMING AND SIGNAL OPERATIONS<br>SOFTWARE TO IMPROVE SAFETY. FUNDS ARE<br>NEEDED FOR IMPLEMENTATION, FFY23.   | \$118,030.00 Cost<br>\$106,227.00 Fed.<br>\$11,803.00 State |
| ONSLOW CO.<br>W-5803C<br>REGIONAL           | WBS 48948.3.4, FEDERAL NO. 0017188<br>US 17 BUSINESS (MARINE BOULEVARD) AND SR 1402<br>(OLD BRIDGE STREET). \$82,000.00 HAS PREVIOUSLY<br>BEEN APPROVED FOR CONSTRUCTION. ADDITIONAL<br>FUNDS ARE REQUESTED. | \$3,000.00 Cost<br>\$2,700.00 Fed.<br>\$300.00 State        |

**NCDOT FEBRUARY 2023 BOARD OF TRANSPORTATION AGENDA  
APPROVAL OF FUNDS FOR SPECIFIC FEDERAL - AID PROJECTS**

| <b>TOWN/COUNTY<br/>PROJ.<br/>CATEGORY</b> | <b>PROJECT DESCRIPTION</b>   | <b>ESTIMATED<br/>COST</b>                                    |
|---|--|--|
| <b>Division 4</b>                         |  |  |
| EDGECOMBE<br>CO.<br>B-4933<br>REGIONAL    | WBS 40136.1.1, FEDERAL NO. BRSTP-0033(6)<br>REPLACE BRIDGE #80 OVER THE TAR RIVER AND<br>REPLACE BRIDGE #49 OVER TAR RIVER OVERFLOW<br>ON NC 33 IN TARBORO. \$671,000.00 HAS<br>PREVIOUSLY BEEN APPROVED FOR PRELIMINARY<br>ENGINEERING. ADDITIONAL FUNDS ARE<br>REQUESTED.  | \$25,000.00 Cost<br>\$20,000.00 Fed.<br>\$5,000.00 State     |
| NASH CO.<br>B-5947<br>REGIONAL            | WBS 45983.2.2, FEDERAL NO. 0581032<br>REPLACE BRIDGE #91 OVER THE TAR RIVER ON<br>NC 581. \$85,000.00 HAS PREVIOUSLY BEEN<br>APPROVED FOR UTILITY RELOCATION. ADDITIONAL<br>FUNDS ARE REQUESTED TO COVER<br>SUPPLEMENTAL AGREEMENT WITH DUKE ENERGY.   | \$38,000.00 Cost<br>\$30,400.00 Fed.<br>\$7,600.00 State     |
| EDGECOMBE<br>CO.<br>C-5619A<br>EXEMPT     | WBS 50059.3.2, FEDERAL NO. CMAQ-0441(014)<br>TARBORO PEDESTRIAN CONNECTIVITY PLAN.<br>CONSTRUCT SIDEWALK ALONG WEST WILSON<br>STREET AND NORTH MAIN. \$436,494.00 HAS<br>PREVIOUSLY BEEN APPROVED FOR<br>CONSTRUCTION. ADDITIONAL FUNDS ARE<br>REQUESTED TO COMPLETE THE PROJECT. MATCH<br>FUNDS WILL USE HIGH IMPACT/LOW-COST STATE<br>HIGHWAY FUNDS. | \$754,050.00 Cost<br>\$603,240.00 Fed.<br>\$150,810.00 State |
| WAYNE CO.<br>EB-5707<br>DIVISION          | WBS 50403.3.1, FEDERAL NO. 0070(242)<br>SAFE ROUTES TO SCHOOL. STONEY CREEK<br>GREENWAY FROM US 70 BYPASS TO SR 1560<br>(ROYALL AVENUE) IN GOLDSBORO. \$187,500.00 HAS<br>PREVIOUSLY BEEN APPROVED FOR<br>CONSTRUCTION. ADDITIONAL FUNDS ARE<br>REQUESTED.   | \$180,000.00 Cost<br>\$180,000.00 Fed.                       |

**NCDOT FEBRUARY 2023 BOARD OF TRANSPORTATION AGENDA  
APPROVAL OF FUNDS FOR SPECIFIC FEDERAL - AID PROJECTS**

| <b>TOWN/COUNTY<br/>PROJ.<br/>CATEGORY</b> | <b>PROJECT DESCRIPTION</b>   | <b>ESTIMATED<br/>COST</b>                                   |
|---|--|---|
| <b>Division 5</b>                         |  |   |
| WAKE CO.<br>BL-0022<br>DIVISION           | WBS 49606.1.1, FEDERAL NO. 0520130<br>VARIOUS LOCATIONS IN FUQUAY-VARINA.<br>DOWNTOWN FUQUAY-VARINA TO FUQUAY VARINA<br>HIGH SCHOOL. CONSTRUCT SIDEWALK<br>EXTENSIONS AND IMPROVE SAFETY OF<br>PEDESTRIAN CROSSING. \$87,166.00 HAS<br>PREVIOUSLY BEEN APPROVED FOR PRELIMINARY<br>ENGINEERING. ADDITIONAL FUNDS ARE<br>REQUESTED. | \$77,151.00 Cost<br>\$61,720.00 Fed.<br>\$15,431.00 Local   |
| WAKE CO.<br>BL-0038<br>EXEMPT             | WBS 49878.1.1, FEDERAL NO. 0401311<br>EAST JONES STREET FROM US 401/NC 42 TO NORTH<br>WOODROW STREET IN FUQUAY-VARINA. \$58,800.00<br>HAS PREVIOUSLY BEEN APPROVED FOR<br>PRELIMINARY ENGINEERING. ADDITIONAL FUNDS<br>ARE REQUESTED.  | \$12,572.00 Cost<br>\$10,057.00 Fed.<br>\$2,515.00 Local    |
| WAKE CO.<br>BL-0038<br>EXEMPT             | WBS 49878.2.1, FEDERAL NO. 0401311<br>EAST JONES STREET FROM US 401/NC 42 TO NORTH<br>WOODROW STREET IN FUQUAY-VARINA. FUNDS<br>ARE NEEDED FOR FULL RIGHT OF WAY.  | \$65,263.00 Cost<br>\$52,210.00 Fed.<br>\$13,053.00 Local   |
| WAKE CO.<br>BL-0038<br>EXEMPT             | WBS 49878.2.2, FEDERAL NO. 0401311<br>EAST JONES STREET FROM US 401/NC 42 TO NORTH<br>WOODROW STREET IN FUQUAY-VARINA. FUNDS<br>ARE NEEDED FOR UTILITY RELOCATION.   | \$75,000.00 Cost<br>\$60,000.00 Fed.<br>\$15,000.00 Local   |
| WAKE CO.<br>C-5604OE<br>EXEMPT            | WBS 43714.3.12, FEDERAL NO. CMAQ-0520(120)<br>GORMAN STREET CONNECTOR BETWEEN THE<br>REEDY CREEK GREENWAY AT SR 3007<br>(HILLSBOROUGH STREET) TO ROCKY BRANCH TRAIL<br>AT LIGON STREET IN RALEIGH. \$249,900.00 HAS<br>PREVIOUSLY BEEN APPROVED FOR<br>CONSTRUCTION. ADDITIONAL FUNDS ARE<br>REQUESTED.                            | \$190,000.00 Cost<br>\$152,000.00 Fed.<br>\$38,000.00 Local |

**NCDOT FEBRUARY 2023 BOARD OF TRANSPORTATION AGENDA  
APPROVAL OF FUNDS FOR SPECIFIC FEDERAL - AID PROJECTS**

| <b>TOWN/COUNTY<br/>PROJ.<br/>CATEGORY</b> | <b>PROJECT DESCRIPTION</b>  | <b>ESTIMATED<br/>COST</b>  |
|---|---|--|
| <b>Division 5</b>                         |   |  |
| WAKE CO.<br>HL-0032<br>DIVISION           | WBS 49617.3.1, FEDERAL NO. 0040117<br>LAKE BOONE TRAIL FROM I-440 TO RIDGE ROAD IN<br>RALEIGH. FUNDS ARE NEEDED FOR<br>CONSTRUCTION FOR COMPLETE STREET<br>IMPROVEMENTS.  | \$1,264,000.00 Cost<br>\$1,011,200.00 Fed.<br>\$252,800.00 Local |
| WAKE CO.<br>I-5701<br>STATEWIDE           | WBS 50119.1.1, FEDERAL NO. NHPP-040-4(156)298<br>I-40/US 64 FROM I-440-US 1-US 64 TO SR 1370 (LAKE<br>WHEELER ROAD) IN RALEIGH. \$1,984,000.00 HAS<br>PREVIOUSLY BEEN APPROVED FOR PRELIMINARY<br>ENGINEERING. ADDITIONAL FUNDS ARE NEEDED TO<br>COVER EXPENDITURES THAT HAVE OR WILL<br>EXCEED THE PREVIOUSLY AUTHORIZED BUDGET. | \$100,000.00 Cost<br>\$80,000.00 Fed.<br>\$20,000.00 State       |
| WAKE CO.<br>W-5601GC<br>REGIONAL          | WBS 50138.2.186, FEDERAL NO. HSIP-0042(068)<br>NC 42 AT SR 1173 (BAREFOOT ROAD). \$102,000.00<br>HAS PREVIOUSLY BEEN APPROVED FOR RIGHT OF<br>WAY AND UTILITIES. ADDITIONAL FUNDS ARE<br>REQUESTED.   | \$30,000.00 Cost<br>\$27,000.00 Fed.<br>\$3,000.00 State         |
| WAKE CO.<br>W-5601GC<br>REGIONAL          | WBS 50138.3.186, FEDERAL NO. HSIP-0042(068)<br>NC 42 AT SR 1173 (BAREFOOT ROAD). \$1,005,000.00<br>HAS PREVIOUSLY BEEN APPROVED FOR<br>CONSTRUCTION. ADDITIONAL FUNDS ARE<br>REQUESTED.   | \$225,000.00 Cost<br>\$202,500.00 Fed.<br>\$22,500.00 State      |
| WAKE CO.<br>W-5705AI<br>REGIONAL          | WBS 44851.2.38, FEDERAL NO. HSIP-0501(048)<br>US 501 BUSINESS (ROXBORO STREET) AT SR 1443<br>(HORTON ROAD)/ SR 1641 (DENFIELD STREET).<br>FUNDS ARE NEEDED FOR UTILITY RELOCATION.  | \$550,000.00 Cost<br>\$495,000.00 Fed.<br>\$55,000.00 State      |
| WAKE CO.<br>W-5705AK<br>STATEWIDE         | WBS 44851.2.37, FEDERAL NO. 2516001<br>SR 2516 (HODGE ROAD) AT SR 2515 (OLD FAISON<br>ROAD) AND THE I-87 SOUTHBOUND RAMPS.<br>\$55,000.00 HAS PREVIOUSLY BEEN APPROVED FOR<br>RIGHT OF WAY AND UTILITIES. ADDITIONAL FUNDS<br>ARE REQUESTED.  | \$65,000.00 Cost<br>\$58,500.00 Fed.<br>\$6,500.00 State         |

**NCDOT FEBRUARY 2023 BOARD OF TRANSPORTATION AGENDA  
APPROVAL OF FUNDS FOR SPECIFIC FEDERAL - AID PROJECTS**

| TOWN/COUNTY<br>PROJ.<br>CATEGORY            | PROJECT DESCRIPTION   | ESTIMATED<br>COST  |
|---|---|--|
| <b>Division 5</b>                           |   |  |
| WAKE CO.<br>W-5705H<br>DIVISION             | WBS 44851.1.9, FEDERAL NO. HSIP-2509(002)<br>SR 2509 (MIAL PLANTATION ROAD) AT SR 2506<br>(MAJOR SLADE ROAD) AND AT SR 2233 (SMITHFIELD<br>ROAD) IN MARKS CREEK. \$340,000.00 HAS<br>PREVIOUSLY BEEN APPROVED FOR PRELIMINARY<br>ENGINEERING. ADDITIONAL FUNDS ARE REQUESTED<br>FOR SIGNAL DESIGN WORK. | \$8,000.00 Cost<br>\$7,200.00 Fed.<br>\$800.00 State     |
| DIVISIONWIDE<br>CO.<br>W-5715<br>SW/REG/DIV | WBS 48855.1.205D, FEDERAL NO. 00SS106<br>SIGNAL RETIMING AND SIGNAL OPERATIONS<br>SOFTWARE TO IMPROVE SAFETY. FUNDS ARE<br>NEEDED FOR PRELIMINARY ENGINEERING FOR<br>DESIGN, FFY23.   | \$88,000.00 Cost<br>\$79,200.00 Fed.<br>\$8,800.00 State |
| DIVISIONWIDE<br>CO.<br>W-5715<br>SW/REG/DIV | WBS 48855.1.205I, FEDERAL NO. 00SS106<br>SIGNAL RETIMING AND SIGNAL OPERATIONS<br>SOFTWARE TO IMPROVE SAFETY. FUNDS ARE<br>NEEDED FOR IMPLEMENTATION, FFY23.  | \$95,700.00 Cost<br>\$86,130.00 Fed.<br>\$9,570.00 State |

**NCDOT FEBRUARY 2023 BOARD OF TRANSPORTATION AGENDA  
APPROVAL OF FUNDS FOR SPECIFIC FEDERAL - AID PROJECTS**

| <b>TOWN/COUNTY<br/>PROJ.<br/>CATEGORY</b>   | <b>PROJECT DESCRIPTION</b>  | <b>ESTIMATED<br/>COST</b>  |
|---|---|--|
| <b>Division 6</b>                           |   |  |
| CUMBERLAND<br>CO.<br>HL-0036<br>DIVISION    | WBS 49660.1.1, FEDERAL NO. 0059011<br>NC 59 (NORTH MAIN STREET). REPLACE EXISTING<br>SIDEWALK AND CONSTRUCT NEW SIDEWALK ALONG<br>NC 59 IN HOPE MILLS. FUNDS ARE NEEDED FOR<br>PRELIMINARY ENGINEERING.   | \$100,000.00 Cost<br>\$80,000.00 Fed.<br>\$20,000.00 Local       |
| HARNETT CO.<br>W-5706L<br>REGIONAL          | WBS 44852.2.12, HSIP-0027(019)<br>NC 27/SR 1006 (OLD STAGE ROAD) AT SR 2084<br>(LESLIE CAMPBELL AVENUE), AND AT NC 27/SR 1006<br>AND SR 1516. CLOSE NC 27/SR 1516 INTERSECTION.<br>CONSTRUCT ROUNDABOUTS. \$235,000.00 HAS<br>PREVIOUSLY BEEN APPROVED FOR RIGHT OF WAY.<br>ADDITIONAL FUNDS ARE REQUESTED. | \$1,265,000.00 Cost<br>\$1,138,500.00 Fed.<br>\$126,500.00 State |
| DIVISIONWIDE<br>CO.<br>W-5715<br>SW/REG/DIV | WBS 48855.1.206D, FEDERAL NO. 00SS106<br>SIGNAL RETIMING AND SIGNAL OPERATIONS<br>SOFTWARE TO IMPROVE SAFETY. FUNDS ARE<br>NEEDED FOR PRELIMINARY ENGINEERING FOR<br>DESIGN, FFY23.   | \$368,500.00 Cost<br>\$331,650.00 Fed.<br>\$36,850.00 State      |
| DIVISIONWIDE<br>CO.<br>W-5715<br>SW/REG/DIV | WBS 48855.1.206I, FEDERAL NO. 00SS106<br>SIGNAL RETIMING AND SIGNAL OPERATIONS<br>SOFTWARE TO IMPROVE SAFETY. FUNDS ARE<br>NEEDED FOR IMPLEMENTATION, FFY23.  | \$344,520.00 Cost<br>\$310,068.00 Fed.<br>\$34,452.00 State      |

**NCDOT FEBRUARY 2023 BOARD OF TRANSPORTATION AGENDA  
APPROVAL OF FUNDS FOR SPECIFIC FEDERAL - AID PROJECTS**

| TOWN/COUNTY<br>PROJ.<br>CATEGORY   | PROJECT DESCRIPTION   | ESTIMATED<br>COST  |
|------------------------------------|---|--|
| <b>Division 7</b>                  |   |  |
| GUILFORD CO.<br>C-5555E<br>EXEMPT  | WBS 45540.3.6, FEDERAL NO. CMS-1546(021)<br>CONSTRUCT SIDEWALK ALONG SR 1546 (COLLEGE<br>ROAD) AND SR 2179 (NEW GARDEN ROAD) IN<br>GREENSBORO. \$588,559.00 HAS PREVIOUSLY BEEN<br>APPROVED FOR CONSTRUCTION. ADDITIONAL<br>FUNDS ARE REQUESTED.  | \$132,987.00 Cost<br>\$106,389.00 Fed.<br>\$26,598.00 Local      |
| GUILFORD CO.<br>C-5600E<br>EXEMPT  | WBS 50061.1.6, FEDERAL NO. CMAQ-0708(080)<br>ITS; I-85 GUILDFORD COUNTY EXTENSION OF<br>TRAFFIC MANAGEMENT SYSTEMS. \$153,345.00 HAS<br>PREVIOUSLY BEEN APPROVED FOR PRELIMINARY<br>ENGINEERING. ADDITIONAL FUNDS ARE NEEDED TO<br>COVER EXPENDITURES THAT HAVE OR WILL<br>EXCEED THE PREVIOUSLY AUTHORIZED BUDGET. | \$100,000.00 Cost<br>\$80,000.00 Fed.<br>\$20,000.00 State       |
| GUILFORD CO.<br>C-5600F<br>EXEMPT  | WBS 50061.3.7, FEDERAL NO. CMAQ-0708(081)<br>ITS; TRIAD REGION TO TRIANGLE REGION, CENTER<br>TO CENTER CONNECTION. \$1,286,024.00 HAS<br>PREVIOUSLY BEEN APPROVED FOR<br>CONSTRUCTION. ADDITIONAL FUNDS ARE NEEDED<br>TO COVER EXPENDITURES THAT HAVE OR WILL<br>EXCEED THE PREVIOUSLY AUTHORIZED BUDGET.           | \$700.00 Cost<br>\$560.00 Fed.<br>\$140.00 State                 |
| ORANGE CO.<br>U-4726IK<br>DIVISION | WBS 36268.3.36, FEDERAL NO. STBGDA-0537(008)<br>HOMESTEAD ROAD FROM SEAWELL SCHOOL ROAD<br>TO WEAVER DAIRY ROAD EXTENSION IN CHAPEL<br>HILL. FUNDS ARE NEEDED FOR CONSTRUCTION<br>FOR SIDEWALK, BIKE LANES AND MULTI-USE PATHS.   | \$1,295,000.00 Cost<br>\$1,036,000.00 Fed.<br>\$259,000.00 Local |
| GUILFORD CO.<br>U-5326<br>DIVISION | WBS 45484.3.1, FEDERAL NO. STPDA-0708(045)<br>SR 1008 (MARKET STREET) AND SR 1546<br>(COLLEGE ROAD) IN GREENSBORO.<br>INTERSECTION IMPROVEMENTS. \$7,100,000.00<br>HAS PREVIOUSLY BEEN APPROVED FOR<br>CONSTRUCTION. ADDITIONAL FUNDS ARE<br>REQUESTED.   | \$1,150,689.00 Cost<br>\$0.00 Fed.<br>\$1,150,689.00 State       |



**NCDOT FEBRUARY 2023 BOARD OF TRANSPORTATION AGENDA  
APPROVAL OF FUNDS FOR SPECIFIC FEDERAL - AID PROJECTS**

| <b>TOWN/COUNTY<br/>PROJ.<br/>CATEGORY</b> | <b>PROJECT DESCRIPTION</b>   | <b>ESTIMATED<br/>COST</b>                                      |
|---|--|--|
| <b>Division 8</b>                         |  |  |
| CHATHAM CO.<br>BL-0062<br>EXEMPT          | WBS 50556.1.1, FEDERAL NO. 0830005<br>PITTSBORO ELEMENTARY SCHOOL ROAD FROM<br>FARRELL STREET TO MCCLEHANAN STREET IN<br>PITTSBORO. FUNDS ARE NEEDED FOR<br>PRELIMINARY ENGINEERING.   | \$59,000.00 Cost<br>\$47,200.00 Fed.<br>\$11,800.00 Local      |
| MOORE CO.<br>ER-5600HN<br>DIVISION        | WBS 46305.3.74, FEDERAL NO. 0005805<br>LANDSCAPE IMPROVEMENTS ON NC 5 SLOPE NEAR<br>THE INTERSECTION OF NC 211 IN PINEHURST.<br>\$85,032.00 HAS PREVIOUSLY BEEN APPROVED FOR<br>LANDSCAPING. ADDITIONAL FUNDS ARE<br>REQUESTED.  | \$15,000.00 Cost<br>\$12,000.00 Fed.<br>\$3,000.00 State       |
| SCOTLAND CO.<br>HS-2008E<br>STATEWIDE     | WBS 49318.1.6, FEDERAL NO. 0074253<br>US 74 AT NC 144 (MORGAN STREET)/SR 1148 (SAINT<br>JOHNS CHURCH ROAD). FUNDS ARE NEEDED FOR<br>PRELIMINARY ENGINEERING.   | \$90,000.00 Cost<br>\$29,700.00 Fed.<br>\$60,300.00 State      |
| MOORE CO.<br>HS-2008F<br>REGIONAL         | WBS 49318.1.7, FEDERAL NO. 0005806<br>NC 5 AT SR 1205 (MORGANTON ROAD). FUNDS ARE<br>NEEDED FOR PRELIMINARY ENGINEERING.   | \$150,000.00 Cost<br>\$49,500.00 Fed.<br>\$100,500.00 State    |
| MOORE CO.<br>U-5815<br>REGIONAL           | WBS 54041.1.FR1, FEDERAL NO. NHP-0001(148)<br>US 1 (SANDHILLS BOULEVARD) FROM OLD US 1 TO<br>SR 1112 (ROSELAND ROAD) IN ABERDEEN.<br>\$3,494,000.00 HAS PREVIOUSLY BEEN APPROVED<br>FOR PRELIMINARY ENGINEERING. ADDITIONAL<br>FUNDS ARE NEEDED TO COVER EXPENDITURES<br>THAT HAVE OR WILL EXCEED THE PREVIOUSLY<br>AUTHORIZED BUDGET. | \$1,000,000.00 Cost<br>\$800,000.00 Fed.<br>\$200,000.00 State |
| HOKE CO.<br>W-5708A<br>REGIONAL           | WBS 44854.3.1, FEDERAL NO. HSIP-0015(055)<br>US 15/US 501 AT SR 1225 (ASHEMONT ROAD).<br>\$2,486,596.00 HAS PREVIOUSLY BEEN APPROVED<br>FOR CONSTRUCTION. ADDITIONAL FUNDS ARE<br>REQUESTED.   | \$100,000.00 Cost<br>\$90,000.00 Fed.<br>\$10,000.00 State     |

**NCDOT FEBRUARY 2023 BOARD OF TRANSPORTATION AGENDA  
APPROVAL OF FUNDS FOR SPECIFIC FEDERAL - AID PROJECTS**

| TOWN/COUNTY<br>PROJ.<br>CATEGORY            | PROJECT DESCRIPTION   | ESTIMATED<br>COST  |
|---|---|--|
| <b>Division 8</b>                           |   |  |
| DIVISIONWIDE<br>CO.<br>W-5715<br>SW/REG/DIV | WBS 48855.1.208D, FEDERAL NO. 00SS106<br>SIGNAL RETIMING AND SIGNAL OPERATIONS<br>SOFTWARE TO IMPROVE SAFETY. FUNDS ARE<br>NEEDED FOR PRELIMINARY ENGINEERING FOR<br>DESIGN, FFY23. | \$55,000.00 Cost<br>\$49,500.00 Fed.<br>\$5,500.00 State |
| DIVISIONWIDE<br>CO.<br>W-5715<br>SW/REG/DIV | WBS 48855.1.208I, FEDERAL NO. 00SS106<br>SIGNAL RETIMING AND SIGNAL OPERATIONS<br>SOFTWARE TO IMPROVE SAFETY. FUNDS ARE<br>NEEDED FOR IMPLEMENTATION, FFY23.                        | \$63,800.00 Cost<br>\$57,420.00 Fed.<br>\$6,380.00 State |

**NCDOT FEBRUARY 2023 BOARD OF TRANSPORTATION AGENDA  
APPROVAL OF FUNDS FOR SPECIFIC FEDERAL - AID PROJECTS**

| <b>TOWN/COUNTY<br/>PROJ.<br/>CATEGORY</b> | <b>PROJECT DESCRIPTION</b>   | <b>ESTIMATED<br/>COST</b>                                   |
|---|--|---|
| <b>Division 9</b>                         |  |   |
| ROWAN CO.<br>BL-0034<br>EXEMPT            | WBS 49849.1.1, FEDERAL NO. 0601029<br>US 601 (JAKE ALEXANDER BOULEVARD) FROM<br>NORTH OF KELSEY SCOTT PARK GREENWAY TO<br>END OF SALISBURY MALL PROJECT IN SALISBURY.<br>FUNDS ARE NEEDED FOR PRELIMINARY<br>ENGINEERING.  | \$150,900.00 Cost<br>\$120,720.00 Fed.<br>\$30,180.00 Local |
| ROWAN CO.<br>HS-2009E<br>DIVISION         | WBS 49321.3.6, FEDERAL NO. 1002059<br>SR 1002 (OLD CONCORD ROAD) FROM JAKE<br>ALEXANDER BOULEVARD IN SAISBURY TO THE<br>CABARRUS COUNTY LINE. FUNDS ARE NEEDED FOR<br>CONSTRUCTION TO INSTALL LONG LIFE PAVEMENT<br>MARKINGS.  | \$400,000.00 Cost<br>\$360,000.00 Fed.<br>\$40,000.00 State |
| FORSYTH CO.<br>HS-2009G<br>REGIONAL       | WBS 49321.1.8, FEDERAL NO. 0067014<br>NC 67 (REYNOLDA ROAD) AT BETHABARA PARK<br>BOULEVARD. FUNDS ARE NEEDED FOR<br>PRELIMINARY ENGINEERING.   | \$40,000.00 Cost<br>\$36,000.00 Fed.<br>\$4,000.00 State    |
| ROWAN CO.<br>I-5858<br>STATEWIDE          | WBS 53061.3.GV1, FEDERAL NO. NHPP-0085(019)<br>I-85 FROM US 29/US 601 IN CHINA GROVE TO US 601<br>(JAKE ALEXANDER BOULEVARD) IN SALISBURY AND<br>FROM SOUTH OF US 52 IN SALISBURY TO NORTH<br>OF SR 2120 (LONG FERRY ROAD) IN SPENCER.<br>\$26,931,921.00 HAS PREVIOUSLY BEEN APPROVED<br>FOR CONSTRUCTION. ADDITIONAL FUNDS ARE<br>NEEDED TO COVER EXPENDITURES THAT HAVE OR<br>WILL EXCEED THE PREVIOUSLY AUTHORIZED<br>BUDGET. THIS IS A GARVEE BOND PROJECT. | \$240,000.00 Cost<br>\$192,000.00 Fed.<br>\$48,000.00 State |
| STOKES CO.<br>R-5768<br>DIVISION          | WBS 44670.1.1, FEDERAL NO. STP-0311(035)<br>US 311 (SOUTH MAIN STREET) AT NC 65 AND SR 1928<br>(STOKESBURG ROAD) AND NC 65 AT THE NORFOLK<br>SOUTHERN RAILWAY CROSSING, #470 180V IN<br>WALNUT COVE. \$1,073,000.00 HAS PREVIOUSLY<br>BEEN APPROVED FOR PRELIMINARY ENGINEERING.<br>ADDITIONAL FUNDS ARE REQUESTED.  | \$60,000.00 Cost<br>\$48,000.00 Fed.<br>\$12,000.00 State   |

**NCDOT FEBRUARY 2023 BOARD OF TRANSPORTATION AGENDA  
APPROVAL OF FUNDS FOR SPECIFIC FEDERAL - AID PROJECTS**

| TOWN/COUNTY<br>PROJ.<br>CATEGORY            | PROJECT DESCRIPTION   | ESTIMATED<br>COST  |
|---|---|--|
| <b>Division 9</b>                           |   |  |
| DIVISIONWIDE<br>CO.<br>W-5715<br>SW/REG/DIV | WBS 48855.1.209D, FEDERAL NO. 00SS106<br>SIGNAL RETIMING AND SIGNAL OPERATIONS<br>SOFTWARE TO IMPROVE SAFETY. FUNDS ARE<br>NEEDED FOR PRELIMINARY ENGINEERING FOR<br>DESIGN, FFY23. | \$93,500.00 Cost<br>\$84,150.00 Fed.<br>\$9,350.00 State   |
| DIVISIONWIDE<br>CO.<br>W-5715<br>SW/REG/DIV | WBS 48855.1.209I, FEDERAL NO. 00SS106<br>SIGNAL RETIMING AND SIGNAL OPERATIONS<br>SOFTWARE TO IMPROVE SAFETY. FUNDS ARE<br>NEEDED FOR IMPLEMENTATION, FFY23.                        | \$108,460.00 Cost<br>\$97,614.00 Fed.<br>\$10,846.00 State |

**NCDOT FEBRUARY 2023 BOARD OF TRANSPORTATION AGENDA  
APPROVAL OF FUNDS FOR SPECIFIC FEDERAL - AID PROJECTS**

| <b>TOWN/COUNTY<br/>PROJ.<br/>CATEGORY</b>           | <b>PROJECT DESCRIPTION</b>  | <b>ESTIMATED<br/>COST</b>                                    |
|---|---|--|
| <b>Division 10</b>                                  |   |  |
| MECKLENBURG<br>CO.<br>BL-0010<br>DIVISION           | WBS 49485.1.1, FEDERAL NO. 1007044<br>THE PARK - HUNTERSVILLE GREENWAY.<br>CONSTRUCT GREENWAY FROM EXISTING<br>TORRENCE CREEK GREENWAY TO MOUNT HOLLY -<br>HUNTERSVILLE ROAD IN HUNTERSVILLE. FUNDS<br>ARE NEEDED FOR PRELIMINARY ENGINEERING.              | \$375,000.00 Cost<br>\$187,500.00 Fed.<br>\$187,500.00 Local |
| UNION CO.<br>BL-0012<br>DIVISION                    | WBS 49487.1.1, FEDERAL NO. 3635002<br>MARVIN LOOP TRAIL. CONSTRUCT PEDESTRIAN<br>IMPROVEMENTS ALONG SR 3635 (MARVIN ROAD)<br>FROM SADDLE AVENUE TO SR 1316 (MARVIN<br>SCHOOL ROAD) AT YELLOW JASMINE LANE. FUNDS<br>ARE NEEDED FOR PRELIMINARY ENGINEERING. | \$244,000.00 Cost<br>\$146,000.00 Fed.<br>\$98,000.00 Local  |
| IREDELL/<br>MECKLENBURG<br>COS.<br>I-6065<br>EXEMPT | WBS 48856.1.1, FEDERAL NO. 0077024<br>I-77 FROM I-485 TO NC 150. \$950,000.00 HAS<br>PREVIOUSLY BEEN APPROVED FOR PRELIMINARY<br>ENGINEERING. ADDITIONAL FUNDS ARE<br>REQUESTED.  | \$120,000.00 Cost<br>\$96,000.00 Fed.<br>\$24,000.00 State   |
| DIVISIONWIDE<br>CO.<br>W-5715<br>SW/REG/DIV         | WBS 48855.1.210D, FEDERAL NO. 00SS106<br>SIGNAL RETIMING AND SIGNAL OPERATIONS<br>SOFTWARE TO IMPROVE SAFETY. FUNDS ARE<br>NEEDED FOR PRELIMINARY ENGINEERING FOR<br>DESIGN, FFY23.   | \$308,000.00 Cost<br>\$277,200.00 Fed.<br>\$30,800.00 State  |
| DIVISIONWIDE<br>CO.<br>W-5715<br>SW/REG/DIV         | WBS 48855.1.210I, FEDERAL NO. 00SS106<br>SIGNAL RETIMING AND SIGNAL OPERATIONS<br>SOFTWARE TO IMPROVE SAFETY. FUNDS ARE<br>NEEDED FOR IMPLEMENTATION, FFY23.  | \$357,280.00 Cost<br>\$321,552.00 Fed.<br>\$35,728.00 State  |

**NCDOT FEBRUARY 2023 BOARD OF TRANSPORTATION AGENDA  
APPROVAL OF FUNDS FOR SPECIFIC FEDERAL - AID PROJECTS**

| TOWN/COUNTY<br>PROJ.<br>CATEGORY | PROJECT DESCRIPTION  | ESTIMATED<br>COST  |
|----------------------------------|--|--|
| <b>Division 11</b>               |  |  |
| SURRY CO.<br>B-5527<br>STATEWIDE | WBS 55027.1.FS1, FEDERAL NO. BRSTP-0052(49)<br>REPLACE BRIDGES #122 AND #126 ON US 52<br>NORTHBOUND AND SOUTHBOUND OVER TOMS<br>CREEK. \$922,000.00 HAS PREVIOUSLY BEEN<br>APPROVED FOR PRELIMINARY ENGINEERING.<br>ADDITIONAL FUNDS ARE NEEDED TO COVER<br>EXPENDITURES THAT HAVE OR WILL EXCEED THE<br>PREVIOUSLY AUTHORIZED BUDGET. | \$200,000.00 Cost<br>\$160,000.00 Fed.<br>\$40,000.00 State    |
| AVERY CO.<br>R-5911<br>DIVISION  | WBS 48466.3.1, FEDERAL NO. 0019067<br>US 19E AT NC 194 INTERSECTION. FUNDS ARE<br>NEEDED FOR CONSTRUCTION TO INSTALL A RIGHT<br>TURN LANE.   | \$1,100,000.00 Cost<br>\$880,000.00 Fed.<br>\$220,000.00 State |

**NCDOT FEBRUARY 2023 BOARD OF TRANSPORTATION AGENDA  
APPROVAL OF FUNDS FOR SPECIFIC FEDERAL - AID PROJECTS**

| <b>TOWN/COUNTY<br/>PROJ.<br/>CATEGORY</b> | <b>PROJECT DESCRIPTION</b>  | <b>ESTIMATED<br/>COST</b>                                    |
|---|---|--|
| <b>Division 12</b>                        |   |  |
| IREDELL CO.<br>B-5846<br>DIVISION         | WBS 45799.2.1, FEDERAL NO. 1892003<br>REPLACE BRIDGE #189 OVER THE SOUTH YADKIN<br>RIVER ON SR 1892. \$185,000.00 HAS PREVIOUSLY<br>BEEN APPROVED FOR RIGHT OF WAY AND<br>UTILITIES. ADDITIONAL FUNDS ARE REQUESTED<br>FOR UTILITY RELOCATION.                    | \$100,000.00 Cost<br>\$80,000.00 Fed.<br>\$20,000.00 State   |
| GASTON CO.<br>EB-5743<br>DIVISION         | WBS 51066.1.1, FEDERAL NO. 1213047<br>NC 279 (SOUTH NEW HOPE ROAD) FROM SR 2200<br>(ARMSTRONG PARK ROAD) TO SR 1255 (EAST<br>HUDSON BOULEVARD) IN GASTONIA. FUNDS ARE<br>NEEDED FOR PRELIMINARY ENGINEERING.  | \$321,000.00 Cost<br>\$256,800.00 Fed.<br>\$64,200.00 Local  |
| GASTON CO.<br>EB-5745<br>DIVISION         | WBS 50423.1.1, FEDERAL NO. 1213048<br>SR 1255 (HUDSON BOULEVARD) FROM SR 2200<br>(GASTON DAY SCHOOL ROAD) TO SR 2466 (REDBUD<br>DRIVE), AND SR 2466 FROM SR 1255 TO NC 279<br>(SOUTH NEW HOPE ROAD) IN GASTONIA. FUNDS<br>ARE NEEDED FOR PRELIMINARY ENGINEERING. | \$308,000.00 Cost<br>\$246,400.00 Fed.<br>\$61,600.00 Local  |
| GASTON CO.<br>EB-5768<br>DIVISION         | WBS 51072.1.2, FEDERAL NO. 1213046<br>SOUTH MARIETTA STREET/HILLTOP DRIVE FROM<br>HUDSON BOULEVARD TO CLYDE STREET IN<br>GASTONIA. FUNDS ARE NEEDED FOR PRELIMINARY<br>ENGINEERING.   | \$350,000.00 Cost<br>\$280,000.00 Fed.<br>\$70,000.00 Local  |
| GASTON CO.<br>EB-5975<br>DIVISION         | WBS 48522.1.2, FEDERAL NO. 0279012<br>NC 279 (NEW HOPE ROAD) FROM US 29/US 74<br>(FRANKLIN BOULEVARD) TO HUNT AVENUE IN<br>GASTONIA FUNDS ARE NEEDED FOR PRELIMINARY<br>ENGINEERING.  | \$516,000.00 Cost<br>\$412,800.00 Fed.<br>\$103,200.00 Local |
| GASTON CO.<br>EB-5976<br>DIVISION         | WBS 48523.1.2, FEDERAL NO. 2200006<br>SR 2200 (COX ROAD) FROM I-85 TO COURT DRIVE IN<br>GASTONIA. FUNDS ARE NEEDED FOR PRELIMINARY<br>ENGINEERING.  | \$350,000.00 Cost<br>\$280,000.00 Fed.<br>\$70,000.00 Local  |

**NCDOT FEBRUARY 2023 BOARD OF TRANSPORTATION AGENDA  
APPROVAL OF FUNDS FOR SPECIFIC FEDERAL - AID PROJECTS**

| <b>TOWN/COUNTY<br/>PROJ.<br/>CATEGORY</b> | <b>PROJECT DESCRIPTION</b>  | <b>ESTIMATED<br/>COST</b>                                    |
|---|---|--|
| <b>Division 13</b>                        |   |  |
| MCDOWELL CO.<br>EB-5753<br>DIVISION       | WBS 50430.1.1, FEDERAL NO. 1703019<br>SR 1703 (BALDWIN AVENUE) FROM PERRY STREET<br>TO US 70(EAST COURT STREET) IN MARION. FUNDS<br>ARE NEEDED FOR PRELIMINARY ENGINEERING. | \$25,000.00 Cost<br>\$20,000.00 Fed.<br>\$5,000.00 Local     |
| BUNCOMBE CO.<br>EB-5948<br>DIVISION       | WBS 48239.3.1, FEDERAL NO. TAPDA-1302(086)<br>ONTEORA BOULEVARD FROM LINCOLN AVENUE TO<br>RALEIGH ROAD IN ASHEVILLE. FUNDS ARE NEEDED<br>FOR CONSTRUCTION FOR SIDEWALK.     | \$715,000.00 Cost<br>\$572,000.00 Fed.<br>\$143,000.00 Local |
| MCDOWELL CO.<br>HS-2013H<br>STATEWIDE     | WBS 49333.3.9, FEDERAL NO. 0221056<br>US 221 BETWEEN NC 226/US 221 AND US 70. FUNDS<br>ARE NEEDED FOR CONSTRUCTION TO IMPROVE<br>PAVEMENT FRICTION.                         | \$530,000.00 Cost<br>\$477,000.00 Fed.<br>\$53,000.00 State  |
| MCDOWELL CO.<br>HS-2013I<br>DIVISION      | WBS 49333.1.10, FEDERAL NO. 1318020<br>SR 1318 (BIG LAUREL ROAD) FROM SR 1340 TO<br>SR 1636, NEAR MARS HILL. FUNDS ARE NEEDED<br>FOR PRELIMINARY ENGINEERING.               | \$30,000.00 Cost<br>\$27,000.00 Fed.<br>\$3,000.00 State     |
| MCDOWELL CO.<br>HS-2013J<br>REGIONAL      | WBS 49333.1.11, FEDERAL NO. 0019069<br>US 19W FROM SR 1454 (MT. OLIVE CHURCH ROAD)<br>TO SR 1382 NEAR BURNSVILLE. FUNDS ARE<br>NEEDED FOR PRELIMINARY ENGINEERING.          | \$30,000.00 Cost<br>\$27,000.00 Fed.<br>\$3,000.00 State     |
| MCDOWELL CO.<br>HS-2013K<br>DIVISION      | WBS 49333.1.12, FEDERAL NO. 1003189<br>SR 1003 (REEMS CREEK ROAD) FROM SR 2106 TO SR<br>2114, NEAR WEAVERVILLE. FUNDS ARE NEEDED<br>FOR PRELIMINARY ENGINEERING.            | \$20,000.00 Cost<br>\$18,000.00 Fed.<br>\$2,000.00 State     |



**NCDOT FEBRUARY 2023 BOARD OF TRANSPORTATION AGENDA  
APPROVAL OF FUNDS FOR SPECIFIC FEDERAL - AID PROJECTS**

| TOWN/COUNTY<br>PROJ.<br>CATEGORY        | PROJECT DESCRIPTION   | ESTIMATED<br>COST  |
|---|---|--|
| <b>Division 14</b>                      |   |  |
| MACON CO.<br>EB-5756<br>DIVISION        | WBS 50433.3.1, FEDERAL NO. TAP-1729(004)<br>SR 1729 (DEPOT STREET) FROM US 441 BUSINESS<br>(EAST MAIN STREET) TO SR 1667 (WAYAH STREET)<br>IN FRANKLIN. \$310,114.00 HAS PREVIOUSLY BEEN<br>APPROVED FOR CONSTRUCTION. ADDITIONAL<br>FUNDS ARE REQUESTED.   | \$100,000.00 Cost<br>\$80,000.00 Fed.<br>\$20,000.00 Local           |
| HAYWOOD CO.<br>EB-5945<br>DIVISION      | WBS 48236.1.1, FEDERAL NO. 0215020<br>CHAMPION DRIVE FROM NORTH CANTON ROAD TO<br>THICKETY ROAD IN CANTON. CONSTRUCT<br>SIDEWALK. \$240,000.00 HAS PREVIOUSLY BEEN<br>APPROVED FOR PRELIMINARY ENGINEERING.<br>ADDITIONAL FUNDS ARE NEEDED TO COVER<br>EXPENDITURES THAT HAVE OR WILL EXCEED THE<br>PREVIOUSLY AUTHORIZED BUDGET.   | \$32,416.00 Cost<br>\$25,932.00 Fed.<br>\$6,484.00 Local             |
| POLK CO.<br>I-5927<br>STATEWIDE         | WBS 45936.3.1, FEDERAL NO. 0026026<br>I-26 FROM MILEMARKER 65 TO SOUTH CAROLINA<br>STATE LINE. PAVEMENT REHABILITATION. FUNDS<br>ARE NEEDED FOR CONSTRUCTION BASED ON THE<br>ESTIMATE FROM THE 12-MONTH TENTATIVE<br>LETTING LIST. THIS PROJECT IS A THREE-YEAR<br>CASHFLOW PROJECT WITH FEDERAL FUNDS OF<br>\$4,562,400.00 IN FY23, \$7,754,400.00 IN FY24, AND<br>\$3,363,200.00 IN FY25, AND STATE MATCH OF<br>\$1,140,600.00 IN FY23, \$1,938,600.00 IN FY24 AND<br>\$840,800.00 IN FY25. | \$19,600,000.00 Cost<br>\$15,680,000.00 Fed.<br>\$3,920,000.00 State |
| HENDERSON<br>CO.<br>R-2588B<br>DIVISION | WBS 34473.2.7, FEDERAL NO. 0191014<br>NC 191 FROM SR 1381 (MOUNTAIN ROAD) TO NC 280<br>SOUTH OF MILLS RIVER. FUNDS ARE NEEDED FOR<br>UTILITY RELOCATION.  | \$7,750,000.00 Cost<br>\$6,200,000.00 Fed.<br>\$1,550,000.00 State   |

**NCDOT FEBRUARY 2023 BOARD OF TRANSPORTATION AGENDA  
APPROVAL OF FUNDS FOR SPECIFIC FEDERAL - AID PROJECTS**

| TOWN/COUNTY<br>PROJ.<br>CATEGORY            | PROJECT DESCRIPTION  | ESTIMATED<br>COST   |
|---|--|---|
| <b>Division 14</b>                          |  |   |
| MULTIPLE<br>COS.<br>R-5794F<br>DIVISION     | WBS 44910.3.8, FEDERAL NO. 1420017<br>ADA (AMERICANS WITH DISABILITIES ACT) CURB<br>RAMP UPGRADES FOR POPULATIONS < 5000 IN<br>HAYWOOD, JACKSON, AND SWAIN COUNTIES.<br>\$250,000.00 HAS PREVIOUSLY BEEN APPROVED FOR<br>CONSTRUCTION. ADDITIONAL FUNDS ARE<br>REQUESTED. STATE MATCH FOR THIS PROJECT<br>USES DIVISION CONTRACT RESURFACING FUNDS.  | \$309,000.00 Cost<br>\$247,200.00 Fed.<br>\$61,800.00 State |
| MULTIPLE<br>COS.<br>R-5794H<br>DIVISION     | WBS 44910.1.10, FEDERAL NO. 1420015<br>ADA (AMERICANS WITH DISABILITIES ACT) CURB<br>RAMP UPGRADES FOR AREAS WITH POPULATIONS<br>> 5000 IN HAYWOOD, HENDERSON, JACKSON, AND<br>PENNSYLVANIA COUNTIES. \$20,000.00 HAS<br>PREVIOUSLY BEEN APPROVED FOR PRELIMINARY<br>ENGINEERING. ADDITIONAL FUNDS ARE<br>REQUESTED. STATE MATCH FOR THIS PROJECT<br>USES DIVISION CONTRACT RESURFACING FUNDS. | \$50,000.00 Cost<br>\$40,000.00 Fed.<br>\$10,000.00 State   |
| MULTIPLE<br>COS.<br>R-5794H<br>DIVISION     | WBS 44910.3.10, FEDERAL NO. 1420015<br>ADA (AMERICANS WITH DISABILITIES ACT) CURB<br>RAMP UPGRADES FOR POPULATIONS > 5000 IN<br>HAYWOOD, HENDERSON, JACKSON, AND<br>PENNSYLVANIA COUNTIES. \$250,000.00 HAS<br>PREVIOUSLY BEEN APPROVED FOR<br>CONSTRUCTION. ADDITIONAL FUNDS ARE<br>REQUESTED. STATE MATCH FOR THIS PROJECT<br>USES DIVISION CONTRACT RESURFACING FUNDS.                      | \$235,000.00 Cost<br>\$188,000.00 Fed.<br>\$47,000.00 State |
| DIVISIONWIDE<br>CO.<br>W-5715<br>SW/REG/DIV | WBS 48855.1.214D, FEDERAL NO. 00SS106<br>SIGNAL RETIMING AND SIGNAL OPERATIONS<br>SOFTWARE TO IMPROVE SAFETY. FUNDS ARE<br>NEEDED FOR PRELIMINARY ENGINEERING FOR<br>DESIGN, FFY23.  | \$286,000.00 Cost<br>\$257,400.00 Fed.<br>\$28,600.00 State |
| DIVISIONWIDE<br>CO.<br>W-5715<br>SW/REG/DIV | WBS 48855.1.214I, FEDERAL NO. 00SS106<br>SIGNAL RETIMING AND SIGNAL OPERATIONS<br>SOFTWARE TO IMPROVE SAFETY. FUNDS ARE<br>NEEDED FOR IMPLEMENTATION, FFY23.   | \$28,710.00 Cost<br>\$25,839.00 Fed.<br>\$2,871.00 State    |

**NCDOT FEBRUARY 2023 BOARD OF TRANSPORTATION AGENDA  
APPROVAL OF FUNDS FOR SPECIFIC FEDERAL - AID PROJECTS**

| TOWN/COUNTY<br>PROJ.<br>CATEGORY      | PROJECT DESCRIPTION   | ESTIMATED<br>COST  |
|---------------------------------------|---|--|
| <b>Statewide</b>                      |   |  |
| STATEWIDE CO.<br>HV-0001<br>DIVISION  | WBS 50689.1.2, FEDERAL NO. 00SS152<br>CONSTRUCTION OF ELECTRIC VEHICLE SUPPLY<br>EQUIPMENT ALONG NORTH CAROLINA'S<br>ALTERNATIVE CORRIDORS. FUNDS ARE NEEDED<br>FOR PRELIMINARY ENGINEERING.  | \$721,000.00 Cost<br>\$576,800.00 Fed.<br>\$144,200.00 State     |
| STATEWIDE CO.<br>R-5968<br>SW/REG/DIV | WBS 48797.1.1, FEDERAL NO. 00SS104<br>STATEWIDE NPDES (NATIONAL POLLUTANT<br>DISCHARGE ELIMINATION SYSTEM) PERMIT AND<br>COMPLIANCE PROGRAM TO IMPROVE WATER<br>QUALITY. \$7,615,570.00 HAS PREVIOUSLY BEEN<br>APPROVED FOR PRELIMINARY ENGINEERING.<br>ADDITIONAL FUNDS ARE REQUESTED. | \$3,000,000.00 Cost<br>\$2,400,000.00 Fed.<br>\$600,000.00 State |
| STATEWIDE CO.<br>W-5715<br>SW/REG/DIV | WBS 48855.1.1, FEDERAL NO. 00SS106<br>STATEWIDE SIGNAL RETIMING AND SIGNAL<br>OPERATIONS SOFTWARE TO IMPROVE SAFETY.<br>\$8,500,000.00 HAS PREVIOUSLY BEEN APPROVED<br>FOR PRELIMINARY ENGINEERING. ADDITIONAL<br>FUNDS ARE REQUESTED.  | \$1,500,000.00 Cost<br>\$1,350,000.00 Fed.<br>\$150,000.00 State |

**ITEM M SUMMARY - 93 PROJECTS - (TOTAL FEDERAL AND STATE) \$66,032,367.00**

## REVISIONS TO THE 2020-2029 STIP

TRANSPORTATION PROGRAM  
STIP ADDITIONS

## DIVISION 3

|                      |   |              |           |             |         |
|----------------------|---|--------------|-----------|-------------|---------|
| BL-0073              | SR 1308 (GUM BRANCH ROAD), CONSTRUCT 1000 FEET        | ENGINEERING  | FY 2024 - | \$256,000   | (CRPDA) |
| ONslow               | OF SIDEWALK FROM INTERSECTION OF NC 53                |              | FY 2024 - | \$64,000    | (L)     |
| <b>PROJ.CATEGORY</b> | (WESTERN BOULEVARD) AND GUM BRANCH ROAD TO            |              |           | \$320,000   |         |
| <b>DIVISION</b>      | THE CITY OF JACKSONVILLE LIMITS. CONSTRUCT 1600       |              |           |             |         |
|                      | FEET OF SIDEWALK FROM ONSVILLE DRIVE TO               |              |           |             |         |
|                      | ONslow DRIVE.   |              |           |             |         |
|                      | <b><u>ADD PROJECT AT THE REQUEST OF THE MPO.</u></b>  |              |           |             |         |
| * BL-0074            | US 17, INSTALLATION OF SIGNALIZED ZEBRA-TYPE          | ENGINEERING  | FY 2023 - | \$209,000   | (BGDA)  |
| BRUNSWICK            | PEDESTRIAN CROSSING AT PLOOF ROAD AND OLDE            |              | FY 2023 - | \$53,000    | (L)     |
| <b>PROJ.CATEGORY</b> | WATERFORD WAY IN LELAND.                              | RIGHT-OF-WAY | FY 2024 - | \$20,000    | (BGDA)  |
| <b>DIVISION</b>      | <b><u>ADD PROJECT AT THE REQUEST OF THE MPO.</u></b>  |              | FY 2024 - | \$4,000     | (L)     |
|                      |   | CONSTRUCTION | FY 2025 - | \$438,000   | (BGDA)  |
|                      |   |              | FY 2025 - | \$110,000   | (L)     |
|                      |   |              |           | \$834,000   |         |
| * BL-0075            | WRIGHTSVILLE BEACH, INSTALLATION OF ON-STREET         | CONSTRUCTION | FY 2024 - | \$269,000   | (BGDA)  |
| NEW HANOVER          | BICYCLE LANES AND PEDESTRIAN CROSSWALKS               |              | FY 2024 - | \$68,000    | (L)     |
| <b>PROJ.CATEGORY</b> | ALONG US 76 (CAUSEWAY DRIVE) AND US 74 (WEST          |              |           | \$337,000   |         |
| <b>DIVISION</b>      | SALISBURY STREET) IN WRIGHTSVILLE BEACH.              |              |           |             |         |
|                      | <b><u>ADD PROJECT AT THE REQUEST OF THE MPO.</u></b>  |              |           |             |         |
| * HL-0109            | SOUTH 3RD STREET, INSTALLATION OF TRAFFIC             | ENGINEERING  | FY 2023 - | \$380,000   | (BGDA)  |
| NEW HANOVER          | SIGNALS WITH PEDESTRIAN SIGNAL HEADS AT               |              | FY 2023 - | \$109,000   | (L)     |
| <b>PROJ.CATEGORY</b> | INTERSECTION OF SOUTH 3RD STREET AND ANN              | RIGHT-OF-WAY | FY 2024 - | \$49,000    | (BGDA)  |
| <b>DIVISION</b>      | STREET IN WILMINGTON.                                 |              | FY 2024 - | \$12,000    | (L)     |
|                      | <b><u>ADD PROJECT AT THE REQUEST OF THE MPO.</u></b>  | CONSTRUCTION | FY 2025 - | \$532,000   | (BGDA)  |
|                      |   |              | FY 2025 - | \$132,000   | (L)     |
|                      |   |              |           | \$1,214,000 |         |
| * HL-0110            | SOUTH 3RD STREET, INSTALLATION OF TRAFFIC             | ENGINEERING  | FY 2023 - | \$12,000    | (HF)    |
| NEW HANOVER          | SIGNAL WITH PEDESTRIAN SIGNAL HEADS AT                |              | FY 2023 - | \$47,000    | (BGDA)  |
| <b>PROJ.CATEGORY</b> | INTERSECTION OF SOUTH 3RD STREET AND ORANGE           | RIGHT-OF-WAY | FY 2024 - | \$59,000    | (HF)    |
| <b>DIVISION</b>      | STREET.   |              | FY 2024 - | \$237,000   | (BGDA)  |
|                      | <b><u>ADD PROJECT AT THE REQUEST OF THE MPO.</u></b>  | CONSTRUCTION | FY 2025 - | \$55,000    | (HF)    |
|                      | <b><u>MATCHING FUNDS ARE PROVIDED BY NCDOT</u></b>    |              | FY 2025 - | \$219,000   | (BGDA)  |
|                      | <b><u>DIVISION 3 HIGHWAY FUNDS - SPOT SAFETY.</u></b> |              |           | \$629,000   |         |

\* INDICATES FEDERAL AMENDMENT

Wednesday, February 8, 2023

REVISIONS TO THE 2020-2029 STIP

TRANSPORTATION PROGRAM  
STIP ADDITIONS

**DIVISION 3**

|                      |  |          |           |                  |        |
|----------------------|--|----------|-----------|------------------|--------|
| TC-0027              | CAPE FEAR PUBLIC TRANSPORTATION AUTHORITY  | PLANNING | FY 2023 - | \$85,000         | (L)    |
| NEW HANOVER          | (WAVE). PASSANGER AMENITY UPGRADES   |          | FY 2023 - | <u>\$339,000</u> | (BGDA) |
| <b>PROJ.CATEGORY</b> | (INSTALLATION OF TRANSIT SHELTERS AND BENCHES)   |          |           | \$424,000        |        |
| PUBLIC TRANS         | STBGP - CARBON REDUCTION FUNDING - \$339,000   |          |           |                  |        |
|                      | TRANSIT AUTHORITY WILL INSTALL SHELTERS,<br>LIGHTING AND LANDING PLATFORMS ALONG EXISTING<br>ROUTES. |          |           |                  |        |
|                      | <b><u>ADD PROJECT AT THE REQUEST OF THE MPO.</u></b>   |          |           |                  |        |

**DIVISION 5**

|                      |  |                |           |                  |          |
|----------------------|--|----------------|-----------|------------------|----------|
| HO-0010A             | STATEWIDE TRAFFIC OPERATIONS, IMPLEMENT                | IMPLEMENTATION | FY 2023 - | \$3,200,000      | (CRPANY) |
| CABARRUS             | STATEWIDE TRAFFIC OPERATIONS ACTIVITIES SUCH           |                | FY 2023 - | <u>\$800,000</u> | (S(M))   |
| CLEVELAND            | AS TRAFFIC MANAGEMENT CENTERS, TRAVELER                |                |           | \$4,000,000      |          |
| DURHAM               | INFORMATION, INTELLIGENT TRANSPORTATION                |                |           |                  |          |
| FRANKLIN             | SYSTEMS (ITS), AND TRAFFIC INCIDENT AND EVENT          |                |           |                  |          |
| GASTON               | MANAGEMENT IN THE TRIANGLE AND METROLINA               |                |           |                  |          |
| GRANVILLE            | AREAS.   |                |           |                  |          |
| IREDELL              | <b><u>to ALLOW ADDITIONAL TIME FOR ..... DELAY</u></b> |                |           |                  |          |
| JOHNSTON             | <b><u>CONSTRUCTION FROM FY XX TO FY Xxest</u></b>      |                |           |                  |          |
| LINCOLN              |  |                |           |                  |          |
| MECKLENBURG          |  |                |           |                  |          |
| ORANGE               |  |                |           |                  |          |
| ROWAN                |  |                |           |                  |          |
| UNION                |  |                |           |                  |          |
| WAKE                 |  |                |           |                  |          |
| <b>PROJ.CATEGORY</b> |  |                |           |                  |          |
| STATEWIDE            |  |                |           |                  |          |

**DIVISION 7**

|                      |  |         |           |                  |        |
|----------------------|--|---------|-----------|------------------|--------|
| TA-6322              | LINK TRANSIT, IMPROVEMENTS, BUS SHELTERS,                    | CAPITAL | FY 2023 - | \$108,000        | (L)    |
| ALAMANCE             | CONSTRUCTION, ENGINEERING AND DESIGN.                        |         | FY 2023 - | \$400,000        | (5307) |
| <b>PROJ.CATEGORY</b> | <b><u>ADD FUNDING IN FY 23, 24 AT THE REQUEST OF THE</u></b> |         | FY 2024 - | \$108,000        | (L)    |
| PUBLIC TRANS         | <b><u>MPO.</u></b>   |         | FY 2024 - | <u>\$465,000</u> | (5307) |
|                      |  |         |           | \$1,081,000      |        |

\* INDICATES FEDERAL AMENDMENT

REVISIONS TO THE 2020-2029 STIP

TRANSPORTATION PROGRAM  
STIP ADDITIONS

**DIVISION 7**

|                      |  |            |           |                    |        |
|----------------------|--|------------|-----------|--------------------|--------|
| TL-0029              | LINK TRANSIT, CAPITAL IMPROVEMENTS FOR TRANSIT                   | CAPITAL    | FY 2023 - | \$45,000           | (L)    |
| ALAMANCE             | VEHICLES.  |            | FY 2023 - | \$185,000          | (5307) |
| <b>PROJ.CATEGORY</b> | <b><u>ADD FUNDING IN FY 23, 24, 25, 26, 27 AND 28 AT THE</u></b> |            | FY 2024 - | \$45,000           | (L)    |
| PUBLIC TRANS         | <b><u>REQUEST OF THE MPO.</u></b>                                |            | FY 2024 - | \$185,000          | (5307) |
|                      |  |            | FY 2025 - | \$45,000           | (L)    |
|                      |  |            | FY 2025 - | \$185,000          | (5307) |
|                      |  |            | FY 2026 - | \$45,000           | (L)    |
|                      |  |            | FY 2026 - | \$185,000          | (5307) |
|                      |  |            | FY 2027 - | \$45,000           | (L)    |
|                      |  |            | FY 2027 - | \$185,000          | (5307) |
|                      |  |            | FY 2028 - | \$45,000           | (L)    |
|                      |  |            | FY 2028 - | \$185,000          | (5307) |
|                      |  |            |           | <u>\$1,380,000</u> |        |
| <br>                 |  |            |           |                    |        |
| TM-0046              | LINK TRANSIT, PREVENTATIVE MAINTENANCE.                          | CAPITAL    | FY 2023 - | \$102,000          | (L)    |
| ALAMANCE             | <b><u>ADD FUNDING IN FY 23, 24, 25, 26, 27 AND 28 AT THE</u></b> |            | FY 2023 - | \$410,000          | (5307) |
| <b>PROJ.CATEGORY</b> | <b><u>REQUEST OF THE MPO.</u></b>                                |            | FY 2024 - | \$102,000          | (L)    |
| PUBLIC TRANS         |  |            | FY 2024 - | \$410,000          | (5307) |
|                      |  |            | FY 2025 - | \$102,000          | (L)    |
|                      |  |            | FY 2025 - | \$410,000          | (5307) |
|                      |  |            | FY 2026 - | \$102,000          | (L)    |
|                      |  |            | FY 2026 - | \$410,000          | (5307) |
|                      |  |            | FY 2027 - | \$102,000          | (L)    |
|                      |  |            | FY 2027 - | \$410,000          | (5307) |
|                      |  |            | FY 2028 - | \$102,000          | (L)    |
|                      |  |            | FY 2028 - | \$410,000          | (5307) |
|                      |  |            |           | <u>\$3,072,000</u> |        |
| <br>                 |  |            |           |                    |        |
| TO-6812A             | LINK TRANSIT, ADA SERVICE.                                       | OPERATIONS | FY 2023 - | \$46,000           | (L)    |
| ALAMANCE             | <b><u>ADD FUNDING IN FY 23, 24, 25, 26, 27 AND 28 AT THE</u></b> |            | FY 2023 - | \$180,000          | (5307) |
| <b>PROJ.CATEGORY</b> | <b><u>REQUEST OF THE MPO.</u></b>                                |            | FY 2024 - | \$46,000           | (L)    |
| PUBLIC TRANS         |  |            | FY 2024 - | \$180,000          | (5307) |
|                      |  |            | FY 2025 - | \$46,000           | (L)    |
|                      |  |            | FY 2025 - | \$180,000          | (5307) |
|                      |  |            | FY 2026 - | \$46,000           | (L)    |
|                      |  |            | FY 2026 - | \$180,000          | (5307) |
|                      |  |            | FY 2027 - | \$46,000           | (L)    |
|                      |  |            | FY 2027 - | \$180,000          | (5307) |
|                      |  |            | FY 2028 - | \$46,000           | (L)    |
|                      |  |            | FY 2028 - | \$180,000          | (5307) |
|                      |  |            |           | <u>\$1,356,000</u> |        |

\* INDICATES FEDERAL AMENDMENT

Wednesday, February 8, 2023

## REVISIONS TO THE 2020-2029 STIP

TRANSPORTATION PROGRAM  
STIP ADDITIONS

## DIVISION 7

|                      |  |          |           |                    |        |
|----------------------|--|----------|-----------|--------------------|--------|
| TU-0016              | LINK TRANSIT, PLANNING FOR TRANSIT SYSTEM                        | PLANNING | FY 2023 - | \$45,000           | (L)    |
| ALAMANCE             | MANAGEMENT.  |          | FY 2023 - | \$185,000          | (5307) |
| <b>PROJ.CATEGORY</b> | <b><u>ADD FUNDING IN FY 23, 24, 25, 26, 27 AND 28 AT THE</u></b> |          | FY 2024 - | \$45,000           | (L)    |
| PUBLIC TRANS         | <b><u>REQUEST OF THE MPO.</u></b>                                |          | FY 2024 - | \$185,000          | (5307) |
|                      |  |          | FY 2025 - | \$45,000           | (L)    |
|                      |  |          | FY 2025 - | \$185,000          | (5307) |
|                      |  |          | FY 2026 - | \$45,000           | (L)    |
|                      |  |          | FY 2026 - | \$185,000          | (5307) |
|                      |  |          | FY 2027 - | \$45,000           | (L)    |
|                      |  |          | FY 2027 - | \$185,000          | (5307) |
|                      |  |          | FY 2028 - | \$45,000           | (L)    |
|                      |  |          | FY 2028 - | \$185,000          | (5307) |
|                      |  |          |           | <u>\$1,380,000</u> |        |

## DIVISION 9

|                      |   |            |           |                  |       |
|----------------------|---|------------|-----------|------------------|-------|
| TL-0025              | WINSTON SALEM TRANSIT AUTHORITY, THE                          | OPERATIONS | FY 2023 - | \$80,000         | (L)   |
| FORSYTH              | INNOVATIVE COORDINATED ACCESS AND MOBILITY                    |            | FY 2023 - | \$320,000        | (FED) |
| <b>PROJ.CATEGORY</b> | (ICAM) GRANT WILL BE USED TO IMPROVE                          |            |           | <u>\$400,000</u> |       |
| PUBLIC TRANS         | PARATRANSIT TRACKING AND ACCESSIBILITY                        |            |           |                  |       |
|                      | THROUGH GPS AND NOTIFICATION SERVICES, AS                     |            |           |                  |       |
|                      | WELL AS PROVIDE MOBILE TICKETING OPTIONS FOR                  |            |           |                  |       |
|                      | WINSTON SALEM TRANSIT AUTHORITY'S (WSTA) FIXED                |            |           |                  |       |
|                      | ROUTE BUS SERVICES.   |            |           |                  |       |
|                      | <b><u>ADD FUNDING IN FY 23 AT THE REQUEST OF THE MPO.</u></b> |            |           |                  |       |

## DIVISION 11

|                      |  |              |           |                  |       |
|----------------------|--|--------------|-----------|------------------|-------|
| HB-0043              | SR 1523, REPLACE BRIDGE 040047 OVER HELTON             | RIGHT-OF-WAY | FY 2025 - | \$25,000         | (DP)  |
| ASHE                 | CREEK.   |              | FY 2025 - | \$101,000        | (HFB) |
| <b>PROJ.CATEGORY</b> | <b><u>ADD NEW PROJECT AS A RESULT OF RECEIVING</u></b> | CONSTRUCTION | FY 2026 - | \$144,000        | (DP)  |
| DIVISION             | <b><u>FEDERAL RAISE GRANT. DP REPRESENTS RAISE</u></b> |              | FY 2026 - | \$576,000        | (HFB) |
|                      | <b><u>GRANT FUNDS.</u></b>                             |              |           | <u>\$846,000</u> |       |

|                      |  |              |           |                    |       |
|----------------------|--|--------------|-----------|--------------------|-------|
| HB-0044              | SR 1644, REPLACE BRIDGE 040093 OVER NORTH FORK         | RIGHT-OF-WAY | FY 2027 - | \$42,000           | (DP)  |
| ASHE                 | NEW RIVER.   |              | FY 2027 - | \$168,000          | (HFB) |
| <b>PROJ.CATEGORY</b> | <b><u>ADD NEW PROJECT AS A RESULT OF RECEIVING</u></b> | CONSTRUCTION | FY 2028 - | \$240,000          | (DP)  |
| DIVISION             | <b><u>FEDERAL RAISE GRANT. DP REPRESENTS RAISE</u></b> |              | FY 2028 - | \$960,000          | (HFB) |
|                      | <b><u>GRANT FUNDS.</u></b>                             |              |           | <u>\$1,410,000</u> |       |

\* INDICATES FEDERAL AMENDMENT

Wednesday, February 8, 2023

## REVISIONS TO THE 2020-2029 STIP

TRANSPORTATION PROGRAM  
STIP ADDITIONS

## DIVISION 11

|                      |   |              |           |             |       |
|----------------------|---|--------------|-----------|-------------|-------|
| HB-0045              | SR 1609, REPLACE BRIDGE 040183 OVER CRANBERRY CREEK.                | RIGHT-OF-WAY | FY 2027 - | \$28,000    | (DP)  |
| ASHE                 |   |              | FY 2027 - | \$112,000   | (HFB) |
| <b>PROJ.CATEGORY</b> | <b><u>ADD NEW PROJECT AS A RESULT OF RECEIVING</u></b>              | CONSTRUCTION | FY 2028 - | \$160,000   | (DP)  |
| <b>DIVISION</b>      | <b><u>FEDERAL RAISE GRANT. DP REPRESENTS RAISE GRANT FUNDS.</u></b> |              | FY 2028 - | \$640,000   | (HFB) |
|                      |   |              |           | \$940,000   |       |
|                      |   |              |           |             |       |
| HB-0046              | SR 1105, REPLACE BRIDGE 040226 OVER SOUTH FORK NEW RIVER.           | RIGHT-OF-WAY | FY 2024 - | \$36,000    | (DP)  |
| ASHE                 |   |              | FY 2024 - | \$146,000   | (HFB) |
| <b>PROJ.CATEGORY</b> | <b><u>ADD NEW PROJECT AS A RESULT OF RECEIVING</u></b>              | CONSTRUCTION | FY 2025 - | \$208,000   | (DP)  |
| <b>DIVISION</b>      | <b><u>FEDERAL RAISE GRANT. DP REPRESENTS RAISE GRANT FUNDS.</u></b> |              | FY 2025 - | \$832,000   | (HFB) |
|                      |   |              |           | \$1,222,000 |       |
|                      |   |              |           |             |       |
| HB-0047              | SR 1528, REPLACE BRIDGE 040304 OVER HELTON CREEK.                   | RIGHT-OF-WAY | FY 2025 - | \$22,000    | (DP)  |
| ASHE                 |   |              | FY 2025 - | \$90,000    | (HFB) |
| <b>PROJ.CATEGORY</b> | <b><u>ADD NEW PROJECT AS A RESULT OF RECEIVING</u></b>              | CONSTRUCTION | FY 2026 - | \$128,000   | (DP)  |
| <b>DIVISION</b>      | <b><u>FEDERAL RAISE GRANT. DP REPRESENTS RAISE GRANT FUNDS.</u></b> |              | FY 2026 - | \$512,000   | (HFB) |
|                      |   |              |           | \$752,000   |       |
|                      |   |              |           |             |       |
| HB-0048              | SR 1606, REPLACE BRIDGE 040343 OVER CRANBERRY CREEK.                | RIGHT-OF-WAY | FY 2027 - | \$28,000    | (DP)  |
| ASHE                 |   |              | FY 2027 - | \$112,000   | (HFB) |
| <b>PROJ.CATEGORY</b> | <b><u>ADD NEW PROJECT AS A RESULT OF RECEIVING</u></b>              | CONSTRUCTION | FY 2028 - | \$160,000   | (DP)  |
| <b>DIVISION</b>      | <b><u>FEDERAL RAISE GRANT. DP REPRESENTS RAISE GRANT FUNDS.</u></b> |              | FY 2028 - | \$640,000   | (HFB) |
|                      |   |              |           | \$940,000   |       |
|                      |   |              |           |             |       |
| HB-0049              | SR 1602, REPLACE BRIDGE 040351 OVER SOUTH FORK NEW RIVER.           | RIGHT-OF-WAY | FY 2027 - | \$56,000    | (DP)  |
| ASHE                 |   |              | FY 2027 - | \$224,000   | (HFB) |
| <b>PROJ.CATEGORY</b> | <b><u>ADD NEW PROJECT AS A RESULT OF RECEIVING</u></b>              | CONSTRUCTION | FY 2028 - | \$320,000   | (DP)  |
| <b>DIVISION</b>      | <b><u>FEDERAL RAISE GRANT. DP REPRESENTS RAISE GRANT FUNDS.</u></b> |              | FY 2028 - | \$1,280,000 | (HFB) |
|                      |   |              |           | \$1,880,000 |       |

\* INDICATES FEDERAL AMENDMENT

Wednesday, February 8, 2023



## REVISIONS TO THE 2020-2029 STIP

TRANSPORTATION PROGRAM  
STIP ADDITIONS

## DIVISION 11

|                      |   |              |           |                    |       |
|----------------------|---|--------------|-----------|--------------------|-------|
| HB-0050              | SR 1563, REPLACE BRIDGE 040463 OVER NORTH FORK                      | RIGHT-OF-WAY | FY 2027 - | \$56,000           | (DP)  |
| ASHE                 | NEW RIVER.  |              | FY 2027 - | \$224,000          | (HFB) |
| <b>PROJ.CATEGORY</b> | <b><u>ADD NEW PROJECT AS A RESULT OF RECEIVING</u></b>              | CONSTRUCTION | FY 2028 - | \$320,000          | (DP)  |
| <b>DIVISION</b>      | <b><u>FEDERAL RAISE GRANT. DP REPRESENTS RAISE GRANT FUNDS.</u></b> |              | FY 2028 - | <u>\$1,280,000</u> | (HFB) |
|                      |   |              |           | \$1,880,000        |       |
| <br>                 |   |              |           |                    |       |
| HB-0051              | SR 1159, REPLACE BRIDGE 040466 OVER SOUTH FORK                      | RIGHT-OF-WAY | FY 2025 - | \$42,000           | (DP)  |
| ASHE                 | NEW RIVER.  |              | FY 2025 - | \$168,000          | (HFB) |
| <b>PROJ.CATEGORY</b> | <b><u>ADD NEW PROJECT AS A RESULT OF RECEIVING</u></b>              | CONSTRUCTION | FY 2026 - | \$240,000          | (DP)  |
| <b>DIVISION</b>      | <b><u>FEDERAL RAISE GRANT. DP REPRESENTS RAISE GRANT FUNDS.</u></b> |              | FY 2026 - | <u>\$960,000</u>   | (HFB) |
|                      |   |              |           | \$1,410,000        |       |
| <br>                 |   |              |           |                    |       |
| HB-0052              | SR 1104, REPLACE BRIDGE 040477 OVER SOUTH FORK                      | RIGHT-OF-WAY | FY 2024 - | \$36,000           | (DP)  |
| ASHE                 | NEW RIVER.  |              | FY 2024 - | \$146,000          | (HFB) |
| <b>PROJ.CATEGORY</b> | <b><u>ADD NEW PROJECT AS A RESULT OF RECEIVING</u></b>              | CONSTRUCTION | FY 2025 - | \$208,000          | (DP)  |
| <b>DIVISION</b>      | <b><u>FEDERAL RAISE GRANT. DP REPRESENTS RAISE GRANT FUNDS.</u></b> |              | FY 2025 - | <u>\$832,000</u>   | (HFB) |
|                      |   |              |           | \$1,222,000        |       |
| <br>                 |   |              |           |                    |       |
| HB-0053              | SR 1126, REPLACE BRIDGE 040480 OVER NORTH FORK                      | RIGHT-OF-WAY | FY 2027 - | \$25,000           | (DP)  |
| ASHE                 | NEW RIVER.  |              | FY 2027 - | \$101,000          | (HFB) |
| <b>PROJ.CATEGORY</b> | <b><u>ADD NEW PROJECT AS A RESULT OF RECEIVING</u></b>              | CONSTRUCTION | FY 2028 - | \$144,000          | (DP)  |
| <b>DIVISION</b>      | <b><u>FEDERAL RAISE GRANT. DP REPRESENTS RAISE GRANT FUNDS.</u></b> |              | FY 2028 - | <u>\$576,000</u>   | (HFB) |
|                      |   |              |           | \$846,000          |       |
| <br>                 |   |              |           |                    |       |
| HB-0054              | SR 1222, REPLACE BRIDGE 040509 OVER SOUTH FORK                      | RIGHT-OF-WAY | FY 2025 - | \$56,000           | (DP)  |
| ASHE                 | NEW RIVER.  |              | FY 2025 - | \$224,000          | (HFB) |
| <b>PROJ.CATEGORY</b> | <b><u>ADD NEW PROJECT AS A RESULT OF RECEIVING</u></b>              | CONSTRUCTION | FY 2026 - | \$320,000          | (DP)  |
| <b>DIVISION</b>      | <b><u>FEDERAL RAISE GRANT. DP REPRESENTS RAISE GRANT FUNDS.</u></b> |              | FY 2026 - | <u>\$1,280,000</u> | (HFB) |
|                      |   |              |           | \$1,880,000        |       |

\* INDICATES FEDERAL AMENDMENT

Wednesday, February 8, 2023

## REVISIONS TO THE 2020-2029 STIP

TRANSPORTATION PROGRAM  
STIP ADDITIONS

## DIVISION 11

|   |   |                                  |  |
|---|---|----------------------------------|--|
| HB-0055<br>AVERY<br>PROJ.CATEGORY<br>DIVISION | SR 1326, REPLACE BRIDGE 050091 OVER ELK RIVER.<br><u>ADD NEW PROJECT AS A RESULT OF RECEIVING<br/>FEDERAL RAISE GRANT. DP REPRESENTS RAISE<br/>GRANT FUNDS.</u> | RIGHT-OF-WAY<br><br>CONSTRUCTION | FY 2024 - \$28,000 (DP)<br>FY 2024 - \$112,000 (HFB)<br>FY 2025 - \$160,000 (DP)<br>FY 2025 - <u>\$640,000</u> (HFB) |
|   |   |                                  | \$940,000  |

|  |  |                                  |  |
|--|--|----------------------------------|--|
| HB-0056<br>CALDWELL<br>PROJ.CATEGORY<br>DIVISION | SR 1514, REPLACE BRIDGE 130130 OVER YADKIN RIVER.<br><u>ADD NEW PROJECT AS A RESULT OF RECEIVING<br/>FEDERAL RAISE GRANT. DP REPRESENTS RAISE<br/>GRANT FUNDS.</u> | RIGHT-OF-WAY<br><br>CONSTRUCTION | FY 2026 - \$28,000 (DP)<br>FY 2026 - \$112,000 (HFB)<br>FY 2027 - \$160,000 (DP)<br>FY 2027 - <u>\$640,000</u> (HFB) |
|  |  |                                  | \$940,000  |

|  |   |                                  |  |
|--|---|----------------------------------|--|
| * HB-0057<br>CALDWELL<br>PROJ.CATEGORY<br>DIVISION | SR 1356, REPLACE BRIDGE 130185 OVER JOHNS RIVER.<br><u>ADD NEW PROJECT AS A RESULT OF RECEIVING<br/>FEDERAL RAISE GRANT. DP REPRESENTS RAISE<br/>GRANT FUNDS.</u> | RIGHT-OF-WAY<br><br>CONSTRUCTION | FY 2023 - \$28,000 (DP)<br>FY 2023 - \$112,000 (HFB)<br>FY 2024 - \$160,000 (DP)<br>FY 2024 - <u>\$640,000</u> (HFB) |
|  |   |                                  | \$940,000  |

|  |   |                                  |  |
|--|---|----------------------------------|--|
| * HB-0058<br>CALDWELL<br>PROJ.CATEGORY<br>DIVISION | SR 1356, REPLACE BRIDGE 130186 OVER JOHNS RIVER.<br><u>ADD NEW PROJECT AS A RESULT OF RECEIVING<br/>FEDERAL RAISE GRANT. DP REPRESENTS RAISE<br/>GRANT FUNDS.</u> | RIGHT-OF-WAY<br><br>CONSTRUCTION | FY 2023 - \$28,000 (DP)<br>FY 2023 - \$112,000 (HFB)<br>FY 2024 - \$160,000 (DP)<br>FY 2024 - <u>\$640,000</u> (HFB) |
|  |   |                                  | \$940,000  |

|  |   |                                  |  |
|--|---|----------------------------------|--|
| * HB-0059<br>CALDWELL<br>PROJ.CATEGORY<br>DIVISION | SR 1356, REPLACE BRIDGE 130275 OVER JOHNS RIVER.<br><u>ADD NEW PROJECT AS A RESULT OF RECEIVING<br/>FEDERAL RAISE GRANT. DP REPRESENTS RAISE<br/>GRANT FUNDS.</u> | RIGHT-OF-WAY<br><br>CONSTRUCTION | FY 2023 - \$28,000 (DP)<br>FY 2023 - \$112,000 (HFB)<br>FY 2024 - \$160,000 (DP)<br>FY 2024 - <u>\$640,000</u> (HFB) |
|  |   |                                  | \$940,000  |

\* INDICATES FEDERAL AMENDMENT

Wednesday, February 8, 2023

## REVISIONS TO THE 2020-2029 STIP

TRANSPORTATION PROGRAM  
STIP ADDITIONS

## DIVISION 11

|  |  |                                  |   |
|--|--|----------------------------------|---|
| * HB-0060<br>CALDWELL<br>PROJ.CATEGORY<br>DIVISION | SR 1356, REPLACE BRIDGE 130317 OVER JOHNS RIVER.<br><b><u>ADD NEW PROJECT AS A RESULT OF RECEIVING<br/>FEDERAL RAISE GRANT. DP REPRESENTS RAISE<br/>GRANT FUNDS.</u></b>               | RIGHT-OF-WAY<br><br>CONSTRUCTION | FY 2023 - \$36,000 (DP)<br>FY 2023 - \$146,000 (HFB)<br>FY 2024 - \$208,000 (DP)<br>FY 2024 - <u>\$832,000</u> (HFB)<br>\$1,222,000 |
| HB-0061<br>CALDWELL<br>PROJ.CATEGORY<br>DIVISION   | SR 1574, REPLACE BRIDGE 130349 OVER JONES<br>CREEK.<br><b><u>ADD NEW PROJECT AS A RESULT OF RECEIVING<br/>FEDERAL RAISE GRANT. DP REPRESENTS RAISE<br/>GRANT FUNDS.</u></b>            | RIGHT-OF-WAY<br><br>CONSTRUCTION | FY 2026 - \$22,000 (DP)<br>FY 2026 - \$90,000 (HFB)<br>FY 2027 - \$128,000 (DP)<br>FY 2027 - <u>\$512,000</u> (HFB)<br>\$752,000    |
| HB-0062<br>WATAUGA<br>PROJ.CATEGORY<br>DIVISION    | SR 1594, REPLACE BRIDGE 940319 OVER WATAUGA<br>RIVER.<br><b><u>ADD NEW PROJECT AS A RESULT OF RECEIVING<br/>FEDERAL RAISE GRANT. DP REPRESENTS RAISE<br/>GRANT FUNDS.</u></b>          | RIGHT-OF-WAY<br><br>CONSTRUCTION | FY 2024 - \$28,000 (DP)<br>FY 2024 - \$112,000 (HFB)<br>FY 2025 - \$160,000 (DP)<br>FY 2025 - <u>\$640,000</u> (HFB)<br>\$940,000   |
| HB-0063<br>WILKES<br>PROJ.CATEGORY<br>DIVISION     | SR 1559, REPLACE BRIDGE 960341 OVER MID FORK<br>REDDIES RIVER.<br><b><u>ADD NEW PROJECT AS A RESULT OF RECEIVING<br/>FEDERAL RAISE GRANT. DP REPRESENTS RAISE<br/>GRANT FUNDS.</u></b> | RIGHT-OF-WAY<br><br>CONSTRUCTION | FY 2024 - \$28,000 (DP)<br>FY 2024 - \$112,000 (HFB)<br>FY 2025 - \$160,000 (DP)<br>FY 2025 - <u>\$640,000</u> (HFB)<br>\$940,000   |
| HB-0064<br>WILKES<br>PROJ.CATEGORY<br>DIVISION     | SR 1567, REPLACE BRIDGE 960655 OVER WINGLER<br>CREEK.<br><b><u>ADD NEW PROJECT AS A RESULT OF RECEIVING<br/>FEDERAL RAISE GRANT. DP REPRESENTS RAISE<br/>GRANT FUNDS.</u></b>          | RIGHT-OF-WAY<br><br>CONSTRUCTION | FY 2024 - \$22,000 (DP)<br>FY 2024 - \$90,000 (HFB)<br>FY 2025 - \$128,000 (DP)<br>FY 2025 - <u>\$512,000</u> (HFB)<br>\$752,000    |

\* INDICATES FEDERAL AMENDMENT

Wednesday, February 8, 2023

## REVISIONS TO THE 2020-2029 STIP

TRANSPORTATION PROGRAM  
STIP ADDITIONS

## DIVISION 11

|                      |   |              |           |              |       |
|----------------------|---|--------------|-----------|--------------|-------|
| HB-0065              | SR 1170, REPLACE BRIDGE 960691 OVER STONY FORK CREEK.               | RIGHT-OF-WAY | FY 2026 - | \$25,000     | (DP)  |
| WILKES               |   |              | FY 2026 - | \$101,000    | (HFB) |
| <b>PROJ.CATEGORY</b> | <b><u>ADD NEW PROJECT AS A RESULT OF RECEIVING</u></b>              | CONSTRUCTION | FY 2027 - | \$144,000    | (DP)  |
| <b>DIVISION</b>      | <b><u>FEDERAL RAISE GRANT. DP REPRESENTS RAISE GRANT FUNDS.</u></b> |              | FY 2027 - | \$576,000    | (HFB) |
|                      |   |              |           | \$846,000    |       |
| HB-0066              | SR 1355, REPLACE BRIDGE 960340 OVER SOUTH FORK REDDIES RIVER.       | RIGHT-OF-WAY | FY 2024 - | \$28,000     | (DP)  |
| WILKES               |   |              | FY 2024 - | \$112,000    | (HFB) |
| <b>PROJ.CATEGORY</b> | <b><u>ADD NEW PROJECT AS A RESULT OF RECEIVING</u></b>              | CONSTRUCTION | FY 2025 - | \$160,000    | (DP)  |
| <b>DIVISION</b>      | <b><u>FEDERAL RAISE GRANT. DP REPRESENTS RAISE GRANT FUNDS.</u></b> |              | FY 2025 - | \$640,000    | (HFB) |
|                      |   |              |           | \$940,000    |       |
| HB-0067              | SR 1433, REPLACE BRIDGE 020082 OVER BRUSH CREEK.                    | RIGHT-OF-WAY | FY 2024 - | \$28,000     | (DP)  |
| ALLEGHANY            |   |              | FY 2024 - | \$112,000    | (HFB) |
| <b>PROJ.CATEGORY</b> | <b><u>ADD NEW PROJECT AS A RESULT OF RECEIVING</u></b>              | CONSTRUCTION | FY 2025 - | \$160,000    | (DP)  |
| <b>DIVISION</b>      | <b><u>FEDERAL RAISE GRANT. DP REPRESENTS RAISE GRANT FUNDS.</u></b> |              | FY 2025 - | \$640,000    | (HFB) |
|                      |   |              |           | \$940,000    |       |
| HB-0068              | SR 1527, REPLACE BRIDGE 040048 OVER HELTON CREEK.                   | RIGHT-OF-WAY | FY 2024 - | \$28,000     | (DP)  |
| ASHE                 |   |              | FY 2024 - | \$112,000    | (HFB) |
| <b>PROJ.CATEGORY</b> | <b><u>ADD NEW PROJECT AS A RESULT OF RECEIVING</u></b>              | CONSTRUCTION | FY 2025 - | \$160,000    | (DP)  |
| <b>DIVISION</b>      | <b><u>FEDERAL RAISE GRANT. DP REPRESENTS RAISE GRANT FUNDS.</u></b> |              | FY 2025 - | \$640,000    | (HFB) |
|                      |   |              |           | \$940,000    |       |
| HB-0069              | US 421 BUSINESS, REPLACE BRIDGE 960012 OVER REDDIES RIVER.          | RIGHT-OF-WAY | FY 2025 - | \$336,000    | (DP)  |
| WILKES               |   |              | FY 2025 - | \$1,344,000  | (HFB) |
| <b>PROJ.CATEGORY</b> | <b><u>ADD NEW PROJECT AS A RESULT OF RECEIVING</u></b>              | CONSTRUCTION | FY 2027 - | \$1,920,000  | (DP)  |
| <b>REGIONAL</b>      | <b><u>FEDERAL RAISE GRANT. DP REPRESENTS RAISE GRANT FUNDS.</u></b> |              | FY 2027 - | \$7,680,000  | (HFB) |
|                      |   |              |           | \$11,280,000 |       |

\* INDICATES FEDERAL AMENDMENT

Wednesday, February 8, 2023

## REVISIONS TO THE 2020-2029 STIP

TRANSPORTATION PROGRAM  
STIP ADDITIONS

## STATEWIDE

|                      |   |             |           |                  |        |
|----------------------|---|-------------|-----------|------------------|--------|
| * HV-0001            | VARIOUS, CONSTRUCTION OF ELECTRIC VEHICLE | ENGINEERING | FY 2023 - | <u>\$721,000</u> | (NEVI) |
| STATEWIDE            | SUPPLY EQUIPMENT ALONG NORTH CAROLINA'S   |             |           | \$721,000        |        |
| <b>PROJ.CATEGORY</b> | ALTERNATIVE CORRIDORS                     |             |           |                  |        |
| DIVISION             | <u>PROJECT ADDED AT REQUEST OF MPO.</u>   |             |           |                  |        |

## STIP MODIFICATIONS

## DIVISION 1

|                      |   |              |           |                    |        |
|----------------------|---|--------------|-----------|--------------------|--------|
| HB-0001              | US 64, REPLACE BRIDGE NUMBER 7 OVER ALLIGATOR       | RIGHT-OF-WAY | FY 2023 - | \$500,000          | (HFB)  |
| TYRRELL              | RIVER.  | UTILITIES    | FY 2023 - | \$500,000          | (HFB)  |
| <b>PROJ.CATEGORY</b> | <u>PROGRAM RIGHT-OF-WAY AND UTILITIES IN FY 23</u>  | CONSTRUCTION | FY 2024 - | \$39,824,000       | (DP)   |
| STATEWIDE            | <u>AND CONSTRUCTION IN FY 24 NOT PREVIOUSLY</u>     |              | FY 2024 - | \$9,956,000        | (HFB)  |
|                      | <u>PROGRAMMED DUE TO AWARD OF FEDERAL GRANT.</u>    |              | FY 2025 - | \$50,304,000       | (DP)   |
|                      | <u>'DP' FUNDS REPRESENT FEDERAL MEGA GRANT</u>      |              | FY 2025 - | \$12,576,000       | (HFB)  |
|                      | <u>FUNDS.</u>                                       |              | FY 2026 - | \$3,972,000        | (DP)   |
|                      |   |              | FY 2026 - | \$39,841,000       | (BFP)  |
|                      |   |              | FY 2026 - | \$2,299,000        | (T)    |
|                      |   |              | FY 2026 - | \$11,528,000       | (HFB)  |
|                      |   |              | FY 2027 - | \$37,652,000       | (BFP)  |
|                      |   |              | FY 2027 - | \$2,172,000        | (T)    |
|                      |   |              | FY 2027 - | \$9,956,000        | (HFB)  |
|                      |   |              | FY 2028 - | \$31,707,000       | (BFP)  |
|                      |   |              | FY 2028 - | \$1,829,000        | (T)    |
|                      |   |              | FY 2028 - | <u>\$8,384,000</u> | (HFB)  |
|                      |   |              |           | \$263,000,000      |        |
| HB-0001A             | US 64, BROADBAND AND ITS INSTALLATION FROM I-95     | CONSTRUCTION | FY 2026 - | \$15,900,000       | (DP)   |
| DARE                 | INTERCHANGE TO NC 12.                               |              | FY 2026 - | \$5,300,000        | (HSIP) |
| EDGEcombe            | <u>PROGRAM CONSTRUCTION IN FY 26 NOT PREVIOUSLY</u> |              | FY 2026 - | <u>\$5,300,000</u> | (T)    |
| MARTIN               | <u>PROGRAMMED DUE TO AWARD OF FEDERAL GRANT.</u>    |              |           | \$26,500,000       |        |
| NASH                 | <u>'DP' FUNDS REPRESENT FEDERAL MEGA GRANT</u>      |              |           |                    |        |
| TYRRELL              | <u>FUNDS.</u>                                       |              |           |                    |        |
| WASHINGTON           |   |              |           |                    |        |
| <b>PROJ.CATEGORY</b> |   |              |           |                    |        |
| STATEWIDE            |   |              |           |                    |        |

\* INDICATES FEDERAL AMENDMENT

Wednesday, February 8, 2023

10

## REVISIONS TO THE 2020-2029 STIP

TRANSPORTATION PROGRAM  
STIP MODIFICATIONS

## DIVISION 1

|                      |   |              |           |                     |     |
|----------------------|---|--------------|-----------|---------------------|-----|
| R-5809A              | NC 45, WASHINGTON COUNTY LINE TO US 17 AT                 | RIGHT-OF-WAY | FY 2023 - | \$5,000             | (T) |
| BERTIE               | MIDWAY.   | UTILITIES    | FY 2023 - | \$2,210,000         | (T) |
| <b>PROJ.CATEGORY</b> | <b><u>TO ALLOW ADDITIONAL TIME FOR UTILITY</u></b>        |              | FY 2024 - | \$2,210,000         | (T) |
| DIVISION             | <b><u>COORDINATION, DELAY CONSTRUCTION FROM FY 23</u></b> | CONSTRUCTION | FY 2024 - | \$174,000           | (T) |
|                      | <b><u>TO FY 24.</u></b>                                   |              | FY 2025 - | \$7,865,000         | (T) |
|                      |   |              | FY 2026 - | \$6,484,000         | (T) |
|                      |   |              | FY 2027 - | \$2,876,000         | (T) |
|                      |   |              |           | <u>\$21,824,000</u> |     |

## DIVISION 2

|                      |  |              |           |           |        |
|----------------------|--|--------------|-----------|-----------|--------|
| HS-2002Q             | US 258, US 258 BETWEEN NC 24 IN RICHLANDS AND US           | CONSTRUCTION | FY 2025 - | \$357,000 | (HSIP) |
| JONES                | 70 IN KINSTON.   |              | FY 2026 - | \$228,000 | (HSIP) |
| LENOIR               | <b><u>MODIFY PROJECT DESCRIPTION TO EXTEND PROJECT</u></b> |              |           | \$585,000 |        |
| ONslow               | <b><u>LIMITS.</u></b>                                      |              |           |           |        |
| <b>PROJ.CATEGORY</b> |  |              |           |           |        |
| REGIONAL             |  |              |           |           |        |

|                      |  |              |           |           |        |
|----------------------|--|--------------|-----------|-----------|--------|
| HS-2002S             | NC 43, NC 43 BETWEEN NC 118 IN CRAVEN COUNTY               | CONSTRUCTION | FY 2024 - | \$760,000 | (HSIP) |
| CRAVEN               | AND SR 1730 (HERMAN GARRIS ROAD) IN PITT                   |              |           | \$760,000 |        |
| EDGEcombe            | COUNTY, NC 43 BETWEEN SR 1205 (ROCK SPRING                 |              |           |           |        |
| PITT                 | ROAD) AND THE SOUTHERN LIMITS OF FALKLAND, AND             |              |           |           |        |
| <b>PROJ.CATEGORY</b> | NC 43 BETWEEN THE NORTHERN LIMITS OF FALKLAND              |              |           |           |        |
| REGIONAL             | IN PITT COUNTY AND NC 42 IN EDGEcombe COUNTY.              |              |           |           |        |
|                      | INSTALL RUMBLE STRIPES WITH SIX-INCH PAVEMENT              |              |           |           |        |
|                      | MARKINGS.  |              |           |           |        |
|                      | <b><u>ADD PROJECT BREAK AT THE REQUEST OF THE</u></b>      |              |           |           |        |
|                      | <b><u>TRANSPORTATION MOBILITY AND SAFETY DIVISION.</u></b> |              |           |           |        |

|                      |  |              |           |           |        |
|----------------------|--|--------------|-----------|-----------|--------|
| HS-2002T             | US 264, US 264 BETWEEN THE WILSON COUNTY LINE              | CONSTRUCTION | FY 2024 - | \$378,000 | (HSIP) |
| GREENE               | AND SR 1128 (DAVENPORT FARM ROAD) / SR 1206                |              |           | \$378,000 |        |
| PITT                 | (BELL ARTHUR ROAD) IN PITT COUNTY. INSTALL                 |              |           |           |        |
| <b>PROJ.CATEGORY</b> | RUMBLE STRIPES.  |              |           |           |        |
| REGIONAL             | <b><u>ADD PROJECT BREAK AT THE REQUEST OF THE</u></b>      |              |           |           |        |
|                      | <b><u>TRANSPORTATION MOBILITY AND SAFETY DIVISION.</u></b> |              |           |           |        |

\* INDICATES FEDERAL AMENDMENT

Wednesday, February 8, 2023

## REVISIONS TO THE 2020-2029 STIP

TRANSPORTATION PROGRAM  
STIP MODIFICATIONS

## DIVISION 2

|  |   |              |  |
|--|---|--------------|--|
| * HS-2002U<br>CARTERET<br><b>PROJ.CATEGORY</b><br>DIVISION | SR 1310 (LENNOXVILLE ROAD), SR 1310 (LENNOXVILLE ROAD) AT CARTERET AVENUE IN BEAUFORT. INSTALL CROSSWALK SIGNALIZATION.<br><b><u>ADD PROJECT BREAK AT THE REQUEST OF THE TRANSPORTATION MOBILITY AND SAFETY DIVISION.</u></b> | CONSTRUCTION | FY 2023 - <u>\$25,000</u> (HSIP)<br>\$25,000 |
|--|---|--------------|--|

|  |   |              |  |
|--|---|--------------|--|
| RC-2002A<br>PITT<br><b>PROJ.CATEGORY</b><br>DIVISION | EAST STREET, CLOSURE OF EAST STREET AT CSX (CROSSING 628 794Y) IN BETHEL.<br><b><u>ADD PROJECT BREAK AT THE REQUEST OF THE RAIL DIVISION.</u></b> | CONSTRUCTION | FY 2024 - <u>\$560,000</u> (RR)<br>\$560,000 |
|--|---|--------------|--|

## DIVISION 3

|  |   |              |   |
|--|---|--------------|---|
| EB-6039<br>NEW HANOVER<br><b>PROJ.CATEGORY</b><br>DIVISION | CAROLINA BEACH, CONSTRUCT BIKE LANES ALONG ST. JOSEPH AVENUE AND LEWIS DRIVE FROM LAKE PARK BOULEVARD TO ACCESS DRIVE IN CAROLINA BEACH.<br><b><u>AT THE REQUEST OF THE MUNICIPALITY, DELAY CONSTRUCTION FROM FY 23 TO FY 24.</u></b> | CONSTRUCTION | FY 2024 - \$398,000 (BGDA)<br>FY 2024 - <u>\$100,000</u> (L)<br>\$498,000 |
|--|---|--------------|---|

|                        |  |  |  |
|------------------------|--|--|--|
| HB-0039<br>NEW HANOVER | US 17/76/421, REPLACE BRIDGE 640013 (CAPE FEAR MEMORIAL BRIDGE) OVER CAPE FEAR RIVER.<br><b><u>PROGRAMMED FOR PLANNING AND ENVIRONMENTAL STUDY ONLY USING HIGHWAY FUNDS.</u></b> |  |  |
|------------------------|--|--|--|

|   |   |              |  |
|---|---|--------------|--|
| HS-2003X<br>ONSLow<br><b>PROJ.CATEGORY</b><br>STATEWIDE | NC 24, AT SR 1514 (PHILLIPS LOOP ROAD) IN SWANSBORO. INSTALL CROSSWALKS WITH PEDESTRIAN SIGNALS AND ADVANCE FLASHERS.<br><b><u>ADD PROJECT BREAK AT THE REQUEST OF THE TRANSPORTATION MOBILITY AND SAFETY DIVISION.</u></b> | CONSTRUCTION | FY 2026 - <u>\$202,000</u> (HSIP)<br>\$202,000 |
|---|---|--------------|--|

|  |  |              |  |
|--|--|--------------|--|
| HS-2003Y<br>NEW HANOVER<br><b>PROJ.CATEGORY</b><br>STATEWIDE | US 117 / NC 132 (COLLEGE ROAD), AT SR 2313 (WILSHIRE BOULEVARD) IN WILMINGTON. INSTALL PEDESTRIAN COUNTDOWN HEADS.<br><b><u>ADD PROJECT BREAK AT THE REQUEST OF THE TRANSPORTATION MOBILITY AND SAFETY DIVISION.</u></b> | CONSTRUCTION | FY 2026 - <u>\$63,000</u> (HSIP)<br>\$63,000 |
|--|--|--------------|--|

\* INDICATES FEDERAL AMENDMENT

Wednesday, February 8, 2023

## REVISIONS TO THE 2020-2029 STIP

TRANSPORTATION PROGRAM  
STIP MODIFICATIONS

## DIVISION 3

|   |  |   |  |
|---|--|---|--|
| HS-2003Z<br>NEW HANOVER<br><b>PROJ.CATEGORY</b><br>REGIONAL                 | US 17-76 (WOOSTER STREET), AT SR 1217 (17TH STREET) IN WILMINGTON. REVISE TRAFFIC SIGNAL AND INSTALL PEDESTRIAN COUNTDOWN HEADS.<br><b><u>ADD PROJECT BREAK AT THE REQUEST OF THE TRANSPORTATION MOBILITY AND SAFETY DIVISION.</u></b>   | CONSTRUCTION                                      | FY 2026 - <u>\$114,000</u> (HSIP)<br>\$114,000   |
| R-5850<br>PENDER<br><b>PROJ.CATEGORY</b><br>DIVISION                        | NC 53, US 117 BYPASS TO STAG PARK ROAD. WIDEN TO THREE LANES.<br><b><u>TO ALLOW ADDITIONAL TIME FOR PLANNING AND DESIGN, DELAY RIGHT-OF-WAY AND UTILITIES FROM FY 23 TO FY 25 AND CONSTRUCTION FROM FY 25 TO FY 27.</u></b>  | RIGHT-OF-WAY<br><br>UTILITIES<br><br>CONSTRUCTION | FY 2025 - \$225,000 (BGLT5)<br>FY 2026 - \$2,697,000 (BGLT5)<br>FY 2027 - \$1,798,000 (BGLT5)<br>FY 2028 - \$590,000 (BGLT5)<br>FY 2029 - \$590,000 (BGLT5)<br>FY 2025 - \$954,000 (BGLT5)<br>FY 2026 - \$954,000 (BGLT5)<br>FY 2027 - \$63,000 (BGLT5)<br>FY 2028 - \$4,598,000 (BGLT5)<br>FY 2029 - <u>\$1,639,000</u> (BGLT5)<br>\$14,108,000 |
| U-5787<br>ON SLOW<br><b>PROJ.CATEGORY</b><br>DIVISION                       | SR 2715 (TRADE STREET), NC 53 (WESTERN BOULEVARD) TO MCDANIEL DRIVE IN JACKSONVILLE. CONSTRUCT ROADWAY ON NEW LOCATION.<br><b><u>TO ALLOW ADDITIONAL TIME TO ADDRESS CONSTRUCTABILITY CHALLENGES, DELAY RIGHT-OF-WAY AND UTILITIES FROM FY 23 TO FY 24 AND CONSTRUCTION FROM FY 25 TO FY 26.</u></b> | RIGHT-OF-WAY<br><br>UTILITIES<br><br>CONSTRUCTION | FY 2024 - \$435,000 (T)<br>FY 2025 - \$5,222,000 (T)<br>FY 2026 - \$5,222,000 (T)<br>FY 2027 - \$1,360,000 (T)<br>FY 2028 - \$1,360,000 (T)<br>FY 2024 - \$1,104,000 (T)<br>FY 2025 - \$1,104,000 (T)<br>FY 2026 - \$52,000 (T)<br>FY 2027 - \$3,356,000 (T)<br>FY 2028 - <u>\$1,792,000</u> (T)<br>\$21,007,000                                 |
| <b>DIVISION 4</b><br>* HS-2004Q<br>NASH<br><b>PROJ.CATEGORY</b><br>REGIONAL | US 64, US 64 AT BRIDGES 19 AND 20 OVER TAR RIVER. PAVEMENT IMPROVEMENTS.<br><b><u>ADD PROJECT BREAK AT THE REQUEST OF THE TRANSPORTATION MOBILITY AND SAFETY DIVISION.</u></b>   | CONSTRUCTION                                      | FY 2023 - <u>\$521,000</u> (HSIP)<br>\$521,000   |

\* INDICATES FEDERAL AMENDMENT

Wednesday, February 8, 2023



## REVISIONS TO THE 2020-2029 STIP

TRANSPORTATION PROGRAM  
STIP MODIFICATIONS

## DIVISION 4

|  |   |              |  |
|--|---|--------------|--|
| * HS-2004R<br>EDGECOMBE<br>HALIFAX<br><b>PROJ.CATEGORY</b><br>REGIONAL | US 258, US 258 BETWEEN THE PITT COUNTY LINE AND<br>US 64 IN EDGECOMBE COUNTY AND BETWEEN<br>PRINCEVILLE AND SR 1102 (MULLIN ROAD) IN HALIFAX<br>COUNTY. INSTALL LONG LIFE PAVEMENT MARKINGS,<br>SNOWPLOWABLE PAVEMENT MARKERS, AND RUMBLE<br>STRIPES. | CONSTRUCTION | FY 2023 - <u>      \$780,000      </u> (HSIP)<br>\$780,000 |
|--|---|--------------|--|

**ADD PROJECT BREAK AT THE REQUEST OF THE  
TRANSPORTATION MOBILITY AND SAFETY DIVISION.**

|  |   |              |  |
|--|---|--------------|--|
| * HS-2004S<br>JOHNSTON<br><b>PROJ.CATEGORY</b><br>DIVISION | SR 1902 (GLEN LAUREL ROAD), SR 1902 (GLEN LAUREL<br>ROAD) AT SR 1903 (VINSON ROAD). TRAFFIC SIGNAL<br>INSTALLATION. | CONSTRUCTION | FY 2023 - <u>      \$96,000      </u> (HSIP)<br>\$96,000 |
|--|---|--------------|--|

**ADD PROJECT BREAK AT THE REQUEST OF THE  
TRANSPORTATION MOBILITY AND SAFETY DIVISION.**

|  |  |   |  |
|--|--|---|--|
| RC-2004B<br>JOHNSTON<br><b>PROJ.CATEGORY</b><br>DIVISION | SR 2383 (PRESTON STREET), CLOSURE OF SR 2383<br>(PRESTON STREET) AT CSX (CROSSING 629 950L) IN<br>SELMA. | RIGHT-OF-WAY<br>UTILITIES<br>CONSTRUCTION | FY 2024 - \$50,000 (RR)<br>FY 2024 - \$20,000 (RR)<br>FY 2025 - <u>      \$500,000      </u> (RR)<br>\$570,000 |
|--|--|---|--|

**ADD PROJECT BREAK AT THE REQUEST OF THE RAIL  
DIVISION.**

|   |  |              |   |
|---|--|--------------|---|
| U-4424<br>EDGECOMBE<br><b>PROJ.CATEGORY</b><br>DIVISION | NC 111 (WILSON STREET), US 64 ALTERNATE<br>(WESTERN BOULEVARD) TO NC 122 (MCNAIR ROAD).<br>WIDEN TO THREE LANES. | CONSTRUCTION | FY 2023 - \$200,000 (T)<br>FY 2024 - \$8,600,000 (T)<br>FY 2025 - \$8,000,000 (T)<br>FY 2026 - <u>      \$3,200,000      </u> (T)<br>\$20,000,000 |
|---|--|--------------|---|

**COST INCREASE EXCEEDING \$2 MILLION AND 25%  
THRESHOLDS.**

## DIVISION 5

|  |  |                              |   |
|--|--|------------------------------|---|
| * B-5674<br>DURHAM<br><b>PROJ.CATEGORY</b><br>REGIONAL | US 15 / US 501 NORTHBOUND, REPLACE BRIDGE<br>310080 OVER SR 1308 (CORNWALLIS ROAD) IN<br>DURHAM. | RIGHT-OF-WAY<br>CONSTRUCTION | FY 2023 - \$700,000 (BFP)<br>FY 2025 - \$4,617,000 (BFP)<br>FY 2026 - <u>      \$833,000      </u> (BFP)<br>\$6,150,000 |
|--|--|------------------------------|---|

**COST INCREASE EXCEEDING \$2 MILLION AND 25%  
THRESHOLDS.**

\* INDICATES FEDERAL AMENDMENT

Wednesday, February 8, 2023

REVISIONS TO THE 2020-2029 STIP

TRANSPORTATION PROGRAM  
STIP MODIFICATIONS

**DIVISION 5**

|                      |   |              |                 |                      |          |
|----------------------|---|--------------|-----------------|----------------------|----------|
| * B-5684             | US 401 (CAPITAL BOULEVARD), REPLACE BRIDGE                | RIGHT-OF-WAY | FY 2023 -       | \$430,000            | (BFP)    |
| WAKE                 | 910146 OVER CRABTREE CREEK IN RALEIGH.                    | UTILITIES    | FY 2023 -       | \$380,000            | (BFP)    |
| <b>PROJ.CATEGORY</b> | <b><u>COST INCREASE EXCEEDING \$2 MILLION AND 25%</u></b> | CONSTRUCTION | FY 2024 -       | \$1,180,000          | (BFP)    |
| REGIONAL             | <b><u>THRESHOLDS.</u></b>                                 |              | FY 2025 -       | \$7,034,000          | (BFP)    |
|                      |   |              | FY 2026 -       | \$3,386,000          | (BFP)    |
|                      |   |              |                 | <u>\$12,410,000</u>  |          |
|                      |   |              |                 |                      |          |
| * HL-0033            | (SR 3126) AIRPORT BOULEVARD, GARDEN SQUARE                | UTILITIES    | FY 2023 -       | \$60,000             | (BGDA)   |
| WAKE                 | LANE TO SR 1637 (CHURCH STREET) IN MORRISVILLE.           |              | FY 2023 -       | \$40,000             | (L)      |
| <b>PROJ.CATEGORY</b> | CONSTRUCT ROADWAY ON NEW LOCATION.                        | CONSTRUCTION | FY 2023 -       | \$2,540,000          | (BGDA)   |
| DIVISION             | <b><u>COST INCREASE EXCEEDING \$2 MILLION AND 25%</u></b> |              | FY 2023 -       | \$635,000            | (L)      |
|                      | <b><u>THRESHOLDS.</u></b>                                 |              | FY 2024 -       | \$5,008,000          | (BGDA)   |
|                      |   |              | FY 2024 -       | \$1,252,000          | (L)      |
|                      |   |              | FY 2025 -       | \$932,000            | (BGDA)   |
|                      |   |              | FY 2025 -       | \$233,000            | (L)      |
|                      |   |              |                 | <u>\$10,700,000</u>  |          |
|                      |   |              |                 |                      |          |
| P-5717               | NORFOLK SOUTHERN H LINE, CROSSING 734742W AT              | CONSTRUCTION | FY 2024 -       | \$5,298,000          | (T)      |
| DURHAM               | SR 1121 (CORNWALLIS ROAD) IN DURHAM.                      |              | FY 2025 -       | \$13,532,000         | (T)      |
| <b>PROJ.CATEGORY</b> | CONSTRUCT GRADE SEPARATION.                               |              | FY 2026 -       | \$9,056,000          | (T)      |
| REGIONAL             | <b><u>COST INCREASE EXCEEDING \$2 MILLION AND 25%</u></b> |              | FY 2027 -       | \$2,814,000          | (T)      |
|                      | <b><u>THRESHOLDS.</u></b>                                 |              |                 | <u>\$30,700,000</u>  |          |
|                      |   |              |                 |                      |          |
| * R-2829A            | NEW ROUTE (FUTURE NC 540), I-40 TO SOUTH OF               | RIGHT-OF-WAY | FY 2023 -       | \$5,000,000          | (BONDRT) |
| WAKE                 | ROCK QUARRY ROAD. CONSTRUCT FREEWAY ON NEW                |              | FY 2024 -       | \$20,000,000         | (BONDRT) |
| <b>PROJ.CATEGORY</b> | LOCATION.   |              | FY 2025 -       | \$10,452,000         | (BOND R) |
| STATEWIDE            | <b><u>SCHEDULE CHANGE ADJUSTMENT TO ACCOUNT FOR</u></b>   |              | FY 2026 -       | \$20,905,000         | (BOND R) |
|                      | <b><u>LOAN FROM NCDOT TO NCTA.</u></b>                    |              | FY 2027 -       | \$10,452,000         | (BOND R) |
|                      |   | UTILITIES    | FY 2023 -       | \$5,000,000          | (BONDRT) |
|                      |   |              | FY 2025 -       | \$1,165,000          | (BOND R) |
|                      |   |              | FY 2026 -       | \$1,166,000          | (BOND R) |
|                      |   | GARVEE CON   | FY 2026 -       | \$11,261,000         | (NHP)    |
|                      |   |              | FY 2027 -       | \$11,261,000         | (NHP)    |
|                      |   |              | FY 2028 -       | \$11,261,000         | (NHP)    |
|                      |   |              | FY 2029 -       | \$11,261,000         | (NHP)    |
|                      |   |              | AFTER FY 2029 - | \$123,871,000        | (NHP)    |
|                      |   | CONSTRUCTION | FY 2023 -       | \$5,000,000          | (BONDRT) |
|                      |   |              | FY 2024 -       | \$10,000,000         | (BONDRT) |
|                      |   |              | FY 2026 -       | \$10,937,000         | (S(M))   |
|                      |   |              | FY 2026 -       | \$61,100,000         | (BOND R) |
|                      |   |              | FY 2027 -       | \$10,937,000         | (S(M))   |
|                      |   |              | FY 2028 -       | \$10,938,000         | (S(M))   |
|                      |   |              | FY 2029 -       | \$10,938,000         | (S(M))   |
|                      |   |              |                 | <u>\$362,905,000</u> |          |

\* INDICATES FEDERAL AMENDMENT

## REVISIONS TO THE 2020-2029 STIP

TRANSPORTATION PROGRAM  
STIP MODIFICATIONS

## DIVISION 5

|                      |  |              |                 |               |          |
|----------------------|--|--------------|-----------------|---------------|----------|
| * R-2829B            | NEW ROUTE (FUTURE NC 540), SOUTH OF ROCK                 | RIGHT-OF-WAY | FY 2023 -       | \$10,000,000  | (BONDRT) |
| WAKE                 | QUARRY ROAD TO I-87 / US 64 / US 264 BYPASS.             |              | FY 2024 -       | \$25,000,000  | (BONDRT) |
| <b>PROJ.CATEGORY</b> | CONSTRUCT FREEWAY ON NEW LOCATION.                       |              | FY 2025 -       | \$8,445,000   | (BOND R) |
| STATEWIDE            | <b><u>SCHEDULE CHANGE ADJUSTMENT TO ACCOUNT FOR</u></b>  |              | FY 2026 -       | \$16,890,000  | (BOND R) |
|                      | <b><u>LOAN FROM NCDOT TO NCTA.</u></b>                   |              | FY 2027 -       | \$8,471,000   | (BOND R) |
|                      |  | UTILITIES    | FY 2023 -       | \$5,000,000   | (BONDRT) |
|                      |  |              | FY 2025 -       | \$250,000     | (BOND R) |
|                      |  |              | FY 2026 -       | \$250,000     | (BOND R) |
|                      |  | GARVEE CON   | FY 2026 -       | \$11,261,000  | (NHP)    |
|                      |  |              | FY 2027 -       | \$11,261,000  | (NHP)    |
|                      |  |              | FY 2028 -       | \$11,261,000  | (NHP)    |
|                      |  |              | FY 2029 -       | \$11,261,000  | (NHP)    |
|                      |  |              | AFTER FY 2029 - | \$123,871,000 | (NHP)    |
|                      |  | CONSTRUCTION | FY 2023 -       | \$5,000,000   | (BONDRT) |
|                      |  |              | FY 2024 -       | \$10,000,000  | (BONDRT) |
|                      |  |              | FY 2026 -       | \$10,937,000  | (S(M))   |
|                      |  |              | FY 2026 -       | \$230,902,000 | (BOND R) |
|                      |  |              | FY 2027 -       | \$10,937,000  | (S(M))   |
|                      |  |              | FY 2028 -       | \$10,937,000  | (S(M))   |
|                      |  |              | FY 2029 -       | \$10,937,000  | (S(M))   |
|                      |  |              |                 | \$532,871,000 |          |
| U-4726HN             | SR 1321 (HILLANDALE ROAD), I-85 TO NC 147 (DURHAM        | CONSTRUCTION | FY 2023 -       | \$2,155,000   | (BGDA)   |
| DURHAM               | FREEWAY) IN DURHAM. PEDESTRIAN IMPROVEMENTS.             |              | FY 2023 -       | \$784,000     | (L)      |
| <b>PROJ.CATEGORY</b> | <b><u>TO ALLOW ADDITIONAL TIME FOR DESIGN, DELAY</u></b> |              |                 | \$2,939,000   |          |
| EXEMPT               | <b><u>CONSTRUCTION FROM FY 21 TO FY 23.</u></b>          |              |                 |               |          |
| U-4726HO             | CARPENTER - FLETCHER ROAD, WOODCROFT                     | CONSTRUCTION | FY 2023 -       | \$6,305,000   | (BGDA)   |
| DURHAM               | PARKWAY (CITY MAINTAINED ) TO SR 1945 (ALSTON            |              | FY 2023 -       | \$1,576,000   | (L)      |
| <b>PROJ.CATEGORY</b> | AVENUE). CONSTRUCT BIKE LANES AND SIDEWALKS.             |              |                 | \$7,881,000   |          |
| EXEMPT               | <b><u>TO ALLOW ADDITIONAL TIME FOR DESIGN, DELAY</u></b> |              |                 |               |          |
|                      | <b><u>CONSTRUCTION FROM FY 21 TO FY 23.</u></b>          |              |                 |               |          |

\* INDICATES FEDERAL AMENDMENT

Wednesday, February 8, 2023

## REVISIONS TO THE 2020-2029 STIP

TRANSPORTATION PROGRAM  
STIP MODIFICATIONS

## DIVISION 5

|                      |  |              |                 |                     |        |
|----------------------|--|--------------|-----------------|---------------------|--------|
| U-5302               | US 401, SOUTH OF SR 1006 (OLD STAGE ROAD) TO               | ENGINEERING  | FY 2023 -       | \$120,000           | (T)    |
| WAKE                 | SOUTH OF SR 2538 (MECHANICAL BOULEVARD) /                  |              | FY 2024 -       | \$120,000           | (T)    |
| <b>PROJ.CATEGORY</b> | GARNER STATION BOULEVARD IN GARNER. CONVERT                |              | FY 2025 -       | \$120,000           | (T)    |
| REGIONAL             | TO REDUCED CONFLICT INTERSECTIONS.                         |              | FY 2026 -       | \$120,000           | (T)    |
|                      | <b><u>TO ALLOW ADDITIONAL TIME FOR DESIGN, DELAY</u></b>   |              | FY 2027 -       | \$120,000           | (T)    |
|                      | <b><u>CONSTRUCTION FROM FY 23 TO FY 24.</u></b>            |              | FY 2028 -       | \$120,000           | (T)    |
|                      |  |              | FY 2029 -       | \$120,000           | (T)    |
|                      |  |              | AFTER FY 2029 - | \$481,000           | (T)    |
|                      |  | BUILD NC ROW | FY 2023 -       | \$275,000           | (T)    |
|                      |  |              | FY 2024 -       | \$275,000           | (T)    |
|                      |  |              | FY 2025 -       | \$275,000           | (T)    |
|                      |  |              | FY 2026 -       | \$275,000           | (T)    |
|                      |  |              | FY 2027 -       | \$275,000           | (T)    |
|                      |  |              | FY 2028 -       | \$275,000           | (T)    |
|                      |  |              | FY 2029 -       | \$275,000           | (T)    |
|                      |  |              | AFTER FY 2029 - | \$1,103,000         | (T)    |
|                      |  | BUILD NC CON | FY 2024 -       | \$515,000           | (T)    |
|                      |  |              | FY 2025 -       | \$257,000           | (T)    |
|                      |  |              | FY 2026 -       | \$257,000           | (T)    |
|                      |  |              | FY 2027 -       | \$257,000           | (T)    |
|                      |  |              | FY 2028 -       | \$257,000           | (T)    |
|                      |  |              | FY 2029 -       | \$257,000           | (T)    |
|                      |  |              | AFTER FY 2029 - | \$2,062,000         | (T)    |
|                      |  | CONSTRUCTION | FY 2024 -       | \$191,000           | (T)    |
|                      |  |              | FY 2025 -       | \$9,054,000         | (T)    |
|                      |  |              | FY 2026 -       | \$6,570,000         | (T)    |
|                      |  |              | FY 2027 -       | \$3,285,000         | (T)    |
|                      |  |              |                 | <u>\$27,311,000</u> |        |
| U-5521               | WEST STREET, CABARRUS STREET TO MARTIN                     | RIGHT-OF-WAY | FY 2024 -       | \$1,671,000         | (BGDA) |
| WAKE                 | STREET IN RALEIGH. EXTEND WEST STREET ON NEW               |              | FY 2024 -       | \$716,000           | (L)    |
| <b>PROJ.CATEGORY</b> | LOCATION, WITH GRADE SEPARATION AT NORTH                   |              |                 | <u>\$2,387,000</u>  |        |
| DIVISION             | CAROLINA RAILROAD / NORFOLK SOUTHERN "H" LINE.             |              |                 |                     |        |
|                      | <b><u>TO ALLOW ADDITIONAL TIME FOR PLANNING, DELAY</u></b> |              |                 |                     |        |
|                      | <b><u>RIGHT-OF-WAY FROM FY 23 TO FY 24.</u></b>            |              |                 |                     |        |

## DIVISION 6

|                      |   |              |           |                    |     |
|----------------------|---|--------------|-----------|--------------------|-----|
| AV-5734              | FAYETTEVILLE REGIONAL AIRPORT (FAY), REPLACE              | CONSTRUCTION | FY 2024 - | \$300,000          | (T) |
| CUMBERLAND           | PERIMETER FENCING AND ROAD.                               |              | FY 2024 - | \$3,140,000        | (O) |
| <b>PROJ.CATEGORY</b> | <b><u>AT THE REQUEST OF THE DIVISION OF AVIATION,</u></b> |              |           | <u>\$3,440,000</u> |     |
| REGIONAL             | <b><u>DELAY CONSTRUCTION FROM FY 23 TO FY 24.</u></b>     |              |           |                    |     |

\* INDICATES FEDERAL AMENDMENT

Wednesday, February 8, 2023

17

## REVISIONS TO THE 2020-2029 STIP

TRANSPORTATION PROGRAM  
STIP MODIFICATIONS

## DIVISION 6

|   |   |   |  |             |
|---|---|---|--|-------------|
| * B-5985<br>ROBESON<br>PROJ.CATEGORY<br>REGIONAL  | NC 41/NC 72/SR 1600, REPLACE BRIDGES 770125 AND 770175 OVER LUMBER RIVER.<br><br><b><u>REMOVE CONSTRUCTION PREVIOUSLY FUNDED IN FY 23. PROJECT TO BE CONSTRUCTED UNDER B-5985A AND B-5985B. RIGHT-OF-WAY ACQUISITION IS CURRENTLY UNDERWAY.</u></b> |   |  |             |
| * B-5985A<br>ROBESON<br>PROJ.CATEGORY<br>REGIONAL | NC 41/NC 72/SR 1600, REPLACE BRIDGE 770125 OVER LUMBER RIVER.<br><br><b><u>ADD PROJECT BREAK AT THE REQUEST OF THE DIVISION.</u></b>  | CONSTRUCTION                              | FY 2023 - \$2,295,000 (BFP)<br>FY 2024 - \$3,825,000 (BFP)<br>FY 2025 - <u>\$2,380,000</u> (BFP)   | \$8,500,000 |
| B-5985B<br>ROBESON<br>PROJ.CATEGORY<br>REGIONAL   | NC 41/NC 72/SR 1600, REPLACE BRIDGE 770175 OVER LUMBER RIVER.<br><br><b><u>ADD PROJECT BREAK AT THE REQUEST OF THE DIVISION.</u></b>  | CONSTRUCTION                              | FY 2024 - \$2,207,000 (BFP)<br>FY 2025 - \$3,679,000 (BFP)<br>FY 2026 - <u>\$2,289,000</u> (BFP)   | \$8,175,000 |
| HB-0007<br>ROBESON<br>PROJ.CATEGORY<br>DIVISION   | SR 1529 (MOUNT OLIVE CHURCH ROAD), REPLACE BRIDGES 770299 AND 770300 OVER SADDLE TREE SWAMP.<br><br><b><u>ADD UTILITIES NOT PREVIOUSLY PROGRAMMED IN FY 23.</u></b>   | RIGHT-OF-WAY<br>UTILITIES<br>CONSTRUCTION | FY 2023 - \$170,000 (BGOFF)<br>FY 2023 - \$170,000 (BGOFF)<br>FY 2024 - <u>\$1,700,000</u> (BGOFF) | \$2,040,000 |
| HS-2006J<br>ROBESON<br>PROJ.CATEGORY<br>REGIONAL  | US 501/NC 130, US 501/NC 130 NEAR SR 1134 (KITCHEN ROAD). CURVE IMPROVEMENTS.<br><br><b><u>ADD PROJECT BREAK AT THE REQUEST OF THE TRANSPORTATION MOBILITY AND SAFETY DIVISION.</u></b>   | CONSTRUCTION                              | FY 2025 - <u>\$410,000</u> (HSIP)  | \$410,000   |
| HS-2006K<br>HARNETT<br>PROJ.CATEGORY<br>DIVISION  | SR 1441 (CHALYBEATE SPRINGS ROAD), FROM NC 55 TO US 401. CURVE AND PAVEMENT MARKING IMPROVEMENTS.<br><br><b><u>ADD PROJECT BREAK AT THE REQUEST OF THE TRANSPORTATION MOBILITY AND SAFETY DIVISION.</u></b>   | CONSTRUCTION                              | FY 2025 - <u>\$822,000</u> (HSIP)  | \$822,000   |

\* INDICATES FEDERAL AMENDMENT

Wednesday, February 8, 2023

## REVISIONS TO THE 2020-2029 STIP

TRANSPORTATION PROGRAM  
STIP MODIFICATIONS

## DIVISION 6

|  |  |              |  |
|--|--|--------------|--|
| HS-2006V<br>CUMBERLAND<br><b>PROJ.CATEGORY</b><br>DIVISION | SR 1600 (MCARTHUR ROAD), SR 1600 (MCARTHUR ROAD) AT SR 1615 (ROSEHILL ROAD/STACY WEAVER ROAD) IN FAYETTEVILLE. CONSTRUCT SIGNALIZED PEDESTRIAN ACCOMMODATIONS. | CONSTRUCTION | FY 2024 - <u>    \$190,000</u> (HSIP)<br>\$190,000 |
|--|--|--------------|--|

**ADD PROJECT BREAK AT THE REQUEST OF THE TRANSPORTATION MOBILITY AND SAFETY DIVISION.**

|  |  |                           |  |
|--|--|---------------------------|--|
| W-5706L<br>HARNETT<br><b>PROJ.CATEGORY</b><br>REGIONAL | NC 27, CONSTRUCT ROUNDABOUTS AT NC 27/SR 1006 (OLD STAGE ROAD) AND SR 2084 (LESLIE CAMPBELL AVENUE) AND AT NC 27/SR 1006 (OLD STAGE ROAD) AND SR 1516. CLOSE NC 27/SR 1516 INTERSECTION. | UTILITIES<br>CONSTRUCTION | FY 2024 - \$275,000 (HSIP)<br>FY 2024 - \$1,074,000 (HSIP)<br>FY 2025 - <u>    \$1,426,000</u> (HSIP)<br>\$2,775,000 |
|--|--|---------------------------|--|

**ADD UTILITIES NOT PREVIOUSLY PROGRAMMED IN FY 24.**

## DIVISION 7

|  |  |   |  |
|--|--|---|--|
| B-6038<br>ROCKINGHAM<br><b>PROJ.CATEGORY</b><br>REGIONAL | NC 14 / NC 87, REPLACE BRIDGE 780155 OVER NORFOLK SOUTHERN RAILROAD. | RIGHT-OF-WAY<br>UTILITIES<br>CONSTRUCTION | FY 2023 - \$390,000 (NHPB)<br>FY 2023 - \$163,000 (NHPB)<br>FY 2025 - \$39,000 (BFP)<br>FY 2026 - \$3,206,000 (BFP)<br>FY 2027 - <u>    \$655,000</u> (BFP)<br>\$4,453,000 |
|--|--|---|--|

**TO ALLOW ADDITIONAL TIME FOR DESIGN, DELAY CONSTRUCTION FROM FY 23 TO FY 25.**

|  |  |              |  |
|--|--|--------------|--|
| BL-0071A<br>GUILFORD<br><b>PROJ.CATEGORY</b><br>EXEMPT | SOUTHWEST HERITAGE GREENWAY, CONSTRUCT GREENWAY ON NEW LOCATION CONNECTING HARVELL PARK AND GOLDSTON PARK. | CONSTRUCTION | FY 2024 - \$6,626,000 (DP)<br>FY 2024 - \$200,000 (S)<br>FY 2024 - <u>    \$1,000,000</u> (L)<br>\$7,826,000 |
|--|--|--------------|--|

**SEGMENT PROJECT BL-0071 INTO BL-0071A NOT PREVIOUSLY SHOWN.**

|  |  |              |   |
|--|--|--------------|---|
| BL-0071B<br>GUILFORD<br><b>PROJ.CATEGORY</b><br>EXEMPT | ELM STREET, CONSTRUCT PEDESTRIAN, BICYCLE, ROADWAY, AND STREETScape IMPROVEMENTS FROM SUNSET DRIVE TO COMMERCE AVENUE. | CONSTRUCTION | FY 2024 - \$6,176,000 (DP)<br>FY 2024 - \$1,500,000 (O)<br>FY 2024 - <u>    \$6,188,000</u> (L)<br>\$13,864,000 |
|--|--|--------------|---|

**SEGMENT PROJECT BL-0071 INTO BL-0071B NOT PREVIOUSLY SHOWN.**

|  |  |              |  |
|--|--|--------------|--|
| * HS-2007F<br>ALAMANCE<br><b>PROJ.CATEGORY</b><br>DIVISION | NC 87, NC 87 AT I-40 EASTBOUND ON-RAMP. INSTALL PEDESTRIAN ACCOMMODATIONS. | CONSTRUCTION | FY 2023 - <u>    \$87,000</u> (HSIP)<br>\$87,000 |
|--|--|--------------|--|

**ADD SEGMENT "F" NOT PREVIOUSLY PROGRAMMED.**

\* INDICATES FEDERAL AMENDMENT

Wednesday, February 8, 2023

## REVISIONS TO THE 2020-2029 STIP

TRANSPORTATION PROGRAM  
STIP MODIFICATIONS

## DIVISION 7

|                      |  |              |           |                    |        |
|----------------------|--|--------------|-----------|--------------------|--------|
| P-5700               | NORFOLK SOUTHERN MAINLINE, NORFOLK SOUTHERN  | CONSTRUCTION | FY 2024 - | \$850,000          | (T)    |
| GUILFORD             | "ROUNDHOUSE" PROPERTY. CONSTRUCT PARKING   |              | FY 2024 - | <u>\$850,000</u>   | (O)    |
| <b>PROJ.CATEGORY</b> | LOT WITH SPACE FOR INTERNATIONAL CONTAINERS,   |              |           | \$1,700,000        |        |
| DIVISION             | INCLUDING SECURITY FENCE, POLE-MOUNTED<br>LIGHTING, AND PAVED ENTRANCE.                        |              |           |                    |        |
|                      | <b><u>TO ALLOW ADDITIONAL TIME FOR DESIGN, DELAY<br/>CONSTRUCTION FROM FY 23 TO FY 24.</u></b> |              |           |                    |        |
| P-5714               | NCRR NORFOLK SOUTHERN, POMONA YARD. EXTEND   | CONSTRUCTION | FY 2025 - | \$1,600,000        | (T)    |
| GUILFORD             | AUXILIARY TRACK AND ADD POWER TURNOUTS.  |              | FY 2025 - | <u>\$1,500,000</u> | (O)    |
| <b>PROJ.CATEGORY</b> | <b><u>TO ALLOW ADDITIONAL TIME FOR DESIGN, DELAY<br/>CONSTRUCTION FROM FY 24 TO FY 25.</u></b> |              |           | \$3,100,000        |        |
| REGIONAL             |  |              |           |                    |        |
| TA-6733              | LINK TRANSIT, PLANNING FOR TRANSIT FACILITY  | PLANNING     | FY 2023 - | \$30,000           | (L)    |
| ALAMANCE             | FEASIBILITY STUDY AND SHORT RANGE TRANSIT PLAN.  |              | FY 2023 - | \$120,000          | (5307) |
| <b>PROJ.CATEGORY</b> | <b><u>MODIFY FUNDING IN FY 23, 24 AT THE REQUEST OF<br/>THE MPO.</u></b>                       |              | FY 2024 - | \$20,000           | (L)    |
| PUBLIC TRANS         |  |              | FY 2024 - | \$80,000           | (5307) |
|                      |  | CAPITAL      | FY 2023 - | \$5,320,000        | (L)    |
|                      |  |              | FY 2023 - | <u>\$2,600,000</u> | (5307) |
|                      |  |              |           | \$8,170,000        |        |
| TO-6170              | LINK TRANSIT, OPERATING ASSISTANCE TO MAINTAIN   | OPERATIONS   | FY 2023 - | \$820,000          | (L)    |
| ALAMANCE             | CURRENT LEVEL OF SERVICE IN ADDITION TO  |              | FY 2023 - | \$820,000          | (5307) |
| <b>PROJ.CATEGORY</b> | SERVICE EXPANSION FOR WEEKEND SERVICE.   |              | FY 2024 - | \$820,000          | (L)    |
| PUBLIC TRANS         | <b><u>MODIFY FUNDING IN FY 23, 24, 25, 26, 27 AND 28 AT<br/>THE REQUEST OF THE MPO.</u></b>    |              | FY 2024 - | \$820,000          | (5307) |
|                      |  |              | FY 2025 - | \$820,000          | (L)    |
|                      |  |              | FY 2025 - | \$820,000          | (5307) |
|                      |  |              | FY 2026 - | \$820,000          | (L)    |
|                      |  |              | FY 2026 - | \$820,000          | (5307) |
|                      |  |              | FY 2027 - | \$820,000          | (L)    |
|                      |  |              | FY 2027 - | \$820,000          | (5307) |
|                      |  |              | FY 2028 - | \$820,000          | (L)    |
|                      |  |              | FY 2028 - | <u>\$820,000</u>   | (5307) |
|                      |  |              |           | \$9,840,000        |        |
| U-4015A              | SR 1556 (GALLIMORE DAIRY ROAD), NC 68 TO AIRPARK   | CONSTRUCTION | FY 2024 - | \$115,000          | (T)    |
| GUILFORD             | ROAD IN GREENSBORO. WIDEN TO MULTI-LANES   |              | FY 2025 - | \$6,731,000        | (T)    |
| <b>PROJ.CATEGORY</b> | <b><u>TO ALLOW ADDITIONAL TIME FOR DESIGN, DELAY<br/>CONSTRUCTION FROM FY 23 TO FY 24.</u></b> |              | FY 2026 - | \$3,702,000        | (T)    |
| DIVISION             |  |              | FY 2027 - | <u>\$952,000</u>   | (T)    |
|                      |  |              |           | \$11,500,000       |        |

\* INDICATES FEDERAL AMENDMENT

Wednesday, February 8, 2023

20

## REVISIONS TO THE 2020-2029 STIP

TRANSPORTATION PROGRAM  
STIP MODIFICATIONS

## DIVISION 7

|   |   |              |   |
|---|---|--------------|---|
| * U-4726DF<br>ORANGE<br>PROJ.CATEGORY<br>EXEMPT | VARIOUS, BICYCLE DETECTION AT SIGNALIZED INTERSECTIONS.<br><b><u>SEGMENT PROJECT U-4726 INTO U-4726DF NOT PREVIOUSLY SHOWN.</u></b> | CONSTRUCTION | FY 2023 - \$29,000 (CMAQ)<br>FY 2023 - <u>\$7,000</u> (L)<br>\$36,000 |
|---|---|--------------|---|

|   |   |              |  |
|---|---|--------------|--|
| U-6016<br>GUILFORD<br>PROJ.CATEGORY<br>DIVISION | SR 2124 (LEWISTON ROAD), SR 2136 (FLEMING ROAD). INTERSECTION IMPROVEMENTS.<br><b><u>TO ALLOW ADDITIONAL TIME FOR DESIGN, DELAY CONSTRUCTION FROM FY 23 TO FY 24.</u></b> | CONSTRUCTION | FY 2024 - \$482,000 (T)<br>FY 2025 - <u>\$818,000</u> (T)<br>\$1,300,000 |
|---|---|--------------|--|

|   |  |              |   |
|---|--|--------------|---|
| U-6018<br>GUILFORD<br>PROJ.CATEGORY<br>DIVISION | NC 62, SR 1154 (KERSEY VALLEY ROAD) TO SR 1162 (WEANT ROAD) IN ARCHDALE. IMPROVE INTERCHANGE AREA AND REALIGN SR 1154 AND SR 1162 INTERSECTIONS.<br><b><u>TO ALLOW ADDITIONAL TIME FOR DESIGN, DELAY CONSTRUCTION FROM FY 23 TO FY 24.</u></b> | CONSTRUCTION | FY 2024 - \$142,000 (T)<br>FY 2025 - \$8,323,000 (T)<br>FY 2026 - \$4,376,000 (T)<br>FY 2027 - <u>\$1,359,000</u> (T)<br>\$14,200,000 |
|---|--|--------------|---|

|  |   |              |   |
|--|---|--------------|---|
| * Y-4807B<br>GUILFORD<br>PROJ.CATEGORY<br>DIVISION | LOWDERMILK STREET / SYKES AVENUE, PINE STREET CROSSING CLOSURE AND LOWDERMILK STREET / SYKES AVENUE REALIGNMENT IN GREENSBORO.<br><b><u>COST INCREASE EXCEEDING \$2 MILLION AND 25% THRESHOLDS.</u></b> | CONSTRUCTION | FY 2023 - \$50,000 (RR)<br>FY 2024 - \$4,477,000 (RR)<br>FY 2025 - <u>\$473,000</u> (RR)<br>\$5,000,000 |
|--|---|--------------|---|

## DIVISION 8

|   |  |                                  |  |
|---|--|----------------------------------|--|
| EB-5869<br>MOORE<br>PROJ.CATEGORY<br>DIVISION | SR 1203 (JOHNSON STREET), US 15 / US 501 TO MIKE PLACE IN ABERDEEN. CONSTRUCT SIDEWALKS.<br><b><u>TO ALLOW ADDITIONAL TIME FOR DESIGN, DELAY CONSTRUCTION FROM FY 23 TO FY 24.</u></b> | RIGHT-OF-WAY<br><br>CONSTRUCTION | FY 2023 - \$24,000 (TA5200)<br>FY 2023 - \$6,000 (L)<br>FY 2024 - \$240,000 (TA5200)<br>FY 2024 - <u>\$60,000</u> (L)<br>\$330,000 |
|---|--|----------------------------------|--|

\* INDICATES FEDERAL AMENDMENT

Wednesday, February 8, 2023



## REVISIONS TO THE 2020-2029 STIP

TRANSPORTATION PROGRAM  
STIP MODIFICATIONS

## DIVISION 8

|  |  |   |  |
|--|--|---|--|
| * HS-2008E<br>SCOTLAND<br>PROJ.CATEGORY<br>STATEWIDE | US 74, AT NC 144 (MORGAN STREET) / SR 1148 (SAINT<br>JOHNS CHURCH ROAD). CONVERT TO A SIGNALIZED<br>RCI.<br><b><u>ADD RIGHT-OF-WAY AND UTILITIES IN FY 23 NOT<br/>PREVIOUSLY PROGRAMMED.</u></b>   | RIGHT-OF-WAY<br><br>UTILITIES<br><br>CONSTRUCTION   | FY 2023 - \$33,000 (HSIP)<br>FY 2023 - \$67,000 (T)<br>FY 2023 - \$17,000 (HSIP)<br>FY 2023 - \$33,000 (T)<br>FY 2023 - \$207,000 (HSIP)<br>FY 2023 - \$413,000 (T)<br><u>\$770,000</u>  |
| * HS-2008F<br>MOORE<br>PROJ.CATEGORY<br>REGIONAL     | NC 5, AT SR 1205 (MORGANTON ROAD). REALIGN<br>INTERSECTION AND ADD TURN LANES.<br><b><u>ADD RIGHT-OF-WAY AND UTILITIES IN FY 23 NOT<br/>PREVIOUSLY PROGRAMMED. TO ALLOW TIME FOR<br/>RIGHT-OF-WAY ACQUISITION, DELAY CONSTRUCTION<br/>FROM FY 23 TO FY 24.</u></b> | RIGHT-OF-WAY<br><br>UTILITIES<br><br>CONSTRUCTION   | FY 2023 - \$167,000 (HSIP)<br>FY 2023 - \$333,000 (T)<br>FY 2023 - \$83,000 (HSIP)<br>FY 2023 - \$167,000 (T)<br>FY 2024 - \$300,000 (HSIP)<br>FY 2024 - \$600,000 (T)<br><u>\$1,650,000</u>   |
| R-2527<br>MONTGOMERY<br>PROJ.CATEGORY<br>REGIONAL    | NC 24 / NC 27, NC 73 TO TROY BYPASS. WIDEN TO<br>MULTI-LANES.<br><b><u>TO ALLOW ADDITIONAL TIME FOR DESIGN, DELAY<br/>CONSTRUCTION FROM FY 24 TO FY 25.</u></b>  | ENGINEERING<br><br><br><br><br><br><br><br><br><br>BUILD NC ROW<br><br><br><br><br><br><br><br><br><br>CONSTRUCTION | FY 2023 - \$520,000 (T)<br>FY 2024 - \$520,000 (T)<br>FY 2025 - \$520,000 (T)<br>FY 2026 - \$520,000 (T)<br>FY 2027 - \$520,000 (T)<br>FY 2028 - \$520,000 (T)<br>FY 2029 - \$520,000 (T)<br>AFTER FY 2029 - \$2,082,000 (T)<br>FY 2023 - \$57,000 (T)<br>FY 2024 - \$57,000 (T)<br>FY 2025 - \$57,000 (T)<br>FY 2026 - \$57,000 (T)<br>FY 2027 - \$57,000 (T)<br>FY 2028 - \$57,000 (T)<br>FY 2029 - \$57,000 (T)<br>AFTER FY 2029 - \$227,000 (T)<br>FY 2025 - \$24,484,000 (BGLT5)<br>FY 2026 - \$31,398,000 (BGLT5)<br>FY 2027 - \$25,938,000 (BGLT5)<br>FY 2028 - \$18,586,000 (BGLT5)<br>FY 2029 - \$6,194,000 (BGLT5)<br><u>\$112,948,000</u> |
| R-3421CA<br>RICHMOND<br>PROJ.CATEGORY<br>STATEWIDE   | US 220/I-73/I-74, SR 1336 (BILLY COVINGTON ROAD)<br><b><u>TO ALLOW ADDITIONAL TIME FOR DESIGN, DELAY<br/>CONSTRUCTION FROM FY 23 TO FY 24.</u></b>   | RIGHT-OF-WAY<br>UTILITIES<br>CONSTRUCTION   | FY 2023 - \$75,000 (T)<br>FY 2023 - \$25,000 (T)<br>FY 2024 - \$5,000 (T)<br>FY 2025 - \$527,000 (T)<br><u>\$632,000</u>   |

\* INDICATES FEDERAL AMENDMENT

Wednesday, February 8, 2023

22

## REVISIONS TO THE 2020-2029 STIP

TRANSPORTATION PROGRAM  
STIP MODIFICATIONS

## DIVISION 8

|  |   |   |  |
|--|---|---|--|
| R-5724B<br>CHATHAM<br><b>PROJ.CATEGORY</b><br>DIVISION             | US 15 / US 501, US 15 / US 501, NORTH OF US 64<br>BUSINESS TO POWELL PLACE LANE. MILL AND<br>RESURFACE FROM NORTH OF US 64 BUSINESS TO<br>LAUNIS STREET AND WIDEN FROM LAUNIS STREET TO<br>POWELL PLACE LANE.<br><b><u>TO ALLOW ADDITIONAL TIME FOR DESIGN, DELAY<br/>CONSTRUCTION FROM FY 25 TO FY 26.</u></b>                     | RIGHT-OF-WAY<br><br><br><br><br><br>UTILITIES<br><br>CONSTRUCTION | FY 2023 - \$809,000 (T)<br>FY 2024 - \$1,387,000 (T)<br>FY 2025 - \$924,000 (T)<br>FY 2026 - \$390,000 (T)<br>FY 2027 - \$390,000 (T)<br>FY 2023 - \$650,000 (T)<br>FY 2024 - \$650,000 (T)<br>FY 2026 - \$1,583,000 (T)<br>FY 2027 - \$6,430,000 (T)<br>FY 2028 - \$2,186,000 (T)<br><u>\$15,399,000</u>        |
| R-5824<br>MOORE<br><b>PROJ.CATEGORY</b><br>REGIONAL                | NC 690 (LOBELIA ROAD), US 1 IN VASS TO<br>CUMBERLAND COUNTY LINE. UPGRADE ROADWAY, TO<br>INCLUDE TURN LANES AT VARIOUS LOCATIONS AND<br>SOME REALIGNMENT.<br><b><u>TO ALLOW ADDITIONAL TIME FOR PLANNING AND<br/>DESIGN, DELAY RIGHT-OF-WAY AND UTILITIES FROM<br/>FY 23 TO FY 24 AND CONSTRUCTION FROM FY 25 TO<br/>FY 27.</u></b> | RIGHT-OF-WAY<br><br><br><br><br>UTILITIES<br>CONSTRUCTION         | FY 2024 - \$17,000 (T)<br>FY 2025 - \$631,000 (T)<br>FY 2026 - \$712,000 (T)<br>FY 2027 - \$170,000 (T)<br>FY 2028 - \$170,000 (T)<br>FY 2024 - \$1,100,000 (T)<br>FY 2027 - \$312,000 (T)<br>FY 2028 - \$12,353,000 (T)<br>FY 2029 - \$11,884,000 (T)<br>AFTER FY 2029 - \$6,652,000 (T)<br><u>\$34,001,000</u> |
| R-5958<br>RANDOLPH<br><b>PROJ.CATEGORY</b><br>DIVISION             | NC 159 (ZOO PARKWAY), RIDGE STREET IN<br>ASHEBORO. IMPROVE INTERSECTION.<br><b><u>TO ALLOW ADDITIONAL TIME FOR PLANNING AND<br/>DESIGN, DELAY RIGHT-OF-WAY AND UTILITIES FROM<br/>FY 23 TO FY 24 AND CONSTRUCTION FROM FY 25 TO<br/>FY 26.</u></b>  | RIGHT-OF-WAY<br>UTILITIES<br>CONSTRUCTION                         | FY 2024 - \$320,000 (T)<br>FY 2024 - \$265,000 (T)<br>FY 2026 - \$708,000 (T)<br>FY 2027 - \$742,000 (T)<br><u>\$2,035,000</u>   |
| U-3400<br>GUILFORD<br>RANDOLPH<br><b>PROJ.CATEGORY</b><br>DIVISION | SR 1577 / SR 1004 (ARCHDALE ROAD), US 311 (MAIN<br>STREET) TO EAST OF SPRINGWOOD LANE IN<br>ARCHDALE. WIDEN TO MULTI-LANES.<br><b><u>TO ALLOW ADDITIONAL TIME FOR PLANNING AND<br/>DESIGN, DELAY RIGHT-OF-WAY AND UTILITIES FROM<br/>FY 23 TO FY 24 AND CONSTRUCTION FROM FY 26 TO<br/>FY 29.</u></b>                               | RIGHT-OF-WAY<br><br><br><br><br>UTILITIES<br><br>CONSTRUCTION     | FY 2024 - \$79,000 (T)<br>FY 2025 - \$2,231,000 (T)<br>FY 2026 - \$2,231,000 (T)<br>FY 2027 - \$1,859,000 (T)<br>FY 2028 - \$1,501,000 (T)<br>FY 2024 - \$6,063,000 (T)<br>FY 2025 - \$6,063,000 (T)<br>FY 2029 - \$3,832,000 (T)<br>AFTER FY 2029 - \$14,768,000 (T)<br><u>\$38,627,000</u>                     |

\* INDICATES FEDERAL AMENDMENT

Wednesday, February 8, 2023

23

## REVISIONS TO THE 2020-2029 STIP

TRANSPORTATION PROGRAM  
STIP MODIFICATIONS

## DIVISION 8

|                      |   |              |                 |                    |     |
|----------------------|---|--------------|-----------------|--------------------|-----|
| U-5308               | SR 1547 (FINCH FARM ROAD), SR 3106 (KENNEDY                 | ENGINEERING  | FY 2023 -       | \$180,000          | (T) |
| RANDOLPH             | ROAD) TO I-85 IN TRINITY. WIDEN TO MULTI-LANES.             |              | FY 2024 -       | \$180,000          | (T) |
| <b>PROJ.CATEGORY</b> | <b><u>TO ALLOW ADDITIONAL TIME FOR DESIGN, DELAY</u></b>    |              | FY 2025 -       | \$180,000          | (T) |
| <b>DIVISION</b>      | <b><u>CONSTRUCTION FROM FY 25 TO FY 27.</u></b>             |              | FY 2026 -       | \$180,000          | (T) |
|                      |   |              | FY 2027 -       | \$180,000          | (T) |
|                      |   |              | FY 2028 -       | \$180,000          | (T) |
|                      |   |              | FY 2029 -       | \$180,000          | (T) |
|                      |   |              | AFTER FY 2029 - | \$723,000          | (T) |
|                      |   | BUILD NC ROW | FY 2023 -       | \$16,000           | (T) |
|                      |   |              | FY 2024 -       | \$16,000           | (T) |
|                      |   |              | FY 2025 -       | \$16,000           | (T) |
|                      |   |              | FY 2026 -       | \$16,000           | (T) |
|                      |   |              | FY 2027 -       | \$16,000           | (T) |
|                      |   |              | FY 2028 -       | \$16,000           | (T) |
|                      |   |              | FY 2029 -       | \$16,000           | (T) |
|                      |   |              | AFTER FY 2029 - | \$68,000           | (T) |
|                      |   | CONSTRUCTION | FY 2027 -       | \$268,000          | (T) |
|                      |   |              | FY 2028 -       | \$9,718,000        | (T) |
|                      |   |              | FY 2029 -       | \$9,670,000        | (T) |
|                      |   |              | AFTER FY 2029 - | <u>\$7,144,000</u> | (T) |
|                      |   |              |                 | \$28,963,000       |     |
| U-5706               | VARIOUS, US 74 BUSINESS TO SR 1426 (ABERDEEN                | RIGHT-OF-WAY | FY 2025 -       | \$86,000           | (T) |
| RICHMOND             | ROAD). CONSTRUCT TWO LANE FACILITY UTILIZING                |              | FY 2026 -       | \$2,207,000        | (T) |
| <b>PROJ.CATEGORY</b> | SECTIONS OF SR 1641 (CLEMMER ROAD) AND SR 1645              |              | FY 2027 -       | \$2,752,000        | (T) |
| <b>DIVISION</b>      | (MT. OLIVE CHURCH ROAD), REMAINDER ON NEW                   |              | FY 2028 -       | \$1,835,000        | (T) |
|                      | LOCATION.   |              | FY 2029 -       | \$860,000          | (T) |
|                      | <b><u>TO ALLOW ADDITIONAL TIME FOR PLANNING AND</u></b>     |              | AFTER FY 2029 - | \$860,000          | (T) |
|                      | <b><u>DESIGN, DELAY RIGHT-OF-WAY AND UTILITIES FROM</u></b> | UTILITIES    | FY 2025 -       | \$900,000          | (T) |
|                      | <b><u>FY 23 TO FY 25 AND CONSTRUCTION FROM FY 26 TO</u></b> |              | FY 2026 -       | \$900,000          | (T) |
|                      | <b><u>FY 27.</u></b>  | BUILD NC CON | FY 2027 -       | \$858,000          | (T) |
|                      |   |              | FY 2028 -       | \$858,000          | (T) |
|                      |   |              | FY 2029 -       | \$858,000          | (T) |
|                      |   |              | AFTER FY 2029 - | \$10,296,000       | (T) |
|                      |   | CONSTRUCTION | FY 2027 -       | \$0                | (T) |
|                      |   |              | FY 2028 -       | \$2,948,000        | (T) |
|                      |   |              | FY 2029 -       | \$9,276,000        | (T) |
|                      |   |              | AFTER FY 2029 - | <u>\$5,976,000</u> | (T) |
|                      |   |              |                 | \$41,470,000       |     |
| U-5709               | SR 1237 (CARTHAGE STREET), SR 1152 (FIRE TOWER              | CONSTRUCTION | FY 2025 -       | \$132,000          | (T) |
| LEE                  | ROAD) TO NC 42 (WICKER STREET) IN SANFORD.                  |              | FY 2026 -       | \$5,982,000        | (T) |
| <b>PROJ.CATEGORY</b> | WIDEN ROADWAY.  |              | FY 2027 -       | \$5,277,000        | (T) |
| <b>DIVISION</b>      | <b><u>TO ALLOW ADDITIONAL TIME FOR DESIGN, DELAY</u></b>    |              | FY 2028 -       | \$1,807,000        | (T) |
|                      | <b><u>CONSTRUCTION FROM FY 24 TO FY 25.</u></b>             |              |                 | \$13,198,000       |     |

\* INDICATES FEDERAL AMENDMENT

Wednesday, February 8, 2023

24

REVISIONS TO THE 2020-2029 STIP

TRANSPORTATION PROGRAM  
STIP MODIFICATIONS

**DIVISION 8**

|   |  |   |  |
|---|--|---|--|
| U-5737<br>CHATHAM<br><b>PROJ.CATEGORY</b><br>REGIONAL   | US 64 (EAST 11TH STREET), NORTH GLENN AVENUE<br>TO EAST OF US 421 IN SILER CITY. UPGRADE<br>ROADWAY TO INCLUDE MEDIAN FOR ACCESS<br>CONTROL, SIDEWALKS, CROSSWALKS, BICYCLE<br>LANES AND / OR MULTIUSE SIDEPATH.<br><b><u>TO ALLOW ADDITIONAL TIME FOR PLANNING AND<br/>DESIGN, DELAY RIGHT-OF-WAY AND UTILITIES FROM<br/>FY 23 TO FY 24 AND CONSTRUCTION FROM FY 26 TO<br/>FY 28.</u></b> | RIGHT-OF-WAY<br><br><br><br><br><br>UTILITIES<br><br>CONSTRUCTION             | FY 2024 - \$50,000 (T)<br>FY 2025 - \$1,333,000 (T)<br>FY 2026 - \$1,333,000 (T)<br>FY 2027 - \$1,333,000 (T)<br>FY 2028 - \$882,000 (T)<br>FY 2024 - \$500,000 (T)<br>FY 2025 - \$2,171,000 (T)<br>FY 2028 - \$205,000 (T)<br>FY 2029 - \$8,118,000 (T)<br>AFTER FY 2029 - <u>\$12,178,000</u> (T)<br>\$28,103,000  |
| U-5743<br>RANDOLPH<br><b>PROJ.CATEGORY</b><br>REGIONAL  | NC 42, SR 2237 (EAST SALISBURY STREET) TO NORTH<br>OF US 64 / NC 49 (DIXIE DRIVE) IN ASHEBORO. WIDEN<br>TO THREE LANES.<br><b><u>TO ALLOW ADDITIONAL TIME FOR DESIGN, DELAY<br/>CONSTRUCTION FROM FY 24 TO FY 25.</u></b>  | CONSTRUCTION  | FY 2025 - \$590,000 (T)<br>FY 2026 - \$4,899,000 (T)<br>FY 2027 - <u>\$2,610,000</u> (T)<br>\$8,099,000  |
| U-5753<br>HOKE<br><b>PROJ.CATEGORY</b><br>DIVISION      | SR 1305 (WAYSIDE ROAD); SR 1418 (LINDSAY ROAD),<br>SR 1305, US 401 TO PLANK ROAD, AND SR 1418, US 401<br>TO SR 1406 (ROCKFISH ROAD). WIDEN TO MULTI-<br>LANES.<br><b><u>TO ALLOW ADDITIONAL TIME FOR DESIGN, DELAY<br/>CONSTRUCTION FROM FY 24 TO FY 26.</u></b>   | RIGHT-OF-WAY<br>UTILITIES<br>BUILD NC CON<br><br><br><br><br><br>CONSTRUCTION | FY 2023 - \$21,050,000 (BGANY)<br>FY 2023 - \$4,800,000 (BGANY)<br>FY 2026 - \$858,000 (T)<br>FY 2027 - \$858,000 (T)<br>FY 2028 - \$858,000 (T)<br>FY 2029 - \$858,000 (T)<br>AFTER FY 2029 - \$9,438,000 (T)<br>FY 2026 - \$0 (T)<br>FY 2027 - \$4,794,000 (T)<br>FY 2028 - \$14,800,000 (T)<br>FY 2029 - \$10,813,000 (T)<br>AFTER FY 2029 - <u>\$4,993,000</u> (T)<br>\$74,120,000 |
| U-5770B<br>RANDOLPH<br><b>PROJ.CATEGORY</b><br>REGIONAL | SR 1009 (SOUTH MAIN STREET), WEST OF COLUMBUS<br>AVENUE TO SR 3182 (COMANCHE ROAD/TARHEEL<br>ROAD). CONSTRUCT DDI AND RCI IMPROVEMENTS.<br><b><u>TO ALLOW ADDITIONAL TIME FOR DESIGN, DELAY<br/>CONSTRUCTION FROM FY 25 TO FY 26.</u></b>  | CONSTRUCTION  | FY 2026 - \$175,000 (T)<br>FY 2027 - \$8,690,000 (T)<br>FY 2028 - \$6,222,000 (T)<br>FY 2029 - <u>\$2,413,000</u> (T)<br>\$17,500,000  |

\* INDICATES FEDERAL AMENDMENT

## REVISIONS TO THE 2020-2029 STIP

TRANSPORTATION PROGRAM  
STIP MODIFICATIONS

## DIVISION 8

|                      |  |              |           |              |       |
|----------------------|--|--------------|-----------|--------------|-------|
| U-5813               | US 64, ASHEBORO BYPASS TO EAST OF I-73 / I-74 / US       | CONSTRUCTION | FY 2024 - | \$2,419,000  | (NHP) |
| RANDOLPH             | 220 IN ASHEBORO. WIDEN TO MULTI-LANES,                   |              | FY 2025 - | \$16,813,000 | (NHP) |
| <b>PROJ.CATEGORY</b> | RECONSTRUCT INTERCHANGE AT NC 49, MODIFY                 |              | FY 2026 - | \$14,081,000 | (NHP) |
| REGIONAL             | INTERCHANGE AT I-73 / I-74 / US 220 AND REPLACE          |              | FY 2027 - | \$9,882,000  | (NHP) |
|                      | BRIDGE 750171 OVER US 64 AND NC 49.                      |              | FY 2028 - | \$3,104,000  | (NHP) |
|                      | <b><u>TO ALLOW ADDITIONAL TIME FOR DESIGN, DELAY</u></b> |              |           |              |       |
|                      | <b><u>CONSTRUCTION FROM FY 23 TO FY 24.</u></b>          |              |           | \$46,299,000 |       |

|                      |   |              |           |              |     |
|----------------------|---|--------------|-----------|--------------|-----|
| U-6006               | US 220 BUSINESS, SR 2123 (CAUDLE ROAD) TO SR                | RIGHT-OF-WAY | FY 2024 - | \$348,000    | (T) |
| RANDOLPH             | 2270 (US 311 EXTENSION) IN RANDLEMAN. WIDEN TO 4-           |              | FY 2025 - | \$417,000    | (T) |
| <b>PROJ.CATEGORY</b> | LANE DIVIDED FACILITY.                                      |              | FY 2026 - | \$35,000     | (T) |
| DIVISION             | <b><u>TO ALLOW ADDITIONAL TIME FOR PLANNING AND</u></b>     |              | FY 2027 - | \$100,000    | (T) |
|                      | <b><u>DESIGN, DELAY RIGHT-OF-WAY AND UTILITIES FROM</u></b> |              | FY 2028 - | \$100,000    | (T) |
|                      | <b><u>FY 23 TO FY 24 AND CONSTRUCTION FROM FY 26 TO</u></b> | UTILITIES    | FY 2024 - | \$2,748,000  | (T) |
|                      | <b><u>FY 27.</u></b>  | CONSTRUCTION | FY 2027 - | \$3,895,000  | (T) |
|                      |   |              | FY 2028 - | \$4,226,000  | (T) |
|                      |   |              | FY 2029 - | \$379,000    | (T) |
|                      |   |              |           | \$12,248,000 |     |

|                      |   |              |           |             |     |
|----------------------|---|--------------|-----------|-------------|-----|
| U-6027               | US 1 (PROPOSED) /SR 1516 (GREENE STREET), US 220            | RIGHT-OF-WAY | FY 2024 - | \$17,000    | (T) |
| RICHMOND             | TO US 1 IN ROCKINGHAM. WIDEN TO 3-LANE FACILITY             |              | FY 2025 - | \$631,000   | (T) |
| <b>PROJ.CATEGORY</b> | AND RE-ROUTE US 1 ALONG PROJECT.                            |              | FY 2026 - | \$712,000   | (T) |
| DIVISION             | <b><u>TO ALLOW ADDITIONAL TIME FOR PLANNING AND</u></b>     |              | FY 2027 - | \$170,000   | (T) |
|                      | <b><u>DESIGN, DELAY RIGHT-OF-WAY AND UTILITIES FROM</u></b> |              | FY 2028 - | \$170,000   | (T) |
|                      | <b><u>FY 23 TO FY 24 AND CONSTRUCTION FROM FY 26 TO</u></b> | UTILITIES    | FY 2024 - | \$2,000,000 | (T) |
|                      | <b><u>FY 27.</u></b>  | CONSTRUCTION | FY 2027 - | \$47,000    | (T) |
|                      |   |              | FY 2028 - | \$3,208,000 | (T) |
|                      |   |              | FY 2029 - | \$1,445,000 | (T) |
|                      |   |              |           | \$8,400,000 |     |

## DIVISION 9

|                      |  |              |           |           |        |
|----------------------|--|--------------|-----------|-----------|--------|
| EB-5957              | SR 2648 (OLD WINSTON ROAD), EXISTING SIDEWALK            | CONSTRUCTION | FY 2023 - | \$186,000 | (BGDA) |
| FORSYTH              | ACROSS FROM SEVENTH DAY ADVENTIST CHURCH                 |              | FY 2023 - | \$46,000  | (L)    |
| <b>PROJ.CATEGORY</b> | PARKING LOT TO HOPKINS ROAD IN KERNERSVILLE.             |              |           | \$232,000 |        |
| DIVISION             | CONSTRUCT SIDEWALK ON SOUTH SIDE.                        |              |           |           |        |
|                      | <b><u>TO ALLOW ADDITIONAL TIME FOR DESIGN, DELAY</u></b> |              |           |           |        |
|                      | <b><u>CONSTRUCTION FROM FY 22 TO FY 23.</u></b>          |              |           |           |        |

\* INDICATES FEDERAL AMENDMENT

Wednesday, February 8, 2023

26

## REVISIONS TO THE 2020-2029 STIP

TRANSPORTATION PROGRAM  
STIP MODIFICATIONS

## DIVISION 9

|                      |  |              |           |                    |        |
|----------------------|--|--------------|-----------|--------------------|--------|
| HS-2009B             | US 64, US 64 FROM SR 2782 (BOWERS ROAD TO EAST           | UTILITIES    | FY 2023 - | \$20,000           | (HSIP) |
| DAVIDSON             | OF SR 2012 / SR 2227 (HEATH CHURCH ROAD / NEW            | CONSTRUCTION | FY 2023 - | \$15,000           | (HSIP) |
| <b>PROJ.CATEGORY</b> | BOWERS ROAD). CONSTRUCT 4 REDUCED CONFLICT               |              | FY 2024 - | <u>\$1,485,000</u> | (HSIP) |
| REGIONAL             | INTERSECTIONS AND LEFT-OVER WITH U-TURN BULB             |              |           | \$1,520,000        |        |
|                      | EAST OF SR 2012 / SR 2227.                               |              |           |                    |        |
|                      | <b><u>DELETE RIGHT-OF-WAY PER DIVISION.</u></b>          |              |           |                    |        |
|                      |  |              |           |                    |        |
| * HS-2009F           | NC 109, NC 109 IN FORSYTH COUNTY FROM MILE POST          | CONSTRUCTION | FY 2023 - | <u>\$600,000</u>   | (HSIP) |
| DAVIDSON             | 0.256 TO DAVIDSON COUNTY MILE POST 38.367.               |              |           | \$600,000          |        |
| FORSYTH              | INSTALL CENTERLINE AND EDGELINE SINUSOIDAL               |              |           |                    |        |
| <b>PROJ.CATEGORY</b> | RUMBLESTRIPES.   |              |           |                    |        |
| REGIONAL             | <b><u>ADD SEGMENT "F" NOT PREVIOUSLY PROGRAMMED.</u></b> |              |           |                    |        |
|                      |  |              |           |                    |        |
| * HS-2009G           | NC (REYNOLDS ROAD), NC 67 (REYNOLDS ROAD) AT             | RIGHT-OF-WAY | FY 2023 - | \$25,000           | (HSIP) |
| FORSYTH              | BETHABARA PARK BOULEVARD. UPGRADE TRAFFIC                | UTILITIES    | FY 2023 - | \$60,000           | (HSIP) |
| <b>PROJ.CATEGORY</b> | SIGNAL AND INSTALL PEDESTRIAN SIGNALS,                   | CONSTRUCTION | FY 2024 - | <u>\$331,000</u>   | (HSIP) |
| REGIONAL             | CROSSWALKS, AND OTHER PEDESTRIAN                         |              |           | \$416,000          |        |
|                      | ACCOMODATIONS.   |              |           |                    |        |
|                      | <b><u>ADD SEGMENT "G" NOT PREVIOUSLY PROGRAMMED.</u></b> |              |           |                    |        |
|                      |  |              |           |                    |        |
| P-5722               | NORFOLK SOUTHERN, KIMBERLY CLARK IN                      | CONSTRUCTION | FY 2025 - | \$51,000           | (T)    |
| DAVIDSON             | LEXINGTON. CONSTRUCT LEAD.                               |              | FY 2025 - | \$1,019,000        | (O)    |
| <b>PROJ.CATEGORY</b> | <b><u>TO ALLOW ADDITIONAL TIME FOR DESIGN, DELAY</u></b> |              | FY 2026 - | <u>\$968,000</u>   | (T)    |
| REGIONAL             | <b><u>CONSTRUCTION FROM FY 24 TO FY 25.</u></b>          |              |           | \$2,038,000        |        |

\* INDICATES FEDERAL AMENDMENT

Wednesday, February 8, 2023

## REVISIONS TO THE 2020-2029 STIP

TRANSPORTATION PROGRAM  
STIP MODIFICATIONS

## DIVISION 9

|                      |   |              |                 |                    |     |
|----------------------|---|--------------|-----------------|--------------------|-----|
| R-2577A              | US 158, MULTI-LANES NORTH OF US 421 / I-40                | RIGHT-OF-WAY | FY 2023 -       | \$12,100,000       | (T) |
| FORSYTH              | BUSINESS TO SR 1965 (BELEWS CREEK ROAD)                   | BUILD NC CON | FY 2024 -       | \$1,287,000        | (T) |
| <b>PROJ.CATEGORY</b> | <b><u>COST INCREASE EXCEEDING \$2 MILLION AND 25%</u></b> |              | FY 2025 -       | \$1,287,000        | (T) |
| REGIONAL             | <b><u>THRESHOLDS.</u></b>                                 |              | FY 2026 -       | \$1,287,000        | (T) |
|                      |   |              | FY 2027 -       | \$1,287,000        | (T) |
|                      |   |              | FY 2028 -       | \$1,287,000        | (T) |
|                      |   |              | FY 2029 -       | \$1,287,000        | (T) |
|                      |   |              | AFTER FY 2029 - | \$11,583,000       | (T) |
|                      |   | CONSTRUCTION | FY 2024 -       | \$7,461,000        | (T) |
|                      |   |              | FY 2025 -       | \$18,918,000       | (T) |
|                      |   |              | FY 2026 -       | \$15,067,000       | (T) |
|                      |   |              | FY 2027 -       | \$10,430,000       | (T) |
|                      |   |              | FY 2028 -       | <u>\$2,724,000</u> | (T) |
|                      |   |              |                 | \$86,005,000       |     |

## DIVISION 10

|                      |   |              |           |                  |       |
|----------------------|---|--------------|-----------|------------------|-------|
| * B-5808             | US 29/US 601, REPLACE BRIDGE 120057 AND BRIDGE            | CONSTRUCTION | FY 2023 - | \$3,180,000      | (BFP) |
| CABARRUS             | 120059 OVER IRISH BUFFALO CREEK.                          |              | FY 2024 - | \$6,130,000      | (BFP) |
| <b>PROJ.CATEGORY</b> | <b><u>COST INCREASE EXCEEDING \$2 MILLION AND 25%</u></b> |              | FY 2025 - | <u>\$790,000</u> | (BFP) |
| REGIONAL             | <b><u>THRESHOLDS.</u></b>                                 |              |           | \$10,100,000     |       |

|                      |   |              |           |                 |        |
|----------------------|---|--------------|-----------|-----------------|--------|
| * BL-0011            | CROSS STREET, SR 1735 (EAST UNION STREET), NC         | ENGINEERING  | FY 2023 - | \$50,000        | (BGDA) |
| UNION                | 205 (NORTH ELM STREET) AND SR 1740 (MAIN              |              | FY 2023 - | \$13,000        | (L)    |
| <b>PROJ.CATEGORY</b> | STREET), NC 205 (NORTH ELM STREET) AND SR 1735        | CONSTRUCTION | FY 2024 - | \$268,000       | (BGDA) |
| DIVISION             | (EAST UNION STREET). CONSTRUCT PEDESTRIAN             |              | FY 2024 - | <u>\$67,000</u> | (L)    |
|                      | IMPROVEMENTS AND INSTALL PAVEMENT MARKINGS.           |              |           | \$398,000       |        |
|                      | <b><u>MODIFY SCOPE AT THE REQUEST OF THE MPO.</u></b> |              |           |                 |        |

|                      |   |              |           |                  |        |
|----------------------|---|--------------|-----------|------------------|--------|
| EB-6050              | NC 24 (W.T. HARRIS BOULEVARD), PLAZA ROAD TO              | ENGINEERING  | FY 2023 - | \$6,000          | (TADA) |
| MECKLENBURG          | GRIER ROAD. CONSTRUCT SIDEWALK.                           |              | FY 2023 - | \$4,000          | (L)    |
| <b>PROJ.CATEGORY</b> | <b><u>TO REFLECT THE LATEST DELIVERY SCHEDULE.</u></b>    | RIGHT-OF-WAY | FY 2023 - | \$72,000         | (TADA) |
| DIVISION             | <b><u>DELAY PRELIMINARY ENGINEERING FROM FY 22 TO</u></b> |              | FY 2023 - | \$48,000         | (L)    |
|                      | <b><u>FY 23.</u></b>                                      | CONSTRUCTION | FY 2025 - | \$1,151,000      | (TADA) |
|                      |   |              | FY 2025 - | <u>\$767,000</u> | (L)    |
|                      |   |              |           | \$2,048,000      |        |

\* INDICATES FEDERAL AMENDMENT

Wednesday, February 8, 2023

28

## REVISIONS TO THE 2020-2029 STIP

TRANSPORTATION PROGRAM  
STIP MODIFICATIONS

## DIVISION 10

|                      |  |              |                 |              |         |
|----------------------|--|--------------|-----------------|--------------|---------|
| EB-6052              | W.T. HARRIS BOULEVARD, NORTH TRYON STREET TO   | ENGINEERING  | FY 2023 -       | \$6,000      | (TADA)  |
| MECKLENBURG          | JW CLAY BOULEVARD. CONSTRUCT SHARED-USE  |              | FY 2023 -       | \$4,000      | (L)     |
| <b>PROJ.CATEGORY</b> | PATH.  | RIGHT-OF-WAY | FY 2023 -       | \$240,000    | (TADA)  |
| DIVISION             | <b><u>TO REFLECT THE LATEST DELIVERY SCHEDULE,<br/>DELAY PRELIMINARY ENGINEERING FROM FY 22 TO<br/>FY 23.</u></b>  | CONSTRUCTION | FY 2023 -       | \$160,000    | (L)     |
|                      |  |              | FY 2025 -       | \$751,000    | (TADA)  |
|                      |  |              | FY 2025 -       | \$501,000    | (L)     |
|                      |  |              |                 | \$1,662,000  |         |
| HS-2010I             | NC 16 (PROVIDENCE ROAD), SR 1307 (BONDS GROVE  | RIGHT-OF-WAY | FY 2024 -       | \$120,000    | (HSIP)  |
| UNION                | CHURCH ROAD) INTERSECTION NEAR MARVIN. WIDEN   | UTILITIES    | FY 2024 -       | \$120,000    | (HSIP)  |
| <b>PROJ.CATEGORY</b> | ROAD, ADD TURN LANE, AND INSTALL TRAFFIC SIGNAL.   | CONSTRUCTION | FY 2025 -       | \$495,000    | (HSIP)  |
| REGIONAL             | <b><u>DELAY RIGHT-OF-WAY AND UTILITIES FROM FY 23 TO<br/>FY 24. THIS IS A CORRECTION TO AN AMENDMENT<br/>THAT WAS APPROVED IN NOVEMBER 2022.</u></b>                       |              | FY 2026 -       | \$364,000    | (HSIP)  |
|                      |  |              |                 | \$1,099,000  |         |
| R-5798               | US 74 (ANDREW JACKSON HIGHWAY), GRAHAM   | RIGHT-OF-WAY | FY 2025 -       | \$3,330,000  | (BGANY) |
| ANSON                | STREET TO SR 1749. CONSTRUCT MEDIAN.   |              | FY 2026 -       | \$4,440,000  | (BGANY) |
| <b>PROJ.CATEGORY</b> | <b><u>TO ALLOW ADDITIONAL TIME FOR PRELIMINARY<br/>ENGINEERING, DELAY RIGHT-OF-WAY AND UTILITIES<br/>FROM FY 23 TO FY 25 AND CONSTRUCTION FROM FY<br/>26 TO FY 29.</u></b> |              | FY 2027 -       | \$1,480,000  | (BGANY) |
| STATEWIDE            |  |              | FY 2028 -       | \$4,070,000  | (BGANY) |
|                      |  | UTILITIES    | FY 2029 -       | \$1,480,000  | (BGANY) |
|                      |  |              | FY 2025 -       | \$2,450,000  | (BGANY) |
|                      |  |              | FY 2026 -       | \$2,450,000  | (BGANY) |
|                      |  | CONSTRUCTION | FY 2029 -       | \$9,938,000  | (BGANY) |
|                      |  |              | AFTER FY 2029 - | \$11,362,000 | (BGANY) |
|                      |  |              |                 | \$41,000,000 |         |
| U-2509EB             | INDEPENDENCE POINTE PARKWAY, SARDIS ROAD TO  | RIGHT-OF-WAY | FY 2024 -       | \$3,150,000  | (T)     |
| MECKLENBURG          | SR 3474 (SAM NEWELL ROAD). CONSTRUCT ROADWAY   |              | FY 2025 -       | \$6,300,000  | (T)     |
| <b>PROJ.CATEGORY</b> | ON NEW LOCATION.   |              | FY 2026 -       | \$3,150,000  | (T)     |
| DIVISION             | <b><u>CREATE NEW SEGMENT U-2509EB AT THE REQUEST<br/>OF THE DIVISION AND MPO.</u></b>  | UTILITIES    | FY 2024 -       | \$300,000    | (T)     |
|                      |  |              | FY 2025 -       | \$300,000    | (T)     |
|                      |  | CONSTRUCTION | FY 2027 -       | \$3,222,000  | (T)     |
|                      |  |              | FY 2028 -       | \$3,639,000  | (T)     |
|                      |  |              | FY 2029 -       | \$1,339,000  | (T)     |
|                      |  |              | AFTER FY 2029 - | \$0          | (T)     |
|                      |  |              |                 | \$21,400,000 |         |

\* INDICATES FEDERAL AMENDMENT

Wednesday, February 8, 2023

29



## REVISIONS TO THE 2020-2029 STIP

TRANSPORTATION PROGRAM  
STIP MODIFICATIONS

## DIVISION 10

|                      |   |              |                 |               |     |
|----------------------|---|--------------|-----------------|---------------|-----|
| U-3415A              | SR 1394 (POPLAR TENT ROAD), EAST OF I-85 TO                 | RIGHT-OF-WAY | FY 2025 -       | \$543,000     | (T) |
| CABARRUS             | GEORGE LILES PARKWAY. WIDEN TO MULTI-LANES.                 |              | FY 2026 -       | \$3,259,000   | (T) |
| <b>PROJ.CATEGORY</b> | <b><u>TO ALLOW ADDITIONAL TIME FOR PRELIMINARY</u></b>      |              | FY 2027 -       | \$3,259,000   | (T) |
| <b>DIVISION</b>      | <b><u>ENGINEERING, DELAY RIGHT-OF-WAY AND UTILITIES</u></b> |              | FY 2028 -       | \$3,259,000   | (T) |
|                      | <b><u>FROM FY 24 TO FY 25 AND CONSTRUCTION FROM FY</u></b>  |              | FY 2029 -       | \$2,580,000   | (T) |
|                      | <b><u>27 TO FY 28.</u></b>                                  | UTILITIES    | FY 2025 -       | \$450,000     | (T) |
|                      |   |              | FY 2026 -       | \$450,000     | (T) |
|                      |   | CONSTRUCTION | FY 2028 -       | \$277,000     | (T) |
|                      |   |              | FY 2029 -       | \$10,877,000  | (T) |
|                      |   |              | AFTER FY 2029 - | \$16,559,000  | (T) |
|                      |   |              |                 | \$41,513,000  |     |
| U-5766B              | NC 160, NC 49 (SOUTH TRYON ROAD) TO I-485. WIDEN            | RIGHT-OF-WAY | FY 2025 -       | \$9,734,000   | (T) |
| MECKLENBURG          | TO MULTI-LANES.   |              | FY 2026 -       | \$14,601,000  | (T) |
| <b>PROJ.CATEGORY</b> | <b><u>TO ALLOW ADDITIONAL TIME FOR PRELIMINARY</u></b>      |              | FY 2027 -       | \$14,601,000  | (T) |
| <b>REGIONAL</b>      | <b><u>ENGINEERING, DELAY RIGHT-OF-WAY AND UTILITIES</u></b> |              | FY 2028 -       | \$13,384,000  | (T) |
|                      | <b><u>FROM FY 24 TO FY 25 AND CONSTRUCTION FROM FY</u></b>  |              | FY 2029 -       | \$7,080,000   | (T) |
|                      | <b><u>27 TO FY 29.</u></b>                                  | UTILITIES    | FY 2025 -       | \$3,250,000   | (T) |
|                      |   |              | FY 2026 -       | \$3,250,000   | (T) |
|                      |   | CONSTRUCTION | FY 2029 -       | \$658,000     | (T) |
|                      |   |              | AFTER FY 2029 - | \$65,142,000  | (T) |
|                      |   |              |                 | \$131,700,000 |     |

## DIVISION 11

|                      |   |              |           |             |       |
|----------------------|---|--------------|-----------|-------------|-------|
| B-5833               | US 21 BUSINESS, REPLACE BRIDGE 980029 OVER I-77.            | CONSTRUCTION | FY 2024 - | \$1,347,000 | (BFP) |
| YADKIN               |   |              | FY 2025 - | \$2,143,000 | (BFP) |
| <b>PROJ.CATEGORY</b> | <b><u>TO ALLOW ADDITIONAL TIME FOR RIGHT-OF-WAY</u></b>     |              | FY 2026 - | \$1,109,000 | (BFP) |
| <b>REGIONAL</b>      | <b><u>ACQUISITION, DELAY CONSTRUCTION FROM FY 23 TO</u></b> |              |           | \$4,599,000 |       |
|                      | <b><u>FY 24.</u></b>  |              |           |             |       |

|                      |  |              |           |             |       |
|----------------------|--|--------------|-----------|-------------|-------|
| HB-0020              | SR 1185 (CURTIS BRIDGE ROAD), REPLACE BRIDGE           | RIGHT-OF-WAY | FY 2025 - | \$85,000    | (DP)  |
| WILKES               | 960730 OVER YADKIN RIVER.                              |              | FY 2025 - | \$341,000   | (HFB) |
| <b>PROJ.CATEGORY</b> | <b><u>UPDATE FUNDING AS A RESULT OF RECEIVING</u></b>  |              | FY 2026 - | \$94,000    | (DP)  |
| <b>DIVISION</b>      | <b><u>FEDERAL RAISE GRANT. DP REPRESENTS RAISE</u></b> |              | FY 2026 - | \$376,000   | (HFB) |
|                      | <b><u>GRANT FUNDS.</u></b>                             |              | FY 2027 - | \$22,000    | (DP)  |
|                      |  |              | FY 2027 - | \$90,000    | (HFB) |
|                      |  |              | FY 2028 - | \$22,000    | (DP)  |
|                      |  |              | FY 2028 - | \$90,000    | (HFB) |
|                      |  | CONSTRUCTION | FY 2027 - | \$13,000    | (DP)  |
|                      |  |              | FY 2027 - | \$51,000    | (HFB) |
|                      |  |              | FY 2028 - | \$768,000   | (DP)  |
|                      |  |              | FY 2028 - | \$3,071,000 | (HFB) |
|                      |  |              | FY 2029 - | \$499,000   | (DP)  |
|                      |  |              | FY 2029 - | \$1,998,000 | (HFB) |
|                      |  |              |           | \$7,520,000 |       |

\* INDICATES FEDERAL AMENDMENT

Wednesday, February 8, 2023

30

## REVISIONS TO THE 2020-2029 STIP

TRANSPORTATION PROGRAM  
STIP MODIFICATIONS

## DIVISION 11

|                      |   |              |           |              |     |
|----------------------|---|--------------|-----------|--------------|-----|
| R-5714               | US 601, US 52 TO SR 1365 (FORREST DRIVE). UPGRADE           | CONSTRUCTION | FY 2025 - | \$117,000    | (T) |
| SURRY                | ROADWAY.  |              | FY 2026 - | \$5,569,000  | (T) |
| <b>PROJ.CATEGORY</b> | <b><u>TO ALLOW ADDITIONAL TIME FOR RIGHT-OF-WAY</u></b>     |              | FY 2027 - | \$4,871,000  | (T) |
| REGIONAL             | <b><u>ACQUISITION, DELAY CONSTRUCTION FROM FY 23 TO</u></b> |              | FY 2028 - | \$1,143,000  | (T) |
|                      | <b><u>FY 25.</u></b>  |              |           | \$11,700,000 |     |

|                      |  |              |           |             |     |
|----------------------|--|--------------|-----------|-------------|-----|
| R-5831               | US 601 (CAROLINA AVENUE) AND NC 67 (MAIN                   | UTILITIES    | FY 2023 - | \$650,000   | (T) |
| YADKIN               | STREET). UPGRADE INTERSECTION.                             | CONSTRUCTION | FY 2024 - | \$501,000   | (T) |
| <b>PROJ.CATEGORY</b> | <b><u>TO ALLOW ADDITIONAL TIME FOR UTILITY</u></b>         |              | FY 2025 - | \$3,399,000 | (T) |
| DIVISION             | <b><u>RELOCATION, DELAY CONSTRUCTION FROM FY 23 TO</u></b> |              |           | \$4,550,000 |     |
|                      | <b><u>FY 24.</u></b>                                       |              |           |             |     |

|                      |  |              |           |           |     |
|----------------------|--|--------------|-----------|-----------|-----|
| U-6035               | SR 1002 (DUDLEY SHOALS ROAD) AND SR 1751 (GRACE            | CONSTRUCTION | FY 2024 - | \$136,000 | (T) |
| CALDWELL             | CHAPEL ROAD/CAMPGROUND ROAD)/SR 1752 (PEACH                |              | FY 2025 - | \$789,000 | (T) |
| <b>PROJ.CATEGORY</b> | ORCHARD ROAD). CONSTRUCT ROUNDABOUT.                       |              |           | \$925,000 |     |
| DIVISION             | <b><u>TO ALLOW ADDITIONAL TIME FOR UTILITY</u></b>         |              |           |           |     |
|                      | <b><u>RELOCATION, DELAY CONSTRUCTION FROM FY 23 TO</u></b> |              |           |           |     |
|                      | <b><u>FY 24.</u></b>                                       |              |           |           |     |

|                      |   |              |           |             |     |
|----------------------|---|--------------|-----------|-------------|-----|
| U-6036               | SR 1109 (PINWOOD ROAD), US 321 TO SR 1931 (BERT             | CONSTRUCTION | FY 2024 - | \$88,000    | (T) |
| CALDWELL             | HUFFMAN ROAD). UPGRADE ROADWAY.                             |              | FY 2025 - | \$4,005,000 | (T) |
| <b>PROJ.CATEGORY</b> | <b><u>TO ALLOW ADDITIONAL TIME FOR RIGHT-OF-WAY</u></b>     |              | FY 2026 - | \$3,576,000 | (T) |
| DIVISION             | <b><u>ACQUISITION, DELAY CONSTRUCTION FROM FY 23 TO</u></b> |              | FY 2027 - | \$1,131,000 | (T) |
|                      | <b><u>FY 24.</u></b>  |              |           | \$8,800,000 |     |

## DIVISION 12

|                      |  |              |           |             |     |
|----------------------|--|--------------|-----------|-------------|-----|
| * R-2307BA           | NC 150, GOOD LUCK LANE TO MORRISON PLANTATION          | CONSTRUCTION | FY 2023 - | \$1,600,000 | (T) |
| IREDELL              | PARKWAY. EXTEND EASTBOUND RIGHT AND                    |              |           | \$1,600,000 |     |
| <b>PROJ.CATEGORY</b> | THROUGH LANE.  |              |           |             |     |
| REGIONAL             | <b><u>ADD SEGMENT BA NOT PREVIOUSLY PROGRAMMED</u></b> |              |           |             |     |
|                      | <b><u>AT THE REQUEST OF THE DIVISION.</u></b>          |              |           |             |     |

\* INDICATES FEDERAL AMENDMENT

Wednesday, February 8, 2023

## REVISIONS TO THE 2020-2029 STIP

TRANSPORTATION PROGRAM  
STIP MODIFICATIONS

## DIVISION 13

|  |   |   |  |
|--|---|---|--|
| * B-5869<br>BURKE<br><b>PROJ.CATEGORY</b><br>REGIONAL    | US 64/70, REPLACE BRIDGE 110099 OVER SOUTHERN RAILROAD.<br><b><u>COST INCREASE EXCEEDING \$2 MILLION AND 25% THRESHOLDS.</u></b>  | CONSTRUCTION                                | FY 2023 - \$5,912,000 (BFP)<br>FY 2024 - \$8,243,000 (BFP)<br>FY 2025 - <u>\$5,045,000</u> (BFP)<br>\$19,200,000   |
| * B-5989<br>MADISON<br><b>PROJ.CATEGORY</b><br>DIVISION  | SR 1395, REPLACE BRIDGE 560071 OVER BIG LAUREL CREEK.<br><b><u>COST INCREASE EXCEEDING \$2 MILLION AND 25% THRESHOLDS.</u></b>  | UTILITIES<br>CONSTRUCTION                   | FY 2023 - \$130,000 (BGOFF)<br>FY 2023 - \$2,576,000 (BGOFF)<br>FY 2024 - <u>\$2,024,000</u> (BGOFF)<br>\$4,730,000  |
| EB-5547A<br>BUNCOMBE<br><b>PROJ.CATEGORY</b><br>DIVISION | BLACK MOUNTAIN RIVERWALK GREENWAY, CONSTRUCT MULTI-USE PATH FROM BLACK MOUNTAIN AVENUE TO FLAT CREEK GREENWAY.<br><b><u>TO REFLECT THE LATEST DELIVERY SCHEDULE, DELAY PRELIMINARY ENGINEERING FROM FY 22 TO FY 23.</u></b>   | ENGINEERING<br>RIGHT-OF-WAY<br>CONSTRUCTION | FY 2023 - \$232,000 (BGANY)<br>FY 2023 - \$58,000 (L)<br>FY 2023 - \$32,000 (BGANY)<br>FY 2023 - \$8,000 (L)<br>FY 2024 - \$1,151,000 (BGANY)<br>FY 2024 - <u>\$288,000</u> (L)<br>\$1,769,000 |
| EB-5547B<br>BUNCOMBE<br><b>PROJ.CATEGORY</b><br>DIVISION | BLACK MOUNTAIN RIVERWALK GREENWAY, CONSTRUCT MULTI-USE PATH FROM BLACK MOUNTAIN AVENUE TO THE OAKS TRAIL.<br><b><u>TO ALLOW ADDITIONAL TIME FOR RIGHT-OF-WAY ACQUISITION, DELAY CONSTRUCTION FROM FY 23 TO FY 24.</u></b>   | CONSTRUCTION                                | FY 2024 - \$1,413,000 (BGANY)<br>FY 2024 - <u>\$353,000</u> (L)<br>\$1,766,000   |
| EB-5753<br>McDOWELL<br><b>PROJ.CATEGORY</b><br>DIVISION  | SR 1703 (BALDWIN AVENUE), PERRY STREET TO US 70 (E COURT ST). CONSTRUCT CURB AND GUTTER, AND SIDEWALK ALONG EAST SIDE AND INSTALL CROSSWALKS.<br><b><u>TO ALLOW ADDITIONAL TIME FOR PLANNING AND DESIGN, DELAY RIGHT-OF-WAY AND UTILITIES FROM FY 22 TO FY 23 AND CONSTRUCTION FROM FY 23 TO FY 24.</u></b> | RIGHT-OF-WAY<br>CONSTRUCTION                | FY 2023 - \$80,000 (TA5200)<br>FY 2023 - \$20,000 (L)<br>FY 2024 - \$250,000 (TA5200)<br>FY 2024 - <u>\$62,000</u> (L)<br>\$412,000  |

\* INDICATES FEDERAL AMENDMENT

Wednesday, February 8, 2023

32

## REVISIONS TO THE 2020-2029 STIP

TRANSPORTATION PROGRAM  
STIP MODIFICATIONS

## DIVISION 13

|  |   |              |  |
|--|---|--------------|--|
| HL-0003<br>BUNCOMBE<br><b>PROJ.CATEGORY</b><br>REGIONAL  | US 19/23 BUSINESS (HAYWOOD ROAD), UPGRADE<br>ROADWAY (INCLUDING RESURFACING AND<br>PEDESTRIAN IMPROVEMENTS) FROM US 19/23/74<br>(PATTON AVENUE) TO RIDGELAWN ROAD.<br><b><u>TO ALLOW ADDITIONAL TIME FOR PRELIMINARY<br/>ENGINEERING, DELAY CONSTRUCTION FROM FY 23<br/>TO FY 24.</u></b> | CONSTRUCTION | FY 2024 - \$708,000 (BGANY)<br>FY 2024 - \$480,000 (BGDA)<br>FY 2024 - \$653,000 (S(M))<br>FY 2025 - \$1,717,000 (BGANY)<br>FY 2025 - \$1,166,000 (BGDA)<br>FY 2025 - \$1,585,000 (S(M))<br>FY 2026 - \$474,000 (BGANY)<br>FY 2026 - \$322,000 (BGDA)<br>FY 2026 - \$438,000 (S(M))<br>\$7,543,000 |
| HS-2013I<br>MADISON<br><b>PROJ.CATEGORY</b><br>DIVISION  | SR 1318 (BIG LAUREL ROAD), SR 1340 TO SR 1636<br>NEAR MARS HILL. INSTALL GUARDRAIL.<br><b><u>ADD PROJECT BREAK AT THE REQUEST OF THE<br/>TRANSPORTATION MOBILITY AND SAFETY DIVISION.</u></b>   | CONSTRUCTION | FY 2024 - \$525,000 (HSIP)<br>\$525,000  |
| HS-2013J<br>YANCEY<br><b>PROJ.CATEGORY</b><br>REGIONAL   | US 19W, SR 1454 TO SR 1382 NEAR BURNSVILLE.<br>INSTALL GUARDRAIL.<br><b><u>ADD PROJECT BREAK AT THE REQUEST OF THE<br/>TRANSPORTATION MOBILITY AND SAFETY DIVISION.</u></b>   | CONSTRUCTION | FY 2024 - \$1,230,000 (HSIP)<br>\$1,230,000  |
| HS-2013K<br>BUNCOMBE<br><b>PROJ.CATEGORY</b><br>DIVISION | SR 1003 (REEMS CREEK ROAD), SR 2106 TO SR 2114<br>NEAR WEAVERVILLE. INSTALL GUARDRAIL.<br><b><u>ADD PROJECT BREAK AT THE REQUEST OF THE<br/>TRANSPORTATION MOBILITY AND SAFETY DIVISION.</u></b>  | CONSTRUCTION | FY 2024 - \$440,000 (HSIP)<br>\$440,000  |
| R-3430B<br>BURKE<br><b>PROJ.CATEGORY</b><br>HWY FUNDS    | SR 1001 (CONNELLY SPRINGS ROAD), REPLACE<br>BRIDGE 110010 OVER CATAWBA RIVER.<br><b><u>TO ALLOW ADDITIONAL TIME FOR PRELIMINARY<br/>ENGINEERING, DELAY CONSTRUCTION FROM FY 24<br/>TO FY 25.</u></b>  | CONSTRUCTION | FY 2025 - \$2,761,000 (HFB)<br>FY 2026 - \$8,378,000 (HFB)<br>FY 2027 - \$6,170,000 (HFB)<br>FY 2028 - \$1,693,000 (HFB)<br>\$19,002,000   |

\* INDICATES FEDERAL AMENDMENT

Wednesday, February 8, 2023

33

## REVISIONS TO THE 2020-2029 STIP

TRANSPORTATION PROGRAM  
STIP MODIFICATIONS

## DIVISION 14

|  |   |   |  |
|--|---|---|--|
| B-6054D<br>HAYWOOD<br>PROJ.CATEGORY<br>STATEWIDE           | I-40, REPLACE BRIDGE 430124 OVER SR 1338 (WHITE OAK ROAD) AND FINES CREEK.<br><b><u>TO ALLOW ADDITIONAL TIME FOR PRELIMINARY ENGINEERING, DELAY RIGHT-OF-WAY AND UTILITIES FROM FY 22 TO FY 24 AND SWITCHED TO DESIGN BUILD CONTRACTING METHOD.</u></b> | RIGHT-OF-WAY<br>UTILITIES<br>CONSTRUCTION | FY 2024 - \$5,000 (T)<br>FY 2024 - \$5,000 (T)<br>FY 2024 - \$1,568,000 (T)<br>FY 2025 - \$2,611,000 (T)<br>FY 2026 - \$821,000 (T)<br>\$5,010,000                                 |
| B-6054E<br>HAYWOOD<br>PROJ.CATEGORY<br>STATEWIDE           | I-40, REPLACE BRIDGE 430142 OVER PIGEON RIVER.<br><b><u>TO ALLOW ADDITIONAL TIME FOR PRELIMINARY ENGINEERING, DELAY RIGHT-OF-WAY AND UTILITIES FROM FY 22 TO FY 24 AND SWITCHED TO DESIGN BUILD CONTRACTING METHOD.</u></b>                             | RIGHT-OF-WAY<br>UTILITIES<br>CONSTRUCTION | FY 2024 - \$5,000 (T)<br>FY 2024 - \$5,000 (T)<br>FY 2024 - \$4,924,000 (T)<br>FY 2025 - \$8,564,000 (T)<br>FY 2026 - \$4,074,000 (T)<br>FY 2027 - \$2,439,000 (T)<br>\$20,011,000 |
| * EB-5858A<br>TRANSYLVANIA<br>PROJ.CATEGORY<br>DIVISION    | BREVARD, CONSTRUCT PEDESTRIAN BRIDGE OVER DAVIDSON RIVER.<br><b><u>REMOVE SEGMENT AT THE REQUEST OF THE DIVISION. WORK TO BE ACCOMPLISHED UNDER THE PARENT PROJECT EB-5858.</u></b>   | CONSTRUCTION                              | FY 2023 - \$240,000 (TA5200)<br>FY 2023 - \$60,000 (L)<br>\$300,000  |
| * EB-5858B<br>TRANSYLVANIA<br>PROJ.CATEGORY<br>DIVISION    | BREVARD, CONSTRUCT MULTI-USE PATH ON BOTH SIDES OF NEW PEDESTRIAN BRIDGE OVER DAVIDSON RIVER.<br><b><u>REMOVE SEGMENT AT THE REQUEST OF THE DIVISION. WORK TO BE ACCOMPLISHED UNDER THE PARENT PROJECT EB-5858.</u></b>                                 | CONSTRUCTION                              | FY 2023 - \$7,000 (TA5200)<br>FY 2023 - \$2,000 (L)<br>FY 2024 - \$713,000 (TA5200)<br>FY 2024 - \$178,000 (L)<br>\$900,000  |
| U-6172A<br>HAYWOOD<br>JACKSON<br>PROJ.CATEGORY<br>DIVISION | US 23/US 74 (GREAT SMOKEY MOUNTAINS EXPRESSWAY), BLUE RIDGE PARKWAY INTERCHANGE IMPROVEMENTS.<br><b><u>SEGMENT U-6172 INTO SEGMENT A AT THE REQUEST OF THE DIVISION AND MPO.</u></b>  | RIGHT-OF-WAY<br>UTILITIES<br>CONSTRUCTION | FY 2029 - \$110,000 (BGLT5)<br>FY 2029 - \$100,000 (BGLT5)<br>AFTER FY 2029 - \$1,700,000 (BGLT5)<br>\$1,910,000   |

\* INDICATES FEDERAL AMENDMENT

Wednesday, February 8, 2023

## REVISIONS TO THE 2020-2029 STIP

TRANSPORTATION PROGRAM  
STIP MODIFICATIONS

## DIVISION 14

|                      |  |              |                 |             |         |
|----------------------|--|--------------|-----------------|-------------|---------|
| U-6172B              | US 23/US 74 (GREAT SMOKEY MOUNTAINS                        | RIGHT-OF-WAY | FY 2029 -       | \$100,000   | (BGLT5) |
| HAYWOOD              | EXPRESSWAY), SR 1777 (BALSAM VIEW DRIVE) TO SR             | UTILITIES    | FY 2029 -       | \$250,000   | (BGLT5) |
| JACKSON              | 1158 (OLD BALSAM ROAD). MODERNIZE ROADWAY.                 | CONSTRUCTION | AFTER FY 2029 - | \$2,750,000 | (BGLT5) |
| <b>PROJ.CATEGORY</b> | <b><u>SEGMENT U-6172 INTO SEGMENT B AT THE REQUEST</u></b> |              |                 | \$3,100,000 |         |
| <b>DIVISION</b>      | <b><u>OF THE DIVISION AND MPO.</u></b>                     |              |                 |             |         |

## STIP DELETIONS

## DIVISION 3

|                      |  |              |           |           |        |
|----------------------|--|--------------|-----------|-----------|--------|
| EB-6029              | CLARENDON AVENUE, CONSTRUCT MULTI-USE PATH         | CONSTRUCTION | FY 2024 - | \$516,000 | (TADA) |
| NEW HANOVER          | ALONG CLARENDON AVENUE FROM 4TH STREET TO          |              | FY 2024 - | \$129,000 | (L)    |
| <b>PROJ.CATEGORY</b> | SR 1573 (DOW ROAD).                                |              |           | \$645,000 |        |
| <b>DIVISION</b>      | <b><u>DELETE PROJECT AT THE REQUEST OF THE</u></b> |              |           |           |        |
|                      | <b><u>MUNICIPALITY.</u></b>                        |              |           |           |        |

## DIVISION 7

|                      |   |          |           |         |        |
|----------------------|---|----------|-----------|---------|--------|
| TP-5161              | BURLINGTON, PLANNING FOR FIXED ROUTE SERVICE            | PLANNING | FY 2020 - | \$1,000 | (L)    |
| ALAMANCE             | EXPANSION   |          | FY 2020 - | \$4,000 | (5307) |
| <b>PROJ.CATEGORY</b> | <b><u>DELETE PROJECT AT THE REQUEST OF THE MPO.</u></b> |          |           | \$5,000 |        |
| <b>PUBLIC TRANS</b>  |   |          |           |         |        |

## DIVISION 13

|                      |   |             |           |           |        |
|----------------------|---|-------------|-----------|-----------|--------|
| * EB-5830            | LEXINGTON AVENUE, PATTON AVENUE TO SOUTHSIDE            | ENGINEERING | FY 2022 - | \$540,000 | (BGDA) |
| BUNCOMBE             | AVENUE. IMPROVE BICYCLE AND PEDESTRIAN                  |             | FY 2022 - | \$135,000 | (L)    |
| <b>PROJ.CATEGORY</b> | INFRASTRUCTURE.   |             |           | \$675,000 |        |
| <b>DIVISION</b>      | <b><u>DELETE PROJECT AT THE REQUEST OF THE MPO.</u></b> |             |           |           |        |

\* INDICATES FEDERAL AMENDMENT

Wednesday, February 8, 2023

## REVISIONS TO THE 2020-2029 STIP

## TRANSPORTATION PROGRAM

ITEM N SUMMARY

|               |     |          |              |
|---------------|-----|----------|--------------|
| ADDITIONS     | 41  | PROJECTS | \$56,628,000 |
| MODIFICATIONS | 109 | PROJECTS |              |
| DELETIONS     | 3   | PROJECTS | \$1,325,000  |
|               | 153 | PROJECTS | \$55,303,000 |

\* INDICATES FEDERAL AMENDMENT

Wednesday, February 8, 2023

February 8, 2023  
Board of Transportation Agenda – Special and Municipal Agreements

SUMMARY: There are a total of 40 agreements for approval by the Board of Transportation.

**Division 2**

Carolina Coastal Railway, Inc.  
(CLNA)  
Beaufort, Greene, Johnston,  
Martin, Nash, Pitt, Wake,  
Washington, & Wilson counties  
80000.1.4.114  
RAIL

This Supplemental Agreement No. 1 to the Project Addendum No. 4 to the CLNA Master Rail Freight Assistance Agreement covers emergency bridge repair to the CLNA corridor. The project will provide emergency bridge repair due to a bent failure in addition to the previous BOT-approved work on the June 2021 agenda of bridge modernization, crosstie upgrades, and surfacing to remove slow orders. CLNA will be responsible for construction of the project. As a condition of the award of funds, NSR and the Department will enter into a Contingent Interest Agreement and Instrument of Indebtedness (CIA) to secure a lien on the project assets for five (5) years on NSR-owned rail infrastructure, where leased to and operated by CLNA. The total supplemental funding is \$150,000, and the Department will fund up to 50% of the total project costs not to exceed \$1,247,800.

City of Greenville  
Pitt County  
EB-5539  
45529.1.1  
45529.2.F1  
45529.3.F1  
11395

This Project consists of the preliminary engineering, right-of-way, and construction of a 10-ft wide asphalt paved multi-use trail with 2-ft wide granite screenings shoulders from the western terminus of the existing South Tar River Greenway at Pitt Street to Moye Boulevard. This Supplemental Agreement allows the Department to reimburse 80% of remaining eligible costs from available TAP funds. The Municipality shall provide 20% of remaining eligible costs. The Parties agree to extend the completion date of the project to December 31, 2024 in lieu of 12/31/2019.

**Division 3**

City of Wilmington  
New Hanover  
2023CPT.03.14.10651  
11092

This Project consists of City of Wilmington Streetscape and resurfacing improvement project for US 17 (Dawson and Wooster Streets) between SR 1217 (17th St) to US 421 (3rd St). Street scape improvements include curb extensions (bulb-outs), pedestrian crossing areas, and ADA access. The Municipality will perform the work. The Department will review the plans and participate in actual construction costs. The estimated reimbursement is \$1,190,932. This agenda item supersedes the item that was approved by the BOT on March 10, 2022.



February 8, 2023  
Board of Transportation Agenda – Special and Municipal Agreements

**Division 4**

City of Goldsboro  
Wayne County  
B-4838  
38608.3.1  
1000017411

This Project consists of replacing bridge #20 on US 70B. At the request of the Municipality, the Department will relocate the water and sewer lines. The Municipality shall be responsible for 100% of the Municipal share of actual costs. The estimated cost of the relocation is \$154,228.

City of Wilson  
Wilson County  
BL-0069  
50553.1.1  
11412

This Project consists of feasibility and planning for the Hominy Creek Greenway and network connections. The Municipality is responsible for all phases of the Project. The Department will reimburse Federal RAISE grant funds up to \$950,000. The Municipality shall provide a match of \$252,532 and all costs that exceed the total estimated cost of \$1,202,532.

**Division 5**

Town of Garner  
Wake County  
U-5302  
48000.3.1  
1000016837

This Project consists of the conversion of US 401 to a superstreet from SR 1006 (Old Stage Road) to south of SR 2538 (Mechanical Boulevard) Garner Station Boulevard. in Garner. At the request of the Municipality the Department will install a sidewalk and conduit for lighting. The Municipality shall provide 30% of actual costs of sidewalk installation and 100% of all costs for the conduit installation. The estimated reimbursement to the Department is \$184,917.

900 Rand Road LLC  
Wake County  
HL-0008C  
49367.3.2  
1000017143

This Project consists of the extension of the northbound right-turn lane on NC 50 from SECU to existing right-turn lane at New Rand extension. The Department will perform the construction. The Developer shall reimburse the Department an agreed upon \$139,000 for the work. This will be considered full and complete participation for the Project.

Town of Holly Springs  
Wake County  
U-5529  
44107.1.F1  
44107.2.1  
44107.3.1  
11403

This Project consists of widening SR 1115 (Avent Ferry Road) from SR 1101 (Piney Grove Rd) to West Elm Avenue in Holly Springs. This Supplemental Agreement is to allocate additional STBG-DA funding and extend the completion date. The Department will reimburse an additional \$217,632 and the Municipality will provide the non-federal match of \$54,408. The Municipality will provide an additional contribution of \$669,632 and all costs that exceed the total available funding of \$2,695,264. The Municipality shall complete the Project by 12/31/2023 in lieu of 8/26/2022.

February 8, 2023  
Board of Transportation Agenda – Special and Municipal Agreements

**Division 5, cont.**

City of Durham  
Durham County  
HS-2005N  
49309.3.15  
1000017144

This Project consists of road safety improvements by constructing a turn lane on NC 98 at SR 1919 (Lynn Road). The Department will perform the work. The Municipality is participating in actual costs up to a total of \$500,000. The Department is responsible for all remaining costs.

Aqua North Carolina, Inc.  
Wake County  
R-2721A  
37673.3.TAGV2  
1000017382

This Project consists of the construction of I-540 from NC 55 to east. At the request of the Agency, the Department will relocate approximately 1,300 lf of 8-in waterline along Holly Springs Road from Sancroft Drive to the existing well just east of Holly Run Road. The Agency is responsible for 100% of total actual costs. The estimated cost of the relocation is \$318,268.05.

City of Creedmoor  
Granville County  
R-5707(L)  
46379.3.2  
1000013772

This Project consists of installing landscape planting in Creedmoor along NC 56 from W. Lake Street to US 15. The Department will design the landscape improvements and install plantings. The Municipality shall reimburse the Department an estimated cost of \$69,336 and all costs that exceed the estimated cost of the Project. The estimated cost of the Project is \$112,401.

Town of Knightdale  
Wake County  
SM-5705V  
48590.3.1  
1000016245

This Project consists of road improvements at US 64 Business at SR 2516 (Hodge Road). The Department will install an exclusive right turn lane and connecting sidewalk. The Municipality shall reimburse the Department 100% of actual costs for the sidewalk. The estimated cost of the Project is \$103,881.

North Carolina Department of  
Public Safety – Division of  
Emergency Management  
Wake County  
11405

This Special Reimbursement Supplement Agreement is for the Department and North Carolina Department of Public Safety – Division of Emergency Management to add a fourth (4th) position within North Carolina Emergency Management (EM) to assist with the installation of flood gauges at various locations across the state. The Department will reimburse EM the same maximum of \$1,686,500 as previously agreed to over a five (5)-year period for all the positions.

February 8, 2023  
Board of Transportation Agenda – Special and Municipal Agreements

**Division 5, cont.**

NC Carolina Wildlife Resource  
Commission (NCWRC)  
Wake County  
11398

This Project consists of establishing the Aquatic Species Program at the Historic Yates Mill County Park for endangered aquatic species including the Dwarf Wedgemussel. This second Supplemental Agreement is to establish the Aquatic Species Program Operations and Maintenance period for a total of ten (10) years at a per annum rate of no more than \$349,976.50.

**Division 7**

City of Mebane  
Alamance County  
36249.4610  
1000016976

This Project consists of the design and installation of a traffic signal at each ramp of the interchange of I-40 and SR 1114 (Buckhorn Road) in Mebane. The Department will perform the work. The Municipality will provide actual costs up to a maximum amount of \$232,000 and this shall be the Municipality's full and complete participation in the Project. The Department will provide funding for costs that exceed the total estimated cost of \$232,000.

City of Reidsville  
Guilford County  
BR-0041  
67041.1.1  
67041.3.1  
1000017151  
1000017150

This Project consists of bridge improvements on SR 2817 over US 29. At the request of the Municipality the Department shall design and relocate the water lines. The Municipality shall be responsible for 100% of the Municipal share of actual costs. The estimated cost of the relocation is \$351,072.

Town of Chapel Hill  
Orange County  
36249.4534  
1000014936

This Project consists of a traffic signal upgrade to existing signal (SIN 07-1795) at the intersection of US 15-501 and Arlen Park Drive/SR 1913 (Bennett Road) for a new Chapel Hill Transit bus stop in Chapel Hill. The Department will review the traffic signal plans and inspect the traffic signal installation. The Municipality shall reimburse the Department 100% for the work. The estimated total reimbursement is \$5,000.

City of Burlington  
Alamance County  
7.100112  
11396

This Municipal Operations Agreement (Schedule A) provides for the municipal operation of State-owned traffic signals at certain intersections on the State Highway System Streets located within or near the City of Burlington. The Department shall pay the Municipality an annual approved cost for the traffic control system operation, maintenance, and administrative costs as per the Agreement.

February 8, 2023  
Board of Transportation Agenda – Special and Municipal Agreements

**Division 7, cont.**

City of Greensboro  
Guilford County  
EB-5997  
48601.1.1  
48601.2.1  
48601.3.1  
11400

This Project consists of the design and construction of sidewalk on Green Valley Road from West Market St to Westover Terrace to include pedestrian signals, crosswalks, and wheelchair ramps. The Municipality is responsible for all phases of the Project. The Department will reimburse 80% of eligible costs from TAP funds, up to \$322,400. The Municipality will provide the non-federal match of \$80,600 and all costs that exceed the total available funding of \$403,000.

**Division 8**

Aberdeen Place, LLC  
Moore County  
U-5814  
44387.3.1  
1000017222

This project consists of the construction of a right-turn taper at the existing access to Aberdeen Place off US 15-501/NC 211 within the project limits of U-5814 in Aberdeen. Construction of the right turn taper will be completed as part of the construction of U-5814. The Department will perform the work. The Developer shall provide \$67,000 towards the Project. This shall be the Developer's full and complete payment towards the Project. The estimated cost of the Project is \$67,000.

**Division 9**

City of Salisbury (Municipality),  
National Railroad Passenger  
Corporation (Amtrak)  
Rowan County  
P-5726  
47604  
RAIL

This Agreement covers the procurement, installation, operation, and maintenance of a Passenger Information Display System (PIDS), which will provide integrated audio/visual messaging to customers, at the Salisbury Station located in Salisbury, North Carolina. Amtrak will be responsible for performing all work. The estimated cost to the Department will be \$499,439. The annual operations and maintenance cost to the Municipality will be \$2,100.

February 8, 2023  
Board of Transportation Agenda – Special and Municipal Agreements

**Division 10**

Norfolk Southern Railway  
Company (NSR/Assignor)  
Aberdeen, Carolina & Western  
railway Company  
(ACWR/Assignee)  
Cabarrus, Mecklenburg,  
Montgomery, Moore & Stanly  
Counties  
Norfolk Southern Railway  
Company (NSR/Assignor)  
Aberdeen, Carolina & Western  
railway Company  
(ACWR/Assignee)  
80000  
RAIL

The Department and NSR entered into Contingent Interest Agreements and Instruments of Indebtedness (CIAs) for 15-RF-029, 17-RF-012, 18-RF-006, 19-RF-010 (2 agreements), along with Addendum No. 2 to the ACWR Master RFA Agreement. These CIA's were executed March 23, 2016; November 20, 2017; March 22, 2018; January 7, 2019; October 7, 2019; and February 25, 2021, respectively, to secure liens on the project assets for five (5) years on NSR-owned rail infrastructure, where leased to and operated by ACWR.

This Assignment and Assumption Agreement is an acknowledgement and approval by the Department of the contingent interest transfer from NSR to ACWR through an asset sale agreement between the two parties. The terms and conditions of the CIAs will remain the same with ACWR assuming, covenanting, and agreeing to keep and fulfill all terms and conditions. There is no cost to the Department for this Agreement.

City of Charlotte  
Mecklenburg County  
HL-0057  
50540.3.1  
11404

The Project consists of the installation of overhead streetlights along NC 24 (WT Harris Boulevard) from SR 2004 (Mt. Holly - Huntersville Road) to the I-85 North Ramp. The Municipality is responsible for all phases of the project. The Department will reimburse 100% of eligible costs up to \$998,000 in Bonus Allocation funding. The Municipality shall provide an additional \$537,000 and all costs that exceed the total estimated cost of \$1,535,000.

City of Albemarle  
Stanley County  
17BP.10.R.157  
1000017522  
1000017521

This Project consists of the replacement of Bridge 830167 on SR 1421 (Bethany Road) over Town Creek. At the request of the Municipality the Department has relocated the water lines. The Municipality shall reimburse the Department 25% of actual costs or \$12,834.11. The actual cost of the relocation is 51,336.44.

Charlotte Water  
Mecklenburg County  
U-5108  
42370.3.3  
1000017336

This Project consists of the Northcross Drive extension from end of Northcross Drive to Westmoreland Road. At the Agency's request the Department shall relocate the water and sewer lines. The Agency shall reimburse the Department 100% for the total cost of actual work. The estimated cost of the relocation is \$1,397,308.04.

February 8, 2023  
Board of Transportation Agenda – Special and Municipal Agreements

**Division 10, cont.**

City of Charlotte  
Mecklenburg County  
U-2509EA  
38965.2.18  
1000017271

This Project consists of an intersection improvement at Margaret Wallace Road (SR 3156) and Arequipa Drive in Charlotte. The Municipality shall provide 35% or \$3,000,000 towards the acquirement of right of way. The Department will provide the remainder amount to acquire the right of way for the Project. The total estimated cost of acquiring the right of way is 8,571,428.57.

City of Monroe  
Union County  
W-5710AN  
44856.3.42  
1000017300

This Project consists of the installation of turn lanes at Old Charlotte Highway and Williams Road. At the request of the Municipality the Department shall relocate the water lines. The Municipality shall be responsible for 25% of actual costs. The estimated cost for the relocation is \$34,400. The estimated share of the Municipality is \$8,600.

**Division 12**

Lincoln County  
36249.4497  
1000014472

This Project consists of the installation of a new signal at NC 16B at Cherry Point Drive in Lincoln County. The Department will perform the installation and maintain the signal upon completion of the Project. The County shall reimburse the Department 100% for the Project. The estimated cost of the Project is \$300,000.

City of Hickory  
Catawba County  
BL-0067  
50269.1.1  
50269.2.1  
50269.3.1  
11384

The Project consist of the construction for a connection between the 17th Street NW Extension Multi-Use Trail and the Aviation Walk Multi-Use Trail along Clement Blvd and 19th Street Lane NE. The Municipality is responsible for all phases of the project. The Department will reimburse 80% of eligible costs up to \$1,600,000 from STBGDA funds. The Municipality shall provide a 20% non-federal match of \$400,000 and all costs that exceed \$2,000,000.

Town of Mooresville  
Iredell County  
R-3833C  
34554.3.3  
1000017493

This Project Construction of new sidewalk along Brawley School Road from SR 1116 (Talbert Rd) to US21 (Charlotte Hwy). The Municipality shall provide 30% or an estimated amount of \$105,596.10 as their match for the Project and all costs that exceed the total estimated cost of the Project. The Department will provide the remaining 70% or \$246,390.90. The estimated cost of the Project is \$351,987.

February 8, 2023  
Board of Transportation Agenda – Special and Municipal Agreements

**Division 12, cont.**

Cleveland County Water  
Cleveland County  
R-2707E  
34497.3.13  
1000016022

This Project consists of road improvements on US 74 Bypass in Shelby. At the request of the Agency, the Department will relocate the water lines. The Agency shall reimburse the Department 100% of actual costs for the betterments. The estimated cost of the Project is \$696,235.

Cleveland County Water  
Cleveland County  
R-2707D  
34497.3.12  
1000016021

Project consists of road improvements on US 74 (Shelby Bypass) from east of NC 150 to existing US 74 west of SR 2238 (Long Branch Road). The Agency shall reimburse the Department 100% of actual costs for the betterments. The estimated cost of the Project is \$340,850.

**Division 13**

Town of Black Mountain  
Buncombe County  
EB-5547A  
51045.1.2  
51045.2.2  
51045.3.2  
11363

This Project consist of the construction of a multi-use path from the intersection NC 9 and Sutton Avenue to Black Mountain Avenue. The Municipality is responsible for all phases of the project. The Department will reimburse 80% of eligible costs up to \$1,415,000 from STBGDA funds. The Municipality shall provide a 20% non-federal match of \$354,000 and all costs that exceed \$1,769,000.

Town of Black Mountain  
Buncombe County  
EB-5547B  
51045.1.3  
51045.2.3  
51045.3.3  
11362

The Project consist of the construction of a multi-use path from Black Mountain Avenue to the "In The Oaks" Trail. The Municipality is responsible for all phases of the project. The Department will reimburse 80% of eligible costs up to \$1,576,000 from STBGDA funds. The Municipality shall provide a 20% non-federal match of \$394,000 and all costs that exceed \$1,970,000.

City of Morganton  
Burke County  
B-5869  
48063.3.1  
1000013489

The Project consists of replacing bridge 99 over Norfolk Southern Railroad on US 64/70 in Burke County. At the request of the Municipality, the Department will install sidewalks, form liners for bridge rail, and vertical concrete barrier. The Municipality shall reimburse the Department actual costs of the additional work. The estimated cost to the Municipality is \$244,697.

February 8, 2023  
Board of Transportation Agenda – Special and Municipal Agreements

**Division 13, cont.**

Yancey County Chamber of  
Commerce  
Yancey County  
36249.4601  
1000016865

This Project consists of the fabrication and installation of a "Welcome to Yancey County" sign on NC 128 in Yancey County. The Department will perform the work. The County shall reimburse the Department 100% of the actual costs. The estimated cost of the Project is \$945.25.

**Division 14**

Maggie Valley  
Haywood County  
EB-5926  
47631.1.1  
47631.3.1  
1000016970

This Project consists of the construction of bicycle and pedestrian improvements along US 19 from US 276 to Fie Top Road. The Department will participate in 80% of the actual costs up to a maximum of 1,660,000. The Municipality shall provide a 20% match in the amount of \$415,000 and all actual costs the exceed the total available funding of \$2,075,000.

Town of Waynesville  
Haywood County  
U-5839  
50230.3.1  
1000016026

This Project consists of upgrading the US 276 (Russ Avenue) from US 23/74 to US 23 Business (Main Street) in Waynesville. At the request of the Municipality the Department shall install a 4" concrete sidewalk along US 276 (Russ Avenue). The Municipality shall provide 20% of actual costs of the Project. The estimated cost of the Project is \$955,500.

Town of Robbinsville  
Graham County  
36249.4585  
1000016492

This Project consists of performing maintenance on the existing historic stone walls in downtown Robbinsville. The Department shall perform the maintenance. The Municipality shall reimburse the Department 100% of the actual costs the Project. The estimated cost of the Project is \$1,100,000.

Mills River Fire Department  
Henderson County  
36249.4603  
1000016911

This Project consists of the addition of an emergency signal at NC 280/5400 Boylston Highway in Mills River. The Department will perform the installation of the signal. The Agency shall reimburse the Department 100% of actual costs of the Project. The estimated cost of the Project is \$80,000.



February 8, 2023  
Board of Transportation Agenda – Special and Municipal Agreements

SUMMARY: There are a total of 9 agreements for informational purposes only.

**Division 3**

New Hanover County  
EB-6027  
48748.1.1  
11390

This Project consists of the design for the construction of a multi-use path along Middle Sound Loop Road, Lendire Road to the Ogden Business Lane in New Hanover County. This Supplemental Agreement allows the County additional time to complete the Project. The completion date of the Project is September 30, 2023 in lieu of December 16, 2022.

**Division 4**

City of Goldsboro  
Wayne County  
EB-5707  
50403.1.1  
50403.3.1  
11305

This Project consists of the construction of the Stoney Creek Greenway in Goldsboro. This Supplemental Agreement is to reimburse an additional \$180,000 from Safe Routes to School funding. The Municipality is responsible for all phases of the project and for all costs that exceed the total available funding of \$367,500. This item previously ran on the October 6, 2022 BOT agenda; however, the Municipal participation was mis-stated.

**Division 5**

Trigate-Suncrest Brio West, LLC  
Wake County  
36249.4621  
1000017346

The Project consists of a signal modification at the intersection of Buffalo Road (SR 2215) and Old Milburnie Road (SR 2217) impacting the southbound right-turn lane. The Department will review the traffic signal plans and inspect the traffic signal installation. The Developer shall reimburse the Department 100% for the work. The estimated total reimbursement is \$5,000.

**Division 7**

Oppidan, Incorporated  
Orange County  
36249.4625  
1000017419

This Project consists of a traffic signal installation at 2 intersections: SR 1239 (US 70 I-40/85 connector) EB/NB ramps and SR 1181 (Ben Johnson Rd) at Oppidan entrance. The Department will review the traffic signal plans and inspect the traffic signal installation. The Developer shall reimburse the Department 100% for the work. The estimated total reimbursement is \$10,000.

February 8, 2023  
Board of Transportation Agenda – Special and Municipal Agreements

**Division 8**

Midland Southern Pines, Retail,  
LLC  
Moore County  
36249.4608  
1000016855

The project consists of design review and inspection of the installation of two new signals at the intersections of US 15-501/NC 211 at Partner Circle/Carolina Green and SR 1309 (Morganton Road) at Carolina Green in Southern Pines. The Department will review the traffic signal plans and inspect the traffic signal installation. The Developer shall reimburse the Department 100% for the work. The estimated total reimbursement is \$7,000.

**Division 10**

Trinity Capital Acquisitions, LLC  
Cabarrus County  
36249.4619  
1000017183

This Project consists of a signal installation at Kannapolis Parkway at Industrial Access and Signal Upgrades at NC 73 (Davidson Highway) at Amazon/New Site Access and NC 73 (Davidson Highway) at Kannapolis Parkway in Kannapolis. The Department will review the traffic signal plans and inspect the traffic signal installation. The Developer shall reimburse the Department 100% for the work. The estimated total reimbursement is \$18,000.

Epcon Communities  
Cabarrus County  
36249.4591  
1000016640

This Project consists of a review and inspection of new traffic signal at realigned intersection of SR 1168 and SR 1166. The Department will review the traffic signal plans and inspect the traffic signal installation. The Developer shall reimburse the Department 100% for the work. The estimated total reimbursement is \$6,000.

**Division 12**

City of Gastonia  
Gaston County  
36249.4617  
1000017121

This Project consists of modifying four traffic signals in Gaston County. The Department will review the traffic signal plans and inspect the traffic signal installation. The Developer shall reimburse the Department 100% for the work. The estimated total reimbursement is \$15,000.

*February 8, 2023*  
Board of Transportation Agenda – Special and Municipal Agreements

**Division 13**

City of Asheville  
Buncombe County  
36249.4623  
1000017348

This Project consists of the design review and inspection of modifications to the existing pedestrian signalization and curb ramps at the intersection of NC 81 (Swannanoa River Rd) and Bleachery Boulevard [Signal #13-1186] as part of the City of Asheville's planned greenway project in Buncombe County. The Department will review the traffic signal plans and inspect the traffic signal installation. The Developer shall reimburse the Department 100% for the work. The estimated total reimbursement is \$5,000.

## NCDOT February 2023 Board of Transportation Agenda

### Municipal Street System Changes for the Powell Bill Program

#### Deletions from the State Highway System

| Division      | County     | Municipality            | Road                         | Termini  | Length |
|---------------|------------|-------------------------|------------------------------|--|--------|
| 1             | Pasquotank | Elizabeth City          | SR 1501; East Burgess Street | From SR 1329 (North Poindexter Street) to end of maintenance   | 0.08   |
|               | File Name: | PASQUOTANK_2323_02_M001 |                              |  |        |
| 4             | Halifax    | Hobgood                 | SR 1820; South Beech Street  | From NC 125 (East Commerce Street) to end of State maintenance | 0.12   |
|               | File Name: | HALIFAX_2023_02_M001    |                              |  |        |
| Total Miles = |            |                         |                              |  | 0.20   |

#### Correction to the State Highway System – July 2009

| Division      | County      | Municipality             | Road                      | Termini   | Length |
|---------------|-------------|--------------------------|---------------------------|---|--------|
| 10            | Mecklenburg | Charlotte                | SR 5040; Winterwood Place | (Correction to the original abandonment length of 0.03) | 0.21   |
|               | File Name:  | Mecklenburg_2009_07_M001 |                           |   |        |
| Total Miles = |             |                          |                           |   | 0.21   |

## February 2023 Board of Transportation Agenda

| <b><u>No.</u></b> |   | <b><u>Page No.</u></b> |
|-------------------|---|------------------------|
| 1                 | Preliminary Right of Way Plans  | R-1-R-9                |
| 2                 | Final Right of Way Plans  | R-10 – R-13            |
| 3                 | Revisions of Final Right of Way Plans   | R-14                   |
| 4                 | Conveyance ROW Residue by Real Estate Agent and/or Auctioneer                     | R-15                   |
| 5                 | Approval of Conveyance of Highway Right of Way Residues by Division               | R-16                   |
| 6                 | Approval of Conveyance of Surplus Highway Right of Way                            | R-17                   |
| 8                 | Approval of Conversion of Residual Area to Highway Right of Way                   | R-18- R-19             |
| 11                | Approval of Permanent Utility Easement over Department owned property             | R-20                   |
| 12                | Approval of Advance Acquisition of Highway Right of Way – Approval of acquisition | R-21                   |

**NCDOT February 2023 Board of Transportation Agenda**

**Preliminary Right of Way Plans**

The Preliminary Right of Way Plans for the below projects, including Secondary Roads and Industrial Access Roads, provide for the construction, design, drainage, and control of access as shown on the respective plans.

Based upon the recommendations of the Manager of the Right of Way Unit, the Board finds that such rights of way as shown on these preliminary plans and drawings, including existing public dedicated right of way, are for a public use and are necessary for the construction of said projects.

The rights of way for the location, construction, relocation, and control of access of highways embraced in the below projects shall be as shown in detail on the preliminary right of ways plans and drawings for said projects on file in the Right of Way Unit in the Department of Transportation in Raleigh.

The Board finds such right of way acquisition to be necessary and hereby authorizes the Right of Way Unit to acquire right of way on the below projects either by negotiation or by condemnation through the Attorney General's Office.

**(Division 1)**

**Northampton County; I.D. No. BP1.R002; Project No. BP1.R002.2:**  
Bridge 650045 on SR 1358 Deloatch Mill Rd. over Kirby's Creek.

## NCDOT February 2023 Board of Transportation Agenda

### Preliminary Right of Way Plans

#### (Division 2)

**Pitt County; I.D. No. N/A; Project No. BP2.R004.1:**  
Replace bridge 6 (730006) on SR 1756 J.C. Galloway Rd. over Cow Swamp.

**Pamlico County; I.D. No. N/A; Project No. 17BP.2.PE.94:**  
Bridge # 14 on SR 1005 Neuse Rd. over Beard Creek.

**Pitt County; I.D. No. B-4603; Project No. 38429.2.2:**  
Replace Bridge 29 over Fork Swamp on SR 1715 Jack Jones Rd.

**Lenoir County; I.D. No. B-4926; Project No. 34829.2.2:**  
Replace bridge # 20 and 34 over Neuse River overflow on NC 55.

**Beaufort County; I.D. No. BR-0005; Project No. 67005.2.1:**  
Bridge # 060075 on NC 33 over Chocowinity Creek.

**Craven County; I.D. No. BR-0074; Project No. 67074.2.1:**  
Replace bridges # 240091 and 240092 on US 70 over .S. PR. Slocum Creek.

**Pitt County; I.D. No. B-5612; Project No. 45567.2.1:**  
Bridge 24 over the Tar River on NC 222.

**Beaufort County; I.D. No. BP2.R008; Project No. BP2.R008.2:**  
Bridge 10 on SR 1110 Herring Run Rd. over Herring Run Creek.

**Beaufort County; I.D. No. BP2.R010; Project No. BP2.R010.2:**  
Bridge 11 on SR 1100 Core Point Rd. over Herring Run Creek.

**Beaufort County; I.D. No. BP2.R015; Project No. BP2.R015.2:**  
Bridge 131 on SR 1718 Sidney Rd. over Old Mill Creek.

**Beaufort County; I.D. No. BP2.R017; Project No. BP2.R017.2:**  
Bridge 115 on SR 1334 Camp Leach Rd. over Upper Goose Creek.

**Jones County; I.D. No. BP2.R021; Project No. BP2.R021.2:**  
Bridge 510072 on SR 1155 Fordham Rd. over Joshua Creek.

**Craven County; I.D. No. BP2.R022; Project No. BP2.R022.2:**  
Bridge 240043 on SR 1465 Beaver Dam Rd. over Swift Creek.

#### (Division 3)

**Sampson County; I.D. No. B-4636; Project No. 38447.2.2:**  
Bridge # 56 over Six Runs Creek on NC 24.

**Sampson County; I.D. No. BR-0046; Project No. 67046.2.1:**  
Bridge # 810022 on US 701 over Bill's Swamp.

## NCDOT February 2023 Board of Transportation Agenda

### Preliminary Right of Way Plans

#### (Division 3) cont.

**Brunswick County; I.D. No. BR-0160; Project No. 67160.2.1:**

Replace bridge #15 over the Calabash River on NC 179.

**Pender County; I.D. No. B-5156; Project No. 42331.2.1:**

Replace bridge #28 over Long Creek on NC 210.

**Brunswick County; I.D. No. BP3-R012; Project No. BP3.R012.2:**

Replace Bridge # 208 over Sturgeon Creek on SR 1472 Village Rd.

**Sampson County; I.D. No. BP3-R009; Project No. BP3.R009.1:**

Bridge # 810194 over Great Coharie Creek on SR 1746 Keener Rd.

**Brunswick County; I.D. No. BR-0139; Project No. 67139.2.1:**

Replace culvert #3 over Sand Hill Creek and Two other culvers on NC 133 River Rd.

#### (Division 4)

**Johnston County; I.D. No. BR-0026; Project No. 67026.2.1:**

Replace bridge # 500050 on NC 210 over Middle Creek.

**Johnston County; I.D. No. BP4.R006; Project No. BP4.R006.2:**

Bridge # 173 on SR 1700 Covered Bridge Rd. over Buffalo Creek.

**Johnston County; I.D. No. BP4.R011; Project No. BP4.R011.2:**

Pipe # 500460 on SR 1007 Brogden Rd. over Bawdy Creek.

**Johnston County; I.D. No. BP4.R028; Project No. BP4.R028.2:**

Pipe # 500548 on SR 1124 Reedy Prong Church Rd. over Reedy Prong Creek.

**Johnston County; I.D. No. BP4.R012; Project No. BP4.R012.2:**

Pipe # 500541 on SR 2337 Lowell Mill Rd. over Big Brach Creek.

**Halifax County; I.D. No. BP4.R013; Project No. BP4.R013.2:**

Replace bridge # 122 on SR 1003 Moonlight Rd./Thirteen Bridges Rd./Whitaker St. over Deep Creek.

**Wayne County; I.D. No. BP4.R015; Project No. BP4.R015.2:**

Replace bridge # 66 on SR 1236 Rosewood Rd. over Beaver Dam Creek.

**Edgecombe County; I.D. No. BP4.R020; Project No. BP4.R020.2:**

Replace bridge # 320010 on SR 1120 Pinetops-Crisp Rd. over Bynum Mill Creek.

**Wayne County; I.D. No. BP4.R021; Project No. BP4.R021.2:**

Replace bridge # 25 on SR 1575 Bartlett Rd. over The Slough Creek.

**Edgecombe County; I.D. No. BP4.R023; Project No. BP4.R023.2:**

Replace bridge # 96 on SR 1112 South 4<sup>th</sup> St. over Bynum Mill Run Creek.



## NCDOT February 2023 Board of Transportation Agenda

### Preliminary Right of Way Plans

#### (Division 4) cont.

**Wayne County; I.D. No. B-4838; Project No. 38608.2.1:**  
Bridge # 20 on US 70 over CSX Transportation Railroad tracks.

**Nash County; I.D. No. BR-0090; Project No. 67090.2.1:**  
Bridge # 630036 on NC 561 over Fishing Creek.

**Johnston County; I.D. No. BR-0086; Project No. 67086.2.1:**  
Bridge # 500070 on US 301 over Neuse River.

**Nash County; I.D. No. N/A; Project No. 80071:**  
Construct left turn lane on SR 1544 Halifax Rd. at Ketch Point Subdivision.

**Johnston County; I.D. No. N/A; Project No. 80074:**  
US 70 Business from SR 1553 Shotwell Rd. to Wildwood Dr.; grading, drainage, paving, signal and pavement marking.

#### (Division 6)

**Columbus County; I.D. No. BR-0073; Project No. 67073.2.1:**  
Bridge # 230005 on US 76 over Gapway Swamp.

#### (Division 7)

**Rockingham County; I.D. No. BR-0041; Project No. 67041.2.1:**  
Bridge # 780001 on SR 2817 Barnes St. over US 29.

**Rockingham County; I.D. No. BR-0043; Project No. 67043.2.1:**  
Bridge # 78051 on US 158 over US 29.

#### (Division 8)

**Scotland County; I.D. No. HE-0013; Project No. 50700.2.1:**  
US 15/501 Aberdeen Rd. construct an industrial access road and roadway improvements along US 15/501 Aberdeen Rd. at the Laurinburg/Scotland industrial site (associated with project Leap Frog).

**Randolph County; I.D. No. HE-0004; Project No. 49979.2.1:**  
Randolph County megasite near Liberty, roadwork and wetlands mitigation.

**Moore County; I.D. No. SM-5708C,D; Project No. 48719.2.1-48720.2.1:**  
US 15-501 at Memorial Dr. and Page Rd.

**Moore County; I.D. No. SM-5708D; Project No. 48719.2.1:**  
US 15-501 at SR 1208 Page Rd.

**Chatham County; I.D. No. SS-60081; Project No. 49264.2.1:**  
US 15-501 at SR 1812 Weathersfield Rd.

**Chatham County; I.D. No. HE-0006; Project No. 50381.2.10:**  
Triangle innovation point megasite, roadway improvements.

## NCDOT February 2023 Board of Transportation Agenda

### Preliminary Right of Way Plans

#### (Division 8) cont.

**Chatham County; I.D. No. HE-0011; Project No. 50623.2.1:**

Various, Wolfsped – roadway improvements along US 64 just west of Siler City and construction of industrial access road.

**Richmond County; I.D. No. BP8.R013; Project No. BP8.R013.2:**

Bridge # 760140 on SR 1971 Sandhill Rd. over Solomons Creek.

**Moore County; I.D. No. BP8.R001; Project No. BP8.R001.1:**

Bridge # 620046 on SR 1658 Wadsworth Rd. over McIntosh Creek.

**Richmond County; I.D. No. BP8.R002; Project No. BP8.R002.2:**

Bridge # 760164 on SR 1162 Alvin Harris Rd. over Wolf Branch Creek.

**Richmond County; I.D. No. BP8.R006; Project No. BP8.R006.2:**

Bridge # 91 on SR 1148 Grassy Island Rd. over Colemans Creek.

**Randolph County; I.D. No. BP8.R023; Project No. BP8.R023.2:**

Bridge # 164 on SR 2642 Old Siler City Rd. over Millstone Creek.

**Hoke County; I.D. No. BP8.R014; Project No. BP8.R014.2:**

Bridge # 39 & 40 on SR 1436 Balfour Rd. over Big Marsh Swamp Creek.

**Richmond & Montgomery Counties; I.D. No. BP8.R016; Project No. BP8.R01462:**

Bridge # 142 & 40 on SR 1321 Research Rd. over Naked Creek.

**Randolph County; I.D. No. BP8.R019; Project No. BP8.R019.2:**

Bridge # 162 on SR 1005 Lanes Mill Rd. over Brush Creek.

**Moore & Montgomery Counties; I.D. No. BP8.R021; Project No. BP8.R0219.2:**

Bridge # 26 on SR 1124 Derby Rd. over Drowning Creek.

#### Division 9)

**Davidson County; I.D. No. N/A; Project No. 47795:**

Re-alignment of SR 2055 Liberty Dr. at SR 2184 Cedar Lodge Rd. in Thomasville.

**Rowan County; I.D. No. HS-2009D; Project No. 49321.2.7:**

Install concrete channelization for U-turn lane and U-turn bulb out on SR 1007 S. Jake Alexander Blvd. to the east side of the existing left-over.

**Davie County; I.D. No. N/A; Project No. 50375:**

Right turn lane on NC 801 at US 128 in Bermuda Run.

**Rowan County; I.D. No. N/A; Project No. 48921:**

Construct right turn lane on SR 1221 Old Beatty Ford Rd.

**Forsyth County; I.D. No. N/A; Project No. 48922:**

Widen SR 2643 Union Cross Rd. to three (3) lanes.

## NCDOT February 2023 Board of Transportation Agenda

### Preliminary Right of Way Plans

#### (Division 9) cont.

**Rowan County; I.D. No. N/A; Project No. 17BP.9.ROW.76:**  
Bridge # 790081 on SR 1926 Hannah Ferry Rd. over Deals Creek.

**Rowan County; I.D. No. N/A; Project No. 17BP.9.ROW.80:**  
Bridge # 790155 on SR 2136 Agner Rd. over Unnamed Creek.

**Stokes County; I.D. No. N/A; Project No. 17BP.9.ROW.83:**  
Bridge # 286 on SR 1236 North Old 52 over Little Yadkin River.

**Rowan County; I.D. No. N/A; Project No. 17BP.9.ROW.85:**  
Bridge # 790198 and # 790199 on SR 2529 St. Paul's Church Rd. over Crane Creek.

**Rowan County; I.D. No. N/A; Project No. 17BP.9.ROW.86:**  
Bridge # 205 on SR 1516 Airport Rd. over Grants Creek.

**Rowan County; I.D. No. N/A; Project No. 17BP.9.ROW.96:**  
Bridge # 790254 on SR 1547 Caldwell Rd./Graham Rd./Hall Rd./Ketchie Rd. over Grants Creek.

**Davidson County; I.D. No. BP9.R001; Project No. BP9.R001.2:**  
Bridge # 280469 on SR 2183 Fisher Ferry St. over Hamby's Creek.

**Davidson County; I.D. No. BP9.R003; Project No. BP9.R003.2:**  
Bridge # 286 on SR 2545 Slate Mine Rd. over Beaverdam Creek.

**Rowan County; I.D. No. BP9.R004; Project No. BP9.R004.2:**  
Bridge # 790235 on SR 1322 Ebenezer Rd. over Beaver Creek.

**Davidson County; I.D. No. BP9.R006; Project No. BP9.R006.2:**  
Bridge # 246 on SR 2351 Flat Swamp Rd. over Lick Creek.

**Davie County; I.D. No. BP9.R007; Project No. BP9.R007.2:**  
Bridge # 25 on SR 1621 Beauchamp Rd. over Bailey Creek.

**Davie County; I.D. No. BP9.R008; Project No. BP9.R008.2:**  
Bridge # 65 on SR 1313 Duke Whitaker Rd. over Bear Creek.

**Forsyth County; I.D. No. BP9.R009; Project No. BP9.R009.2:**  
Bridge # 241 on SR 3011 Old Salisbury Rd. over South Fork Muddy Creek.

**Rowan County; I.D. No. SM-5709G; Project No. 48997.2.1:**  
US 29 at NC 152 E. Church St./SR 1337 Lentz Rd.

#### (Division 10)

**Cabarrus County; I.D. No. N/A; Project No. 47866:**  
Intersection of SR 1394 Poplar Tent Rd., SR 1414 Rock Hill Church Rd. and Eva Dr.

## NCDOT February 2023 Board of Transportation Agenda

### Preliminary Right of Way Plans

#### (Division 10) cont.

**Cabarrus County; I.D. No. BP10.R015; Project No. BP10.R015.2:**  
Bridge # 129 on SR 2635 Old Airport Rd. over Cold Water Creek.

**Union County; I.D. No. BP10.R040; Project No. BP10.R040.2:**  
Bridge # 93 on SR 1937 Old Pageland-Marshville Rd. over Haney Branch Creek.

#### (Division 12)

**Cleveland County; I.D. No. B-5531; Project No. 55031.2.1:**  
Bridge # 76 over Buffalo Creek on NC 150.

#### (Division 11)

**Watauga County; I.D. No. N/A; Project No. 17BP.11.ROW.121:**  
Replace bridge # 940089 on SR 1351 Wayah Rd. over South Fork New River.

**Avery County; I.D. No. N/A; Project No. 17BP.11.ROW.122:**  
Replace bridge # 050027 on US 221 over Linville River.

**Ashe County; I.D. No. N/A; Project No. 17BP.11.ROW.131:**  
Replace bridge # 040122 on SR 1549 Garvey Bridge Rd. over North Fork New River.

**Ashe County; I.D. No. N/A; Project No. 17BP.11.ROW.145:**  
Replace bridge # 040273 on SR 1347 Teaberry Rd. over Big Horse Creek.

**Wilkes County; I.D. No. N/A; Project No. 17BP.11.ROW.154:**  
Replace bridge # 960733 on SR 2516 Industrial Park Rd. over Cub Creek.

**Wilkes County; I.D. No. N/A; Project No. 17BP.11.ROW.155:**  
Replace bridge # 960436 on SR 1943 Brewer Mill Rd./Round Hill Church Rd. over East Prong Roaring River.

**Alleghany County; I.D. No. N/A; Project No. 17BP.11.ROW.157:**  
Replace bridge # 020035 on SR 1422 Barrett Rd./Fox Ridge Rd./Sheriff Rd. over Glad Creek.

**Alleghany County; I.D. No. N/A; Project No. 17BP.11.ROW.159:**  
Replace bridge # 020133 on SR 1433 Ridgeglen Rd./Scenic Valley Rd. over Little Creek.

**Ashe County; I.D. No. N/A; Project No. 17BP.11.ROW.160:**  
Replace bridge # 040029 on US 221 over Dog Creek.

**Ashe County; I.D. No. N/A; Project No. 17BP.11.ROW.161:**  
Replace bridge # 040015 on SR 1147 Nettle Knob Rd. over South Beaver Creek.

**Wilkes County; I.D. No. N/A; Project No. 17BP.11.ROW.163:**  
Replace bridge # 960136 on SR 1002 Mtn. View Rd./Traphill Rd. over Mulberry Creek.

## NCDOT February 2023 Board of Transportation Agenda

### Preliminary Right of Way Plans

#### (Division 11) cont.

**Watauga County; I.D. No. N/A; Project No. 17BP.11.C2:**

Replace Culvert # 942307 on SR 1233 Old US Hwy 421 over North Fork Cove Creek.

**Watauga County; I.D. No. BP11R002; Project No. BP11.R002.2:**

Replace bridge # 940087 on SR 1227 North Fork Rd. over North Fork Cove Creek.

**Ashe County; I.D. No. BP11R003; Project No. BP11.R003.2:**

Replace bridge # 040063 on NC 88 over Cranberry Creek.

**Surry County; I.D. No. BP11R004; Project No. BP11.R004.2:**

Replace bridge # 850062 on SR 1350 Red Brush Rd. over Stewarts Creek.

**Surry County; I.D. No. BP11R005; Project No. BP11.R005.2:**

Replace bridge # 850015 on SR 1315 Zephyr Mountain Park Rd. over Mitchell River.

**Ashe County; I.D. No. BP11R006; Project No. BP11.R006.2:**

Replace bridge # 040157 on SR 1599 Big Peak Creek Rd. over Peak Creek.

**Ashe County; I.D. No. BP11R073; Project No. BP11.R073.2:**

Replace bridge # 040269 on SR 1599 Big Peak Creek Rd. over Peak Creek.

**Yadkin County; I.D. No. BP11R010; Project No. BP11.R010.2:**

Replace bridge # 980016 on SR 1166 Bethel Church Rd. over U.T. South Deep Creek.

**Alleghany County; I.D. No. N/A; Project No. 17BP.11.ROW.152:**

Replace bridge # 020005 on SR 1133 Pine Swamp Rd. over Little River.

**Alleghany & Wilkes Counties; I.D. No. N/A; Project No. 17BP.11.ROW.196:**

Replace bridges # 200035, # 020133 & # 960733 on SR 1453 Fox Ridge Rd. over Glade Creek.

#### (Division 13)

**Madison County; I.D. No. B-5895; Project No. 48088.2.1:**

Replace bridge # 560067 over the French Broad River on US 25/70.

**Mitchell County; I.D. No. B-5893; Project No. 48086.2.1:**

Bridge # 19 over Cub Creek on NC 226.

#### (Division 14)

**Macon County; I.D. No. BR-0031; Project No. 67031.2.1:**

Bridge # 550226 on SR 1310 Wayah Rd. over Nantahala River.

**Macon County; I.D. No. BR-0031; Project No. 67052.2.1:**

Bridge # 550227 on SR 1310 Wayah Rd. over Nantahala River.

**NCDOT February 2023 Board of Transportation Agenda**

**Preliminary Right of Way Plans**

**(Division 14) cont.**

**Macon County; I.D. No. BR-0053; Project No. 67053.2.1:**  
Bridge # 550228 on SR 1310 Wayah Rd. over Nantahala River.

**PRELIMINARY RIGHT OF WAY PLANS 103 PROJECT(S) NON-STIP \$ 0.0**

## NCDOT February 2023 Board of Transportation Agenda

### Final Right of Way Plans

Right of way acquisition in accordance with the preliminary right of way plans on file in the Right of Way Unit has been determined to be necessary for public use and was authorized by the Board. Certain changes in the right of way have necessitated alteration of the preliminary right of way plans. Final plans have been prepared and provided for the construction, design, drainage, and control of access for these projects. The Board finds that such rights of way and control of access as shown on the final plans are for a public use and are necessary for construction. The sections of roads which were shown on the preliminary plans as sections of roads to be abandoned are hereby abandoned and removed from the State Highway System for Maintenance upon the completion and acceptance of the project.

The rights of way for the location, design and construction of highways embraced in the following projects shall be as shown in detail on the final plans for said projects as follows:

#### **(Division 1)**

**Project No. 44847.3.2; Cherokee County; I.D. No. W-5701B**

US 158 between US 258/US 158 Business and NC 11 near Murfreesboro.  
Drainage, grading & paving.

#### **(Division 3)**

**Project No. 49922; Onslow County; I.D. No. N/A**

Queens Creek Rd. SR 1509 and the Southern School Access Driveway to Swansboro High School  
Drainage, grading & paving.

#### **(Division 5)**

**Project No. 15BPR.59; Durham/Wake Counties; I.D. No. C-204462:**

SR 1118 Fayetteville Rd. over I-40 (STR 310306); SR 2517 Rogers Ln. over I-87/US 64/US 264, Crabtree Creek and NS Railroad (STR 911039); SR 5162 NC 98 over US 1 Capital Blvd. (STR 911083); SR 516 NC 98 over Richland Creek (STR 911084).  
Bridge Preservation.

#### **(Division 6)**

**Project No. 53087.2.1; Robeson County; I.D. No. R-5751**

US 74 at NC 72/NC 130 convert at-grade intersection to interchange.  
Drainage, grading, paving & structure

#### **(Division 8)**

**Project No. 2023CPT.08.14.20621; Montgomery County; I.D. No. n/a**

4.84 miles, 5 sections of secondary roads, 2 lanes. Shoulder reconstruction, resurfacing and milling.

**Project No. 2023DPT.08.15.10761 & 2023CPT.08.15.20761; Randolph County; I.D. No. n/a**

22.23 miles, 1 section of primary, 19 sections of secondary, 2 lanes. Shoulder reconstruction, resurfacing and milling.

## NCDOT February 2023 Board of Transportation Agenda

### Final Right of Way Plans

#### (Division 8) cont.

**Project No. 2023CPT.02.17.20761; Randolph County; I.D. No. n/a**

21.64 miles, 10 sections of secondary, 2 lanes. Shoulder reconstruction, resurfacing and milling.

#### (Division 12)

**Project No. 2023CPT.12.05.10491; Iredell County; I.D. No. n/a**

32.636 miles, 1 section of primary, 2 lanes, 45 sections of secondary, 2 lanes. Shoulder reconstruction, resurfacing and milling.

**Project No. 2023CPT.12.02.10181; Catawba County; I.D. No. n/a**

31.17 miles, 2 section of primary, 2 lanes, 16 sections of secondary, 2 lanes. Resurfacing, shoulder reconstruction and milling.

#### (Division 14)

**Project No. 2023CPT.14.02.10871; Swain County; I.D. n/a**

5.5 miles, 1 section of primary. Resurfacing.

**Project No. 15BPR.61; Cherokee County; I.D. No. C-204488**

US 64 over Nottely River and gravel road – structure 190009 and 190010. Bridge Preservation.

**Project No. 37639; Transylvania County; I.D. No. B-5235:**

Bridge #194 on SR 1504 Hendersonville Highway over Glade Creek. Grading, drainage, paving & structure.

**Project No. 33628.2.1; Transylvania County; I.D. No. B-4289:**

Bridge #93 over North Fork French Broad River on SR 1324 Tanasee Gap Rd. Grading, drainage, paving, structure & signals.

**Project No. 46312.2.1; Transylvania County; I.D. No. B-5554:**

Bridge # 870073 on NC 215 over Beetree Fork. Grading, drainage, paving & structure.

**Project No. 45360.2.10; Transylvania County; I.D. No. BD-5114J**

Bridge #150 over Shoal Creek on SR 1327 Shoal Creek Rd. Grading, drainage, paving & structure.

**Project No. 45360.2.15; Transylvania/Buncombe County; I.D. No. BD-5114O**

Bridge #13 over South Fork Flat Creek on SR 1147 Flat Creek Valley Rd. Grading, drainage, paving & structure.

**Project No. 45360.2.27; Transylvania County; I.D. No. 17BP.14.4.134**

Bridge # 117 over the east fork of the French Broad River on SR 1105 Gladly Fork Rd. Grading, drainage, paving & structure.



**NCDOT February 2023 Board of Transportation Agenda****Final Right of Way Plans****(Division 14) cont.****Project No. 54360.2.28/453602.29; Transylvania County; I.D. No. 17BP.14.R.135/17BP.14.R.136**

Bridge # 138 over Toxaway Creek and Bridge # 205 over Little Creek on SR 1143 Frozen Creek Rd.

Grading, drainage, paving & structure.

**Project No. 45360.2.30; Transylvania County; I.D. No. 17BP.14R.137**

Bridge # 86 over E. Fork French Broad River on SR 1104 East Fork Rd.

Grading, drainage, paving & structure.

**Project No. 45360.2.36; Transylvania County; I.D. No. 17BP.14R.143**

Bridge #64 over North Fork Flat Creek on SR 1313 Golden Rd.

Grading, drainage, paving & structure.

**Project No. 17BP.14.R.7; Transylvania County; I.D. No. DN-00140**

Bridge #78 on SR 1128 Whitmire Rd. over Patterson Creek.

Grading, drainage, paving, fence, guardrail & structure.

**Project No. 17BP.14.R.12; Transylvania County; I.D. No. DN-00145**

Bridge # 195 on SR 1504 Old US 64 over Lyday Creek.

Grading, drainage, paving, guardrail & structure.

**Project No. 17BP.14.R.13; Transylvania County; I.D. No. DN-00146**

Bridge # 141 on SR 1500 Holliday Rd. over Bryson Creek.

Grading, drainage, paving, guardrail & structure.

**Project No. 17BP.14.R.19; Transylvania County; I.D. No. DN-00152**

Bridge 221 on SR 1388 Old Rosman Hwy over Galloway Creek.

Grading, drainage, paving, guardrail & structure.

**Project No. 17BP.14.R.24; Transylvania County; I.D. No. DN-00157**

Bridge #113 on SR 13446 Nicholson Creek Rd. over Nicholson Creek.

Grading, drainage, paving, guardrail & structure.

**Project No. 17BP.14.R.51; Transylvania County; I.D. No. DN-00117**

Bridge #159 on SR 1537 Rich Mountain Rd. over branch of Buckhorn Creek.

Grading, drainage, paving, guardrail & structure.

**Project No. 17BP.14.R.58; Transylvania County; I.D. No. DN-00183**

Bridge #83 on SR 1107 East Fork Rd. over Browns Mill Creek.

Grading, drainage, paving, guardrail & structure.

**Project No. 43650; Transylvania County; I.D. No. DN-00225**

Pedestrian bridge over Little River on Triple Falls Trail.

Grading, trail construction, drainage & structure.

## NCDOT February 2023 Board of Transportation Agenda

### Final Right of Way Plans

#### (Division 14) cont.

**Project No. 17BP.14.R.6; Transylvania County; I.D. No. DN-00285**

Bridge #28 over Morton Creek on SR 1316 Reid Rd.  
Grading, drainage, paving & structure.

**Project No. 17BP.14.R.118; Transylvania County; I.D. No. DN-00286**

Bridge #9 over West Branch Reasonover Creek on SR 1560 Reasonover Rd.  
Grading, drainage, paving & structure.

**Project No. 17BP.14.R.119; Transylvania County; I.D. No. DN-00287**

Bridge #15 over Turkey Creek on SR 1511 Deavor Rd.  
Grading, drainage, paving & structure.

**Project No. 17BP.14.R.123; Transylvania County; I.D. No. DN-00291**

Bridge #127 on SR 1541 Williamson Creek Rd. over Williamson Creek.  
Grading, drainage, paving & structure.

**Project No. 17BP.14.R.124; Transylvania County; I.D. No. DN-00292**

Bridge #22 over Gum Bottom Creek on SR 1152 Upper Whitewater Rd.  
Grading, drainage, paving & structure.

**Project No. 17BP.14.R.125; Transylvania County; I.D. No. DN-00292**

Bridge #90 over Bear Camp Creek on SR 1152 Upper Whitewater Rd.  
Grading, drainage, paving & structure.

**Project No. 17BP.14.R.126; Transylvania County; I.D. No. B-6024**

Bridge #870162 on SR 1361 Old NC Hwy. 280 over Siler Creek.  
Grading, drainage, paving & structure.

**Project No. 17BP.14.R.127; Transylvania County; I.D. No. DN-00295**

Bridge #106 on SR 1502 King Rd. over Boylston Creek.  
Grading, drainage, paving & structure.

**Project No. 17BP.14.R.17; Transylvania County; I.D. No. DN-00351**

Bridge #23 on SR 1152 Upper Whitewater Rd. over Burlingame Creek.  
Grading, drainage, paving, guardrail & structure.

**Project No. 17BP.14.R.49; Transylvania County; I.D. No. DN-00176**

Bridge #72 on SR 1143 Frozen Creek Rd. over Frozen Creek.  
Grading, drainage, paving, guardrail & structure.

**Project No. 17BP.14.R.120; Transylvania County; I.D. No. DN-00553**

Bridge #163 over North Prong Glade Creek on SR 1568 Cox Rd.  
Grading, drainage, paving & structure.

**Project No. 17BP.14.R.122; Transylvania County; I.D. No. DN-00290**

Bridge #137 on SR 1107 East Fork Rd. over Bradley Creek.  
Grading, drainage, paving, guardrail & structure.

**NCDOT February 2023 Board of Transportation Agenda**

**Revisions of the Final Right of Way Plans**

Right of way acquisition in accordance with the final right of way plans for the following projects has been determined to be necessary and authorized by the Board. Plans are on file at the Office of the Secretary to the Board of Transportation as an addendum to the minutes of the meetings hereinafter indicated.

Certain changes in right of way, construction and drainage easements, and control of access have been necessitated by alterations in the construction plans of these projects. Amended plan sheets for these projects have been prepared which provide for changes of certain right of way areas, construction and drainage easements and control of access.

The Board finds that the revised areas of right of way, construction and drainage easements and control of access, as shown on the amended plan sheets hereinafter set out, are for a public purpose and are necessary for the construction of projects.

The right of way, construction and drainage easements and control of access are hereby revised as shown on the plan sheets incorporated herein as an addendum, said projects, date of original final approval, and revised right of way, easements and access being as follows:

**(Division 5)**

**Project No. 46929.2.1; I.D. No. P-5717; Durham County:**

Final Right of Way plans approved on the minutes of the September 2, 2021, Board of Transportation Meeting. Revised additional right of way, easements or control of access shown on plan sheet(s) 7 and 7A as presented at the February 7, 2023, Board of Transportation Meeting.

**(Division 8)**

**Project No. 51078.2.2; I.D. No. U-5753; Hoke County:**

Final Right of Way plans approved on the minutes of the June 14, 2022, Board of Transportation Meeting. Revised additional right of way, easements or control of access shown on plan sheet(s) 6, 12, 21 and 24 and 19 as presented at the February 7, 2023, Board of Transportation Meeting.

**(Division 11)**

**Project No. 37512.2.7; I.D. No. R-2566BA; Watauga County:**

Final Right of Way plans approved on the minutes of the September 11, 2018, Board of Transportation Meeting. Revised additional right of way, easements or control of access shown on plan sheet(s) 5 as presented at the February 7, 2023, Board of Transportation Meeting.

**REVISION FINAL ROW PLANS**

**3 PROJECT(S)**

**\$0.00**

## NCDOT February 2023 Board of Transportation Agenda

### Approval of conveyance of Highway Right of Way Residues by Real Estate Agent and/or Auctioneer

It is hereby resolved, based upon the recommendation of the Manager of the Right of Way Unit, that the following highway right of way conveyances are approved:

#### (Division 7)

##### **Project U-0510C, Parcel 000B, Greensboro-Bryan Boulevard from Westridge Road to Benjamin Parkway**

##### **Guilford County**

Conveyance of an approximate 0.741-acre area comprised of one (1) A-class residue, having a value of \$22,975.00 to **Brittney Mercer** for the highest offer amount of **\$20,678.00**; no additional fees required. This residue was acquired for \$3,325.00 in 1987.

#### (Division 10)

##### **Project R-0967CB, Parcel 149, NC-27 From East of Island Creek in Locust to East of Big Bear Creek Near SR-1253 (Sam Road)**

##### **Stanly County**

Conveyance of an approximate 0.030-acre area comprised of one (1) C-class residue, having a value of \$150.00 to **Burleson Square, LLC** for the highest offer amount of **\$158.00**; no additional fees required. This residue was acquired for \$49.00 in 2003.

##### **Project R-0967B, Parcel 219, NC 24/27 From Approximately 600 Feet West of NC-205 to Approximately 750 Feet West of SR-1249**

##### **Stanly County**

Conveyance of an approximate 0.391-acre area comprised of one (1) B-class residue, having a value of \$4,500.00 to **Burleson Square, LLC** for the highest offer amount of **\$4,050.00**; no additional fees required. This residue was acquired for \$7,663.00.00 in 1999.

**CONVEYANCE OF HIGHWAY RIGHT OF WAY RESIDUES BY REAL ESTATE AGENT  
AND/OR AUCTIONEER      3 PROJECT(S)      \$ 24,886.00**

**NCDOT February 2023 Board of Transportation Agenda**

**Approval of Conveyance of Highway Right of Way Residues**

It is hereby resolved, based upon the recommendation of the Manager of the Right of Way Unit, that the following highway right of way conveyances are approved:

**(Division 10)**

**Project R-3329/2559, Parcel 132,193,198,199, and 200, US-74 Bypass from I-485 (Charlotte Outer Loop) to US-74 (Monroe Bypass)**

**Union County**

Conveyance of an approximate 6.571-acre area comprised of one (1) B-class residue and four (4) C-class residues having a value of **\$52,406.00** to **Norman Darrell Simpson Jr. and Wife Renee Clontz Simpson** as part-settlement of their right of way claim on project R-3329/2559 parcel 197 for the appraised value. The Department acquired these residues for \$533,346.02 between 2012-2015. Parcels 200, 132, 198 and 193 were acquired as total takes due to loss of existing access.

**(Division 11)**

**Project U-4700A, Parcel 136, US-321 From US-70 in Hickory to US-321A**

**Caldwell County**

Conveyance of an approximate 0.192-acre area comprised of one (1) B-class residue having a value of **\$1,175.00** to **Jimmy Ray Rowe** as part-settlement of his right of way claim on project U-4700A parcel 138 for the appraised value. The Department acquired this residue for \$1,175.00 in 2021.

**CONVEYANCE OF HIGHWAY RIGHT OF WAY RESIDUES BY DIVISION**

**2 PROJECT(S) \$53,581.00**

**NCDOT February 2023 Board of Transportation Agenda**

**Approval of Conveyance of Surplus Highway Right of Way**

**It is hereby resolved, based upon the recommendation of the Manager of the Right of Way Unit that the following highway right of way conveyances are approved:**

**(Division 3)**

**Project 2721, Parcel 000, NC-24 Roseboro Highway  
Sampson County**

Disposal of approximately 0.545-acre surplus right of way to **John W. Hairr and Adam D. Hairr**, for no consideration. This surplus area was acquired through Construction of State Project 2721 through Final Highway Plans between 1927 and 1928.

**(Division 10)**

**Project I-0501G, Parcel 125, South Boulevard Extension from East Morehead Street to Independence Boulevard  
Mecklenburg County**

Disposal of approximately 0.056-acre surplus right of way to **Morehead Tryon Land LP**, for its enhanced appraised amount of **\$737,925.00**. This surplus area was acquired through a Consent Judgment for \$53,700.00 in 1982.

**CONVEYANCE OF SURPLUS HIGHWAY RIGHT OF WAY BY DIVISION**

**2 PROJECT(S) \$737,925.00**

## NCDOT February 2023 Board of Transportation Agenda

### Approval of Conversion of Residual Area to Highway Right of Way

It is hereby resolved, based upon the recommendation of the Manager of the Right of Way Unit that the following highway right of way conveyances are approved:

#### (Division 5)

##### **Project I-0306DB, Parcel 125, I-85 From West of Broad Street to West of Camden Avenue**

##### **Durham County**

The Department was conveyed a 0.190-acre area from William A. Smith and Wife Rose S. Smith during the construction of project I-0306DB in 2000. The department needs to convert 0.120-acres to Highway Right of way. The remaining 0.070-acres will remain available for sale or future use by the Department.

#### (Division 9)

##### **Project R-5728, Parcel 006, US-601 at South Salisbury Street in Mocksville Intersection Improvements**

##### **Davie County**

The Department was conveyed a 0.130-acre area from James F. Dobson and Others by General Warranty Deed during the construction of project R-5728 in 2017. The Department needs to convert the 0.130-acres to Highway Right of Way as reflected on the final Highway Right of Way Plans.

##### **Project R-5728, Parcel 007, US-601 at South Salisbury Street in Mocksville Intersection Improvements**

##### **Davie County**

The Department was conveyed a 0.198-acre area from R. Nelson Jones and Wife Jane S. Jones by General Warranty Deed during the construction of project R-5728 in 2018. The Department needs to convert the 0.198-acres to Highway Right of Way as reflected on the final Highway Right of Way Plans.

##### **Project R-5728, Parcel 008, US-601 at South Salisbury Street in Mocksville Intersection Improvements**

##### **Davie County**

The Department was conveyed a 0.382-acre area from Marklin Family Properties, LLC by General Warranty Deed during the construction of project R-5728 in 2018. The Department needs to convert the 0.382-acres to Highway Right of Way as reflected on the final Highway Right of Way Plans.

#### (Division 10)

##### **Project R-3329/2559, Parcel 456A, US-74 Bypass from I-485 (Charlotte Outer Loop) to US-74 (Monroe Bypass)**

##### **Union County**

The Department was conveyed a 0.907-acre area from Donna C. Fowler, Widow during the construction of project R-3329/2559 in 2015. The department needs to convert 0.243 acres to Highway Right of way. The remaining 0.664-acres will remain available for sale or future use by the Department.



**NCDOT February 2023 Board of Transportation Agenda**

**Approval of Conversion of Residual Area to Highway Right of Way, cont.**

**(Division 10) cont.**

**Project R-3329/2559, Parcel 458, US-74 Bypass from I-485 (Charlotte Outer Loop) to US-74 (Monroe Bypass)**

**Union County**

The Department was conveyed a 1.330-acre area from Preston Baucom Jr. during the construction of project R-3329/2559 in 2015. The department needs to convert 0.144-acres to Highway Right of way and 0.093-acres to Permanent Utility Easement. The remaining 5.915-acres will remain available for sale or future use by the Department.

**APPROVAL OF CONVERSION OF RESIDUAL AREA TO HIGHWAY RIGHT OF WAY**

**6 PROJECT(S) \$-0-**

**NCDOT February 2023 Board of Transportation Agenda**

**Approval of Permanent Utility Easement over Department owned property**

**It is hereby resolved, based upon the recommendation of the Manager of the Right of Way Unit that the following highway right of way conveyances are approved:**

**(Division 5)**

**Project R-2000F, Parcel 022, I-540 (Northern Wake Expressway) From East of US-1 South of Perry Creek Road to South of Buffalo Road  
Wake County**

The Department during the construction of project R-2000F acquired a 0.150-acre remnant from Jay G. Simmons and Wife Patricia W. Simmons. The department needs to grant **The City of Raleigh** an approximate **0.017-acre** Permanent Utility Easement. This easement is for no consideration as the easement is for public use and the Department will retain fee ownership for corridor protection. This is to request authority for the Manager of Right of Way to sign the appropriate instrument.

**APPROVAL OF PERMANENT UTILITY EASEMENT OVER DEPARTMENT OWNED  
PROPERTY 1 PROJECT, \$-0-**

## NCDOT February 2023 Board of Transportation Agenda

### Advance Acquisition of Highway Right of Way

Upon recommendation of the Manager of the Right of Way Unit, the Board has been requested to authorize the acquisition of the following properties through negotiation or condemnation for purposes of highway construction in order to prevent undue hardship on property owners or to protect the right of way corridor from development prior to regular project approval. The Board finds such acquisitions to be necessary, and hereby authorizes the Right of Way Branch to acquire said properties either by negotiation or by condemnation through the Office of the Attorney General.

#### **APPROVAL TO ACQUIRE**

##### **(Division 3)**

##### **Onslow County; I.D. No. U-5716; Project No. 50116.1.2:**

NC 24 at US 258 Richlands Hwy intersection – convert at-grade intersection to interchange

Parcel(s)

007-008-009 Sue Ann Gordon Irrevocable Trust

111 EJP Equipment III, LLC

##### **(Division 5)**

##### **Wake County; I.D. No. R-2829; Project No. 35517.1.TA1:**

Eastern Wake freeway from I-40 south of Garner to US 64-264 Knightdale bypass

Parcel(s)

2334 John Early Foster, III

**Advance Acquisition of Highway Right of Way Approval to Acquire 5 parcels \$-0-**


**NORTH CAROLINA BOARD OF TRANSPORTATION  
RECOMMENDED ALLOCATION OF HIGHWAY MAINTENANCE APPROPRIATIONS  
FISCAL YEAR 2022 - 2023**

There will be no Maintenance Allocations submitted to the Board of Transportation for approval at the February 2023 Board meeting.

There are no Comprehensive Transportation Plans to be presented for approval at the February 8, 2023 Board of Transportation Meeting.

## ITEM V

There will be no Item V for the February 8, 2023 Board of Transportation Meeting.



**NORTH CAROLINA**

Department of Transportation

# Financial and Spend Plan Update As of December 2022

Stephanie King, Chief Financial Officer

February 2023

Connecting people, products and places safely and efficiently with customer focus, accountability and environmental sensitivity to enhance the economy and vitality of North Carolina

# **Executive Summary**

---



## The Fast Five



### Revenue

- FYTD Revenues are 3.2% lower than forecast. Revenues are 11% higher YOY due to federal reimbursements, economic development funds, and sales tax transfer.
- Cash as a percentage of commitments has decreased from 30% in Dec 2021 to 27% in Dec 2022.
- December collections in MFT, HUT, and DMV License and Fees were up in December.



### Expenses

- Although FYTD Expenditures are 12.3% lower than forecast, expenditures are up YOY, increasing by 23.8%.
- Largest variances FYTD is Construction (\$-294.4M) and Maintenance (\$-200.7M) due to material and labor issues. Over 78% of December expenditures were to external parties.
- FYTD Mobility & Modernization and Bridge Program showing the largest difference in Maintenance.



### Federal Update

- Per FHWA Notice N4520.278, NC received \$1.2B of Obligational Authority for the year on February 1<sup>st</sup>.
- NCDOT also received \$4.7M under the High Risk Rural Roads Special Rule and \$12.1M under the Vulnerable Road User Safety Special Rule.
- The amount is in alignment with what was received last federal year.
- This allows DOT to reclassify cost from Advance Construction to bill FHWA.



### State Budget

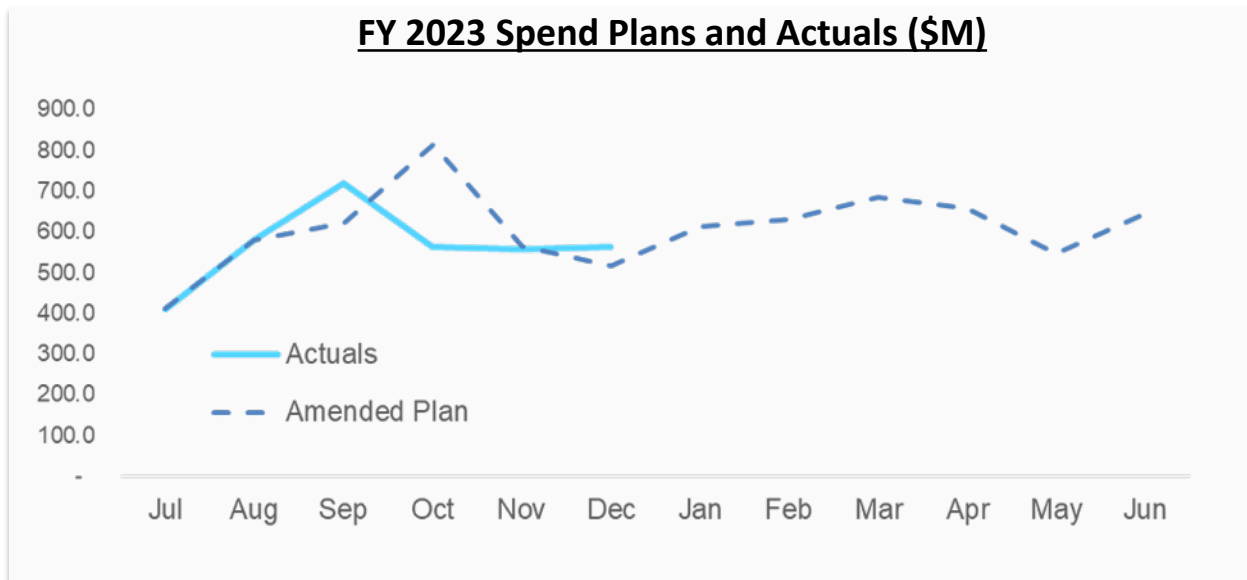
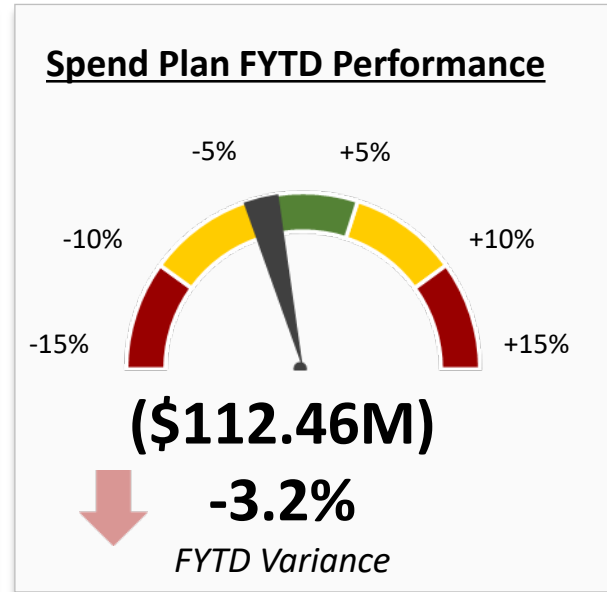
- Sec. Boyette and leadership met with OSBM to discuss DOT's budget submittal and other priority items for consideration in the Governor's Budget.
- Biennial Consensus Revenue Forecast process is underway with DOT, OSBM, and Fiscal Research.
- Awaiting the release of the Governor's Budget potentially Mid-March.



### Forecasting

- Efforts continue to review forecast data with SAS and Ernst & Young that best models current and future projects to transition away from the short-term economic factor approach implemented last year.
- Challenges remain in predictive modeling with economic factors applied.
- Data analytics will remain a top priority and a transition implemented.

# Revenues

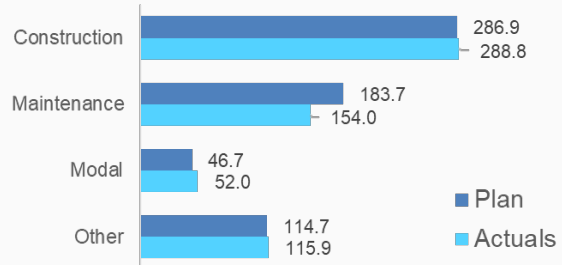


### Revenue Commentary

- Positive monthly variance to spend plan, in part due to FHWA receipts (\$20.7M) and an increase in State Revenues.
- Negative FYTD variance can be attributable to Economic Development transfer from the Department of Commerce (DOC). In November \$200M was transferred from DOC to DOT; however, money will remain in the Economic Development Fund (EDF) until needed.
  - In December, \$8.8M was transferred from the EDF to the HF.
- December collections in MFT, HUT, and DMV License and Fees exceeded forecast.

# Expenses

## December 2022 Spend Plan

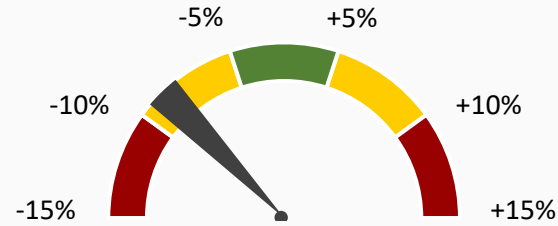


**(\$21.48M)**

**-3.4%**

Monthly Variance

## Spend Plan FYTD Performance



**(\$518.59M)**

**-12.3%**

FYTD Variance

## Expense Commentary

- Total monthly variance (-3.4%) is in line with forecast; mainly due to Construction meeting monthly spend plan target.
- Construction expenditures continue to fall behind forecast due to labor and material shortages.
- Overall expenditures are up YOY, increasing by 23.8%

## FY 2023 Spend Plans and Actuals (\$M)



# Financial Highlights

Cash

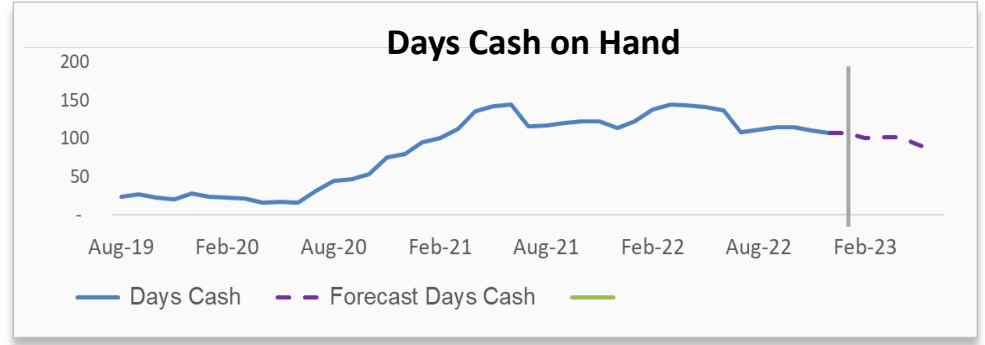
**Cash Balance**  
**\$2,294M**

Highway Trust Fund: **\$1,289m**  
 Other\*: **\$22m**  
 (Note: \$983m is also listed as a component)

**FY23 FCST Avg. Monthly Expenditures**  
**\$655M**

**Days Cash On Hand**  
**106.5**

Last Month: **110.4**

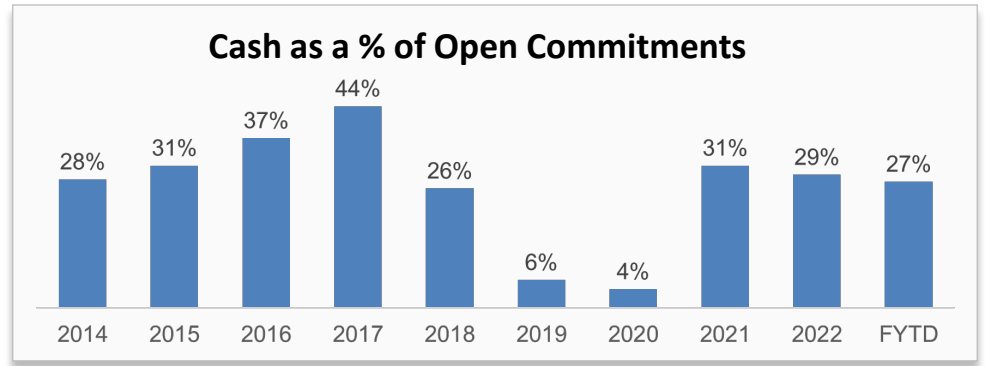


Commitments

**Open Commitments**  
**\$8,348M**

Last Month: **\$8,561M**

| Category     | Percentage |
|--------------|------------|
| Construction | 75%        |
| Maintenance  | 16%        |
| Other        | 6%         |
| Modal        | 4%         |



Project Activity

**New Active Projects**  
*December*

**16 Projects**  
**\$23.1M**  
 (Bid Amounts)

| Month     | # of Projects | Bid (\$m) |
|-----------|---------------|-----------|
| Mar       | 110           | 400       |
| Apr       | 84            | 300       |
| May       | 35            | 150       |
| June      | 48            | 200       |
| July      | 81            | 450       |
| August    | 50            | 1000      |
| September | 28            | 150       |
| October   | 39            | 550       |
| November  | 17            | 200       |
| December  | 16            | 23.1      |

**Accepted Projects**  
*December*

**42 Projects**  
**\$95.6M**  
 (Estimate to Date)

| Month     | # of Projects | Estimate (\$m) |
|-----------|---------------|----------------|
| Mar       | 27            | 200            |
| Apr       | 35            | 300            |
| May       | 29            | 100            |
| June      | 52            | 500            |
| July      | 28            | 150            |
| August    | 30            | 200            |
| September | 41            | 550            |
| October   | 58            | 150            |
| November  | 24            | 100            |
| December  | 42            | 95.6           |

## YOY Financial Analysis for December

| Highway Fund  | Highway Trust Fund   |
|---|--|
| <p><b>Cash balance increased by \$289.0M or 28.9%</b></p> <ul style="list-style-type: none"> <li>• \$1,000.5M in Dec21 to \$1,289.5M in Dec22</li> <li>• Cash increase is primarily due to overall decrease in expenditures caused by labor and material shortages starting in SFY 2022.</li> </ul>   | <p><b>Cash balance increased by \$27.2M or 2.8%</b></p> <ul style="list-style-type: none"> <li>• \$956.0M in Dec21 to \$983.2M in Dec22</li> <li>• Cash increase is primarily due to overall decrease in expenditures caused by labor and material shortages during SFY 2022.</li> </ul> |
| <p><b>Revenues increased by \$9.1M or 4.1%</b></p> <ul style="list-style-type: none"> <li>• \$223.1M in Dec21 to \$232.3M in Dec22</li> <li>• \$5.0M decrease in MFT revenues</li> <li>• \$2.9M increase in license &amp; fee revenues</li> <li>• \$9.4M increase in HUT revenues</li> <li>• No Sales Tax Revenues reported this month</li> </ul> | <p><b>Revenues increased by \$13.4M or 10.2%</b></p> <ul style="list-style-type: none"> <li>• \$131.4M in Dec21 to \$144.8M in Dec22</li> <li>• \$11.0M increase in MFT revenues</li> <li>• \$1.6M increase in HUT revenues</li> <li>• \$0.7M decrease in fee revenues</li> </ul>        |
| <p><b>Expenses (current accounts) increased by \$1.3M or 7.1%</b></p>   | <p><b>Expenses (current accounts) increased by \$0.3M or 2.2%</b></p>  |
| <p><b>YTD Revenues increased by \$118.0M</b><br/> <b>YTD Expenses (current) decreased by \$24.1M</b></p>  | <p><b>YTD Revenues increased by \$102.4M</b><br/> <b>YTD Expenses (current) increased by \$5.0M</b></p>  |

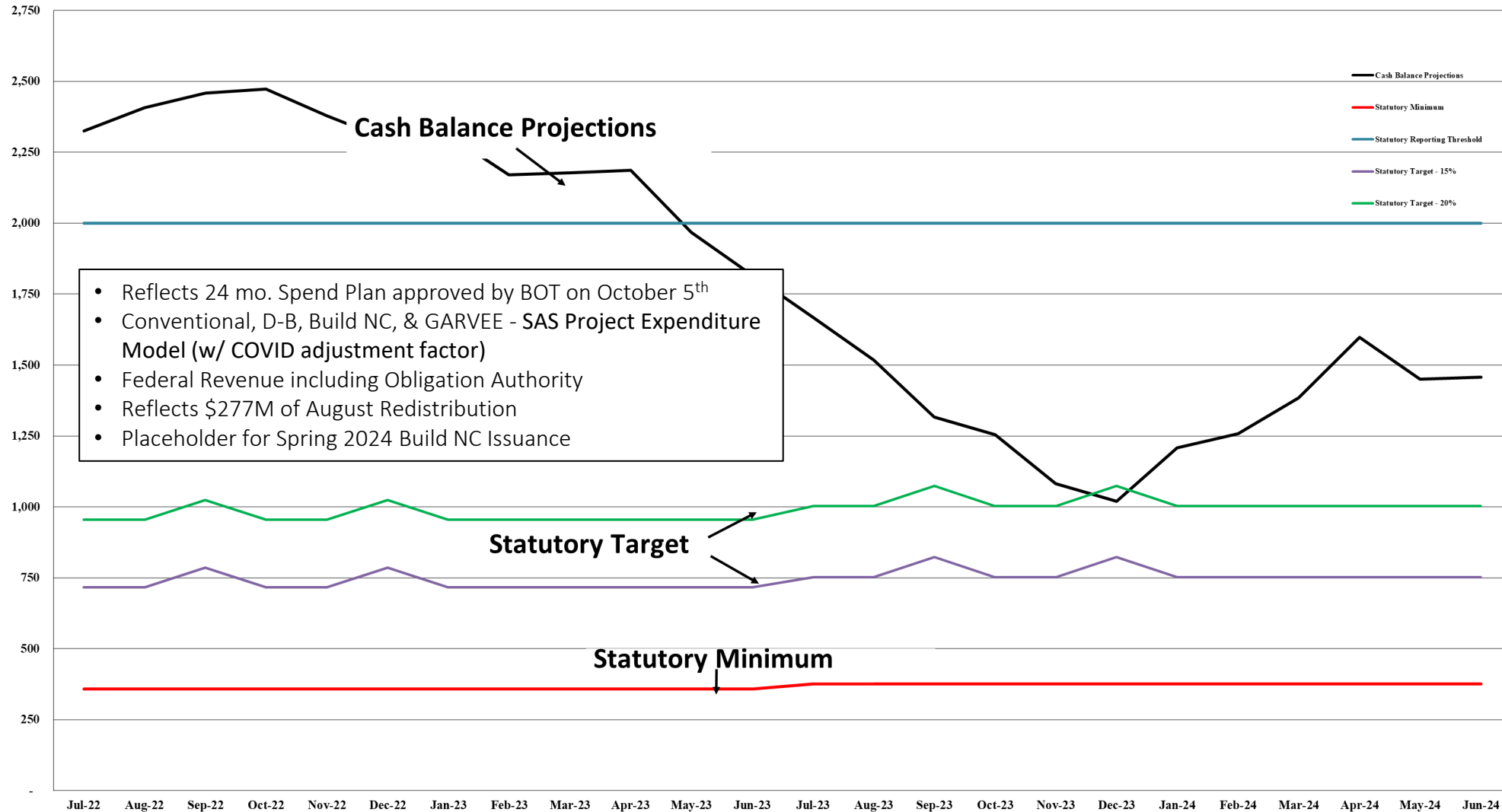
On December 28, DOT repaid \$30.3M of the Highway Trust Fund loan to the Highway Fund. This is the final payment, There is no outstanding balance on the loan.

## Financial Update - SFYTD 2023 as compared SFYTD 2022 (\$ in millions)

|                                  | Month over Month |                  | Year to Date     |                  |
|----------------------------------|------------------|------------------|------------------|------------------|
|                                  | December<br>2022 | December<br>2021 | YTD 2023         | YTD 2022         |
| <u>HF, TF, and Ferry Capital</u> |                  |                  |                  |                  |
| Collections                      | \$563M           | \$513M           | \$3,395M         | \$3,058M         |
| Expenditures                     | \$611M           | \$574M           | \$3,711M         | \$2,998M         |
| Net Change                       | -\$48M           | -\$61M           | -\$316M          | \$60M            |
| Cash Balances:                   |                  |                  | December<br>2022 | December<br>2021 |
| Highway Fund *                   |                  |                  | \$1,289M         | \$1,000M         |
| Highway Trust Fund               |                  |                  | \$983M           | \$956M           |
| Ferry Capital Fund               |                  |                  | \$22M            | \$21M            |
| Totals                           |                  |                  | \$2,294M         | \$1,978M         |

\*Excludes bond proceeds held by Trustee

# 24 Month Cash Forecast – SFY 23 / SFY 24 Spend Plan



Actual Revenues and Expenditures Compared to Spend Plan

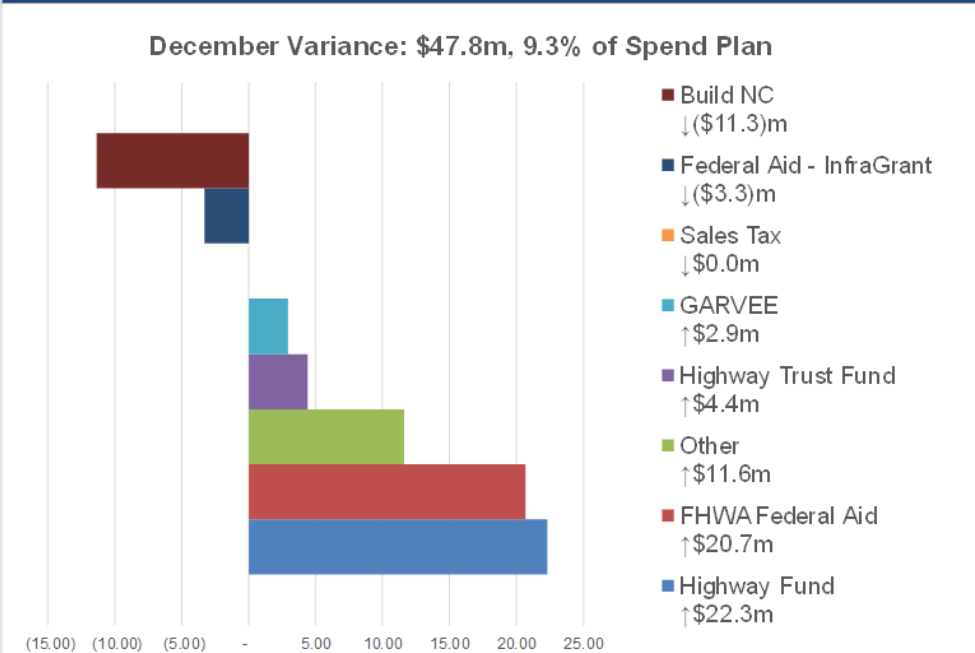
| Description                                    | Actuals             |                       | Variance - Fiscal Year to Date |                  |                      | Track Against Full Year Spend Plan |  |
|--|---------------------|-----------------------|--------------------------------|------------------|----------------------|------------------------------------|--|
|  | Actuals As of 12/31 | Fiscal YTD Spend Plan | \$ Variance, FYTD              | % Variance, FYTD | Full Year Spend Plan | % of SFY 2023 Spend Plan           |  |
| <b>Total Revenues &amp; Other Receipts</b>     | <b>3,395.17</b>     | <b>3,507.63</b>       | <b>(112.46)</b>                | <b>-3%</b>       | <b>7,284.63</b>      | <b>47%</b>                         |  |
| State revenues                                 | 2,250.18            | 2,230.75              | 19.43                          | 1%               | 4,580.60             | 49%                                |  |
| Federal aid                                    | 706.21              | 641.46                | 64.75                          | 10%              | 1,587.97             | 44%                                |  |
| Federal aid - USDOT Discretionary Grants       | 8.15                | 20.41                 | (12.25)                        | -60%             | 23.98                | 34%                                |  |
| Turnpike Federal Aid                           | 0.11                | (0.03)                | 0.13                           | -497%            | (0.03)               | -397%                              |  |
| Sales Tax                                      | 53.98               | 48.28                 | 5.71                           | 12%              | 193.10               | 28%                                |  |
| Other  | 127.24              | 320.14                | (192.90)                       | -60%             | 444.27               | 29%                                |  |
| Garvee   | 84.34               | 80.83                 | 3.51                           | 4%               | 150.06               | 56%                                |  |
| BuildNC  | 164.95              | 165.79                | (0.84)                         | -1%              | 304.68               | 54%                                |  |
| <b>Total Construction</b>                      | <b>1,827.51</b>     | <b>2,121.87</b>       | <b>(294.36)</b>                | <b>-14%</b>      | <b>4,179.94</b>      | <b>44%</b>                         |  |
| Garvee Expenditures                            | 112.56              | 285.00                | (172.44)                       | -61%             | 554.29               | 20%                                |  |
| Garvee Debt Service                            | 25.04               | 25.04                 | -                              | 0%               | 154.34               | 16%                                |  |
| Division of Mitigation Services (Formerly EEP) | 0.04                | 6.63                  | (6.59)                         | -99%             | 23.13                | 0%                                 |  |
| BUILDNC Expenditures                           | 338.41              | 315.58                | 22.83                          | 7%               | 581.69               | 58%                                |  |
| BUILDNC Debt Service                           | 26.81               | 26.81                 | -                              | 0%               | 121.44               | 22%                                |  |
| STIP Construction - SAS                        | 796.52              | 670.88                | 125.64                         | 19%              | 1,201.88             | 66%                                |  |
| NC Mobility Fund                               | 0.00                | (0.00)                | 0.00                           | -1081%           | (0.00)               | -981%                              |  |
| STIP Preconstruction & Holdouts                | 369.46              | 661.00                | (291.54)                       | -44%             | 1,286.82             | 29%                                |  |
| TIP - USDOT Discretionary Grants               | 136.10              | 116.29                | 19.81                          | 17%              | 220.03               | 62%                                |  |
| Turnpike Authority                             | 12.67               | 1.57                  | 11.10                          | 708%             | 2.25                 | 564%                               |  |
| Internal Orders                                | (8.26)              | (2.85)                | (5.41)                         | 190%             | 3.15                 | -262%                              |  |
| Congestion Mitigation & Air Quality (CMAQ)     | 18.16               | 15.94                 | 2.23                           | 14%              | 30.94                | 59%                                |  |
| <b>Total Maintenance</b>                       | <b>1,225.31</b>     | <b>1,425.95</b>       | <b>(200.65)</b>                | <b>-14%</b>      | <b>2,499.28</b>      | <b>49%</b>                         |  |
| Other Construction - Secondary Roads           | 8.04                | 8.62                  | (0.58)                         | -7%              | 20.43                | 39%                                |  |
| Other Construction - Spot Safety Improvements  | 6.40                | 8.51                  | (2.11)                         | -25%             | 13.53                | 47%                                |  |
| Other Construction - Contingency               | 8.58                | 8.40                  | 0.18                           | 2%               | 10.02                | 86%                                |  |
| Other Construction - Mobility/Modernization    | 248.84              | 373.55                | (124.71)                       | -33%             | 447.19               | 56%                                |  |
| General Maintenance Reserve                    | 244.06              | 258.62                | (14.56)                        | -6%              | 595.25               | 41%                                |  |
| Contract Resurfacing                           | 359.58              | 369.95                | (10.37)                        | -3%              | 604.04               | 60%                                |  |
| Roadside Environmental                         | 73.46               | 56.89                 | 16.56                          | 29%              | 112.34               | 65%                                |  |
| Pavement Preservation                          | 66.37               | 65.21                 | 1.16                           | 2%               | 107.01               | 62%                                |  |
| Bridge Program                                 | 137.00              | 180.80                | (43.80)                        | -24%             | 330.49               | 41%                                |  |
| Bridge Preservation                            | 45.32               | 45.15                 | 0.17                           | 0%               | 98.37                | 46%                                |  |
| Emergency GMR                                  | 19.47               | 22.33                 | (2.86)                         | -13%             | 93.73                | 21%                                |  |
| Disaster Funding - FEMA                        | 8.18                | 27.91                 | (19.73)                        | -71%             | 66.90                | 12%                                |  |
| <b>Total Other Modes</b>                       | <b>282.10</b>       | <b>294.83</b>         | <b>(12.73)</b>                 | <b>-4%</b>       | <b>531.96</b>        | <b>53%</b>                         |  |
| Administration                                 | 148.83              | 162.18                | (13.34)                        | -8%              | 378.45               | 39%                                |  |
| Transfers to Other State Agencies              | 32.97               | 33.70                 | (0.73)                         | -2%              | 67.39                | 49%                                |  |
| Transfers to General Fund/NCTA - GAP Funds     | 24.50               | 24.50                 | -                              | 0%               | 49.00                | 50%                                |  |
| State aid to municipalities                    | 154.85              | 154.88                | (0.03)                         | 0%               | 154.88               | 100%                               |  |
| Debt Service                                   | -                   | -                     | -                              | na               | -                    | na                                 |  |
| Other Programs                                 | 14.81               | 11.56                 | 3.25                           | 28%              | 21.23                | 70%                                |  |
| <b>Total Other Expenditures</b>                | <b>375.97</b>       | <b>386.82</b>         | <b>(10.85)</b>                 | <b>-3%</b>       | <b>670.95</b>        | <b>56%</b>                         |  |
| <b>Total Expenditures</b>                      | <b>3,710.88</b>     | <b>4,229.47</b>       | <b>(518.59)</b>                | <b>-12%</b>      | <b>7,882.13</b>      | <b>47%</b>                         |  |



# Revenue Summary and Variances – Monthly (\$M)

## Variance to Spend Plan - Month of Dec

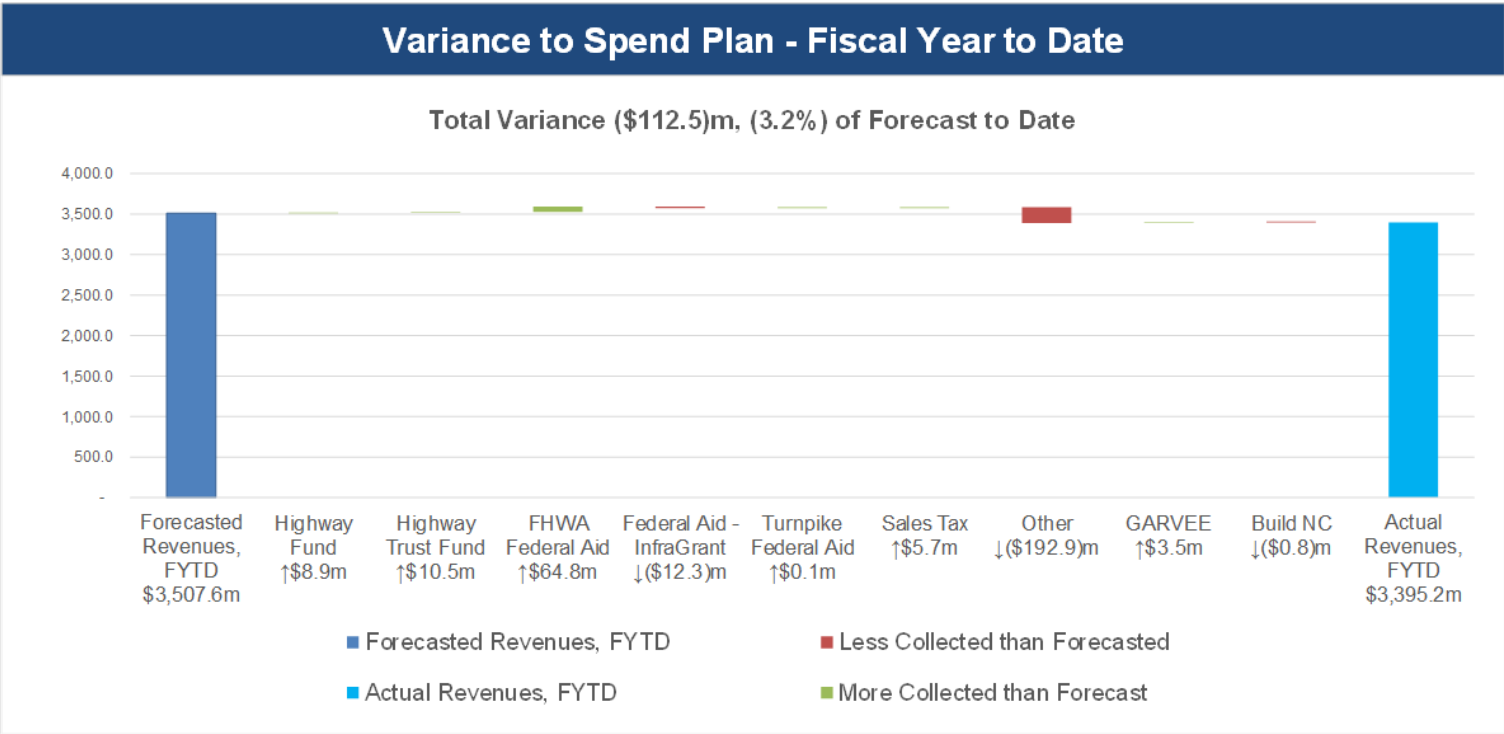
## Commentary



- Overall positive monthly variance to spend plan: 9.3% (\$47.8M).
- Highway Fund had a monthly variance of 10.6% (22.3M) largely due to an increase in receipts for License and Fees and Motor Fuel taxes.
- FHWA-Federal Aid had a monthly variance of 21.3% (\$20.7M).
- Build NC had a monthly variance of -32.3% (\$-11.3M).
- GARVEE had a monthly variance of 16.1% (\$2.9M).

| Description              | Actuals                        |               |                      |                     | Variance to Spend Plan - Monthly |                      | Variance to Prior Year- Monthly |  |  |
|--------------------------|--------------------------------|---------------|----------------------|---------------------|----------------------------------|----------------------|---------------------------------|--|--|
|                          | Actuals For Month Ending 12/31 | Spend Plan    | \$ Variance, Monthly | % Variance, Monthly | Prior Year                       | \$ Variance, Monthly | % Variance, Monthly             |  |  |
| Highway Fund             | 232.29                         | 209.95        | 22.34                | 11%                 | 223.02                           | 9.27                 | 4%                              |  |  |
| Highway Trust Fund       | 144.80                         | 140.38        | 4.42                 | 3%                  | 131.40                           | 13.40                | 10%                             |  |  |
| FHWA Federal Aid         | 117.68                         | 96.98         | 20.70                | 21%                 | 50.92                            | 66.76                | 131%                            |  |  |
| Federal Aid - InfraGrant | 1.85                           | 5.13          | (3.28)               | -64%                | 0.98                             | 0.87                 | 88%                             |  |  |
| Tumpike Federal Aid      | 0.41                           | -             | 0.41                 | na                  | -                                | -                    | na                              |  |  |
| Sales Tax                | -                              | -             | -                    | na                  | -                                | -                    | na                              |  |  |
| Other                    | 21.15                          | 9.55          | 11.60                | 121%                | 31.16                            | (10.01)              | -32%                            |  |  |
| GARVEE                   | 21.14                          | 18.20         | 2.94                 | 16%                 | 58.94                            | (37.80)              | -64%                            |  |  |
| Build NC                 | 23.76                          | 35.11         | (11.34)              | -32%                | 16.48                            | 7.29                 | 44%                             |  |  |
| <b>Total Revenues</b>    | <b>563.09</b>                  | <b>515.30</b> | <b>47.78</b>         | <b>9%</b>           | <b>512.90</b>                    | <b>50.18</b>         | <b>9.8%</b>                     |  |  |

# Revenue Summary and Variances – Fiscal Year to Date (\$M)

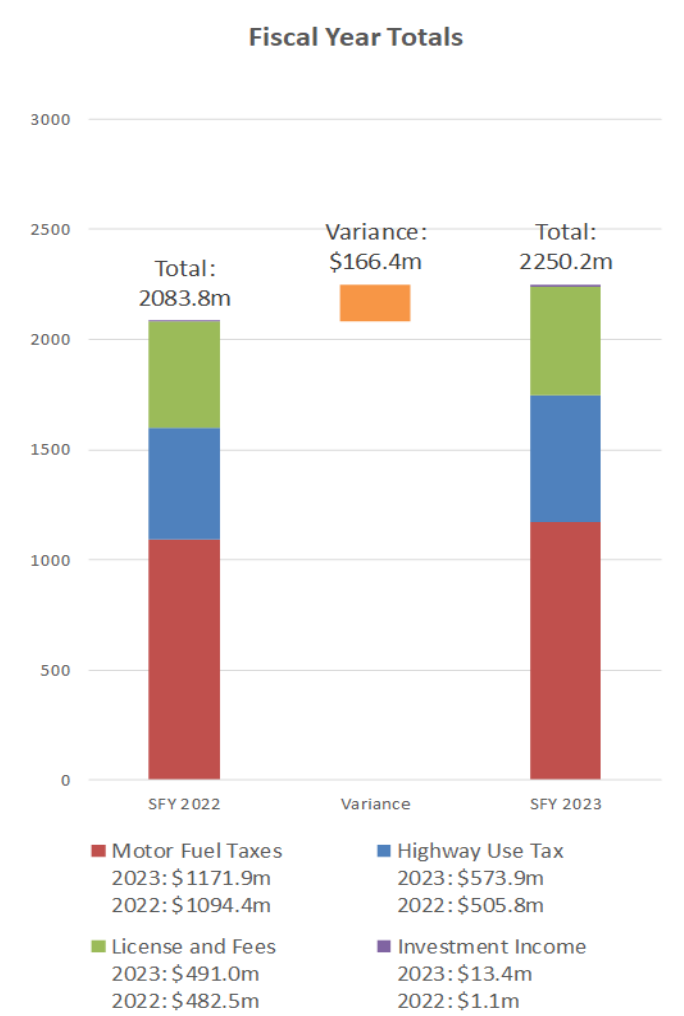


- ### Commentary
- Overall negative FYTD variance to spend plan: -3.2% or (\$-112.5M).
  - Other revenues variance due to Economic Development from DOC. DOT received \$200M in November; however, money will remain in the EDF until needed.
    - In December, \$8.8M was transferred from the EDF to the HF.
  - HF (0.7%) and HTF (1.2%) revenues are largely in line with forecast.
  - YOY growth in HF (5.0%) & HTF (12.8%) revenues.

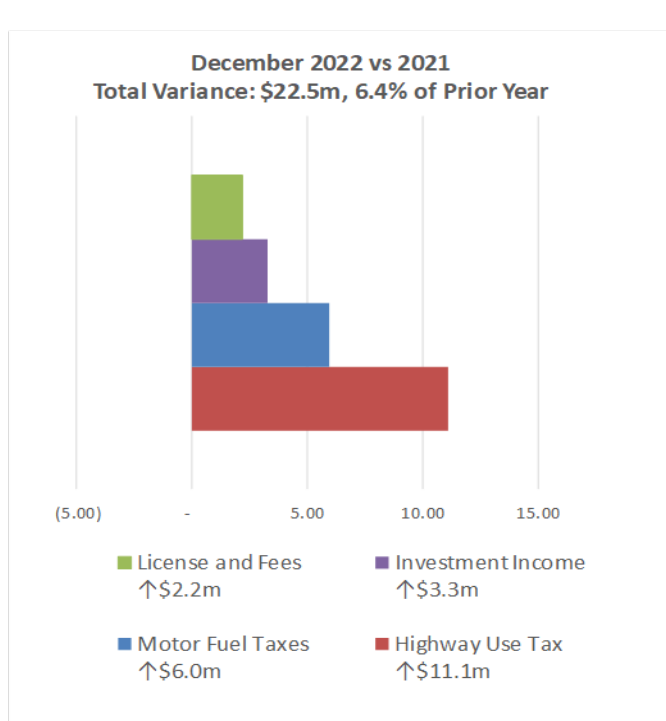
| Description              | Actuals             |                       | Variance - Fiscal Year to Date |                  | Track Against Full Year Spend Plan |                          | Variance to Prior Year- FYTD |                   |              |
|--------------------------|---------------------|-----------------------|--------------------------------|------------------|------------------------------------|--------------------------|------------------------------|-------------------|--------------|
|                          | Actuals As of 12/31 | Fiscal YTD Spend Plan | \$ Variance, FYTD              | % Variance, FYTD | Full Year Spend Plan (Amendment 2) | % of SFY 2023 Spend Plan | Prior Year                   | \$ Variance, FYTD | % Variance   |
| Highway Fund             | 1,350.12            | 1,341.21              | 8.92                           | 1%               | 2,749.45                           | 49%                      | 1,285.45                     | 64.67             | 5%           |
| Highway Trust Fund       | 900.06              | 889.54                | 10.51                          | 1%               | 1,831.16                           | 49%                      | 797.65                       | 102.40            | 13%          |
| FHWA Federal Aid         | 706.21              | 641.46                | 64.75                          | 10%              | 1,587.97                           | 44%                      | 499.48                       | 206.73            | 41%          |
| Federal Aid - InfraGrant | 8.15                | 20.41                 | (12.25)                        | -60%             | 23.98                              | 34%                      | 8.00                         | 0.15              | 2%           |
| Tumpike Federal Aid      | 0.11                | (0.03)                | 0.13                           | -497%            | (0.03)                             | -397%                    | 0.09                         | 0.01              | 15%          |
| Sales Tax                | 53.98               | 48.28                 | 5.71                           | 12%              | 193.10                             | 28%                      | -                            | 53.98             | na           |
| Other                    | 127.24              | 320.14                | (192.90)                       | -60%             | 444.27                             | 29%                      | 94.67                        | 32.57             | 34%          |
| GARVEE                   | 84.34               | 80.83                 | 3.51                           | 4%               | 150.06                             | 56%                      | 197.10                       | (112.76)          | -57%         |
| Build NC                 | 164.95              | 165.79                | (0.84)                         | -1%              | 304.68                             | 54%                      | 175.96                       | (11.00)           | -6%          |
| <b>Total Revenues</b>    | <b>3,395.17</b>     | <b>3,507.63</b>       | <b>-112.46</b>                 | <b>-3.2%</b>     | <b>7,284.63</b>                    | <b>47%</b>               | <b>3,058.41</b>              | <b>336.75</b>     | <b>11.0%</b> |

# Highway Fund & Trust Fund Details December 2022(\$M)

## FYTD YoY Variance



## Monthly YoY Variance



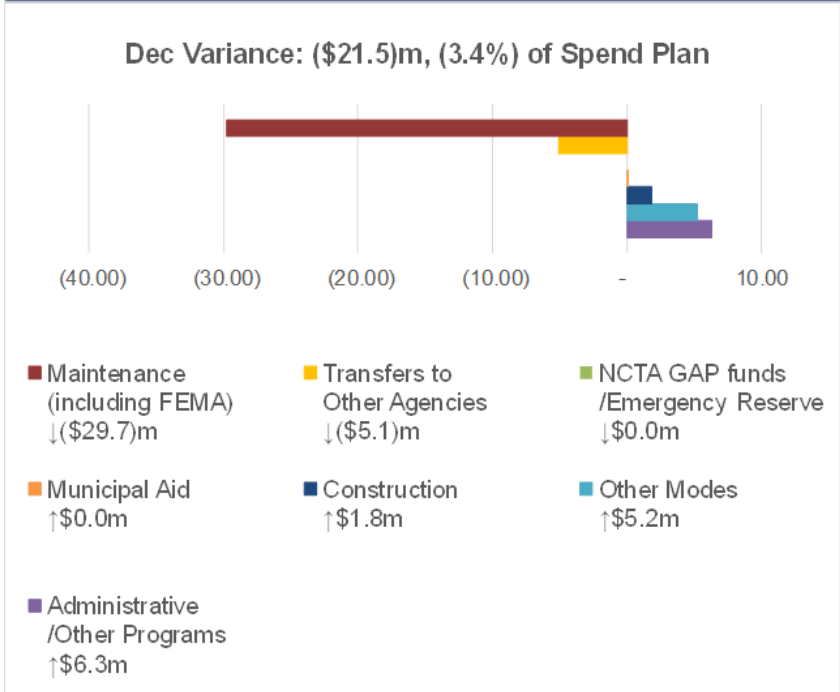
## Commentary

- FYTD Highway Fund and Trust Fund revenues have grown by approximately 8.0% on a combined basis as compared to December 2021.
- December YTD Motor Fuel Tax, Highway Use Tax, and License & Fees remain strong with an uptick of 7.1%, 13.5%, and 1.8% YOY, respectively.
- Investment income has increased exponentially YOY due to rising interest rates.

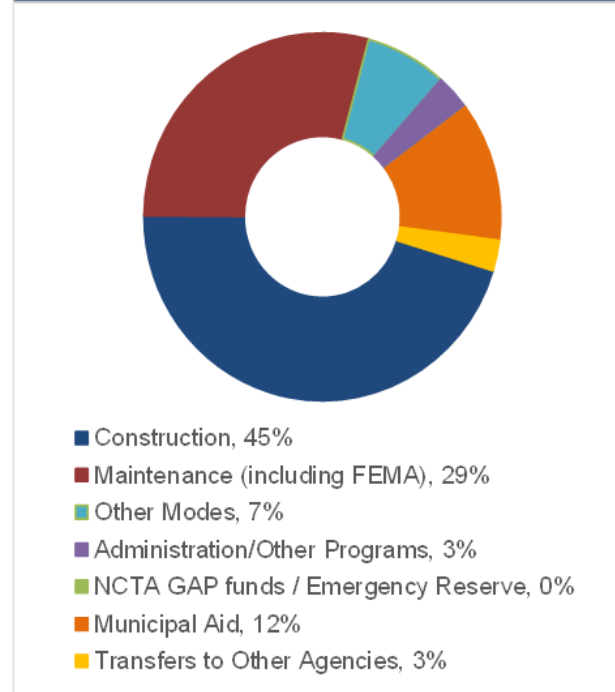
| Revenue              | Comparison to Prior Year - Month of December |                | Comparison to Prior Year - Fiscal Year to Date  |  |                |              |
|----------------------|--|----------------|---|--|----------------|--------------|
|                      | December 2022                                | December 2021  | Current FYTD Actual Revenue (Jul '22 - Dec '22) | Previous FYTD Actual Revenue (Jul '21 - Dec '21) | FYTD YoY \$ Δ  | FYTD YoY % Δ |
|                      | Motor Fuel Taxes                             | 197.1          | 191.1   | 1,171.9  | 1,094.4        | 77.4         |
| Highway Use Tax      | 93.1   | 82.0           | 573.9   | 505.8  | 68.2           | 13.5%        |
| License and Fees     | 83.4   | 81.1           | 491.0   | 482.5  | 8.5            | 1.8%         |
| Investment Income    | 3.6  | 0.3            | 13.4  | 1.1  | 12.3           | 1133%        |
| <b>Total Revenue</b> | <b>\$377.1</b>                               | <b>\$354.5</b> | <b>\$2,250.2</b>                                | <b>\$2,083.8</b>                                 | <b>\$166.4</b> | <b>8.0%</b>  |

# Overall Expenditure Variances – Monthly (\$M)

## Variance to Spend Plan - Month of Dec



## Monthly Expenditure Makeup\*

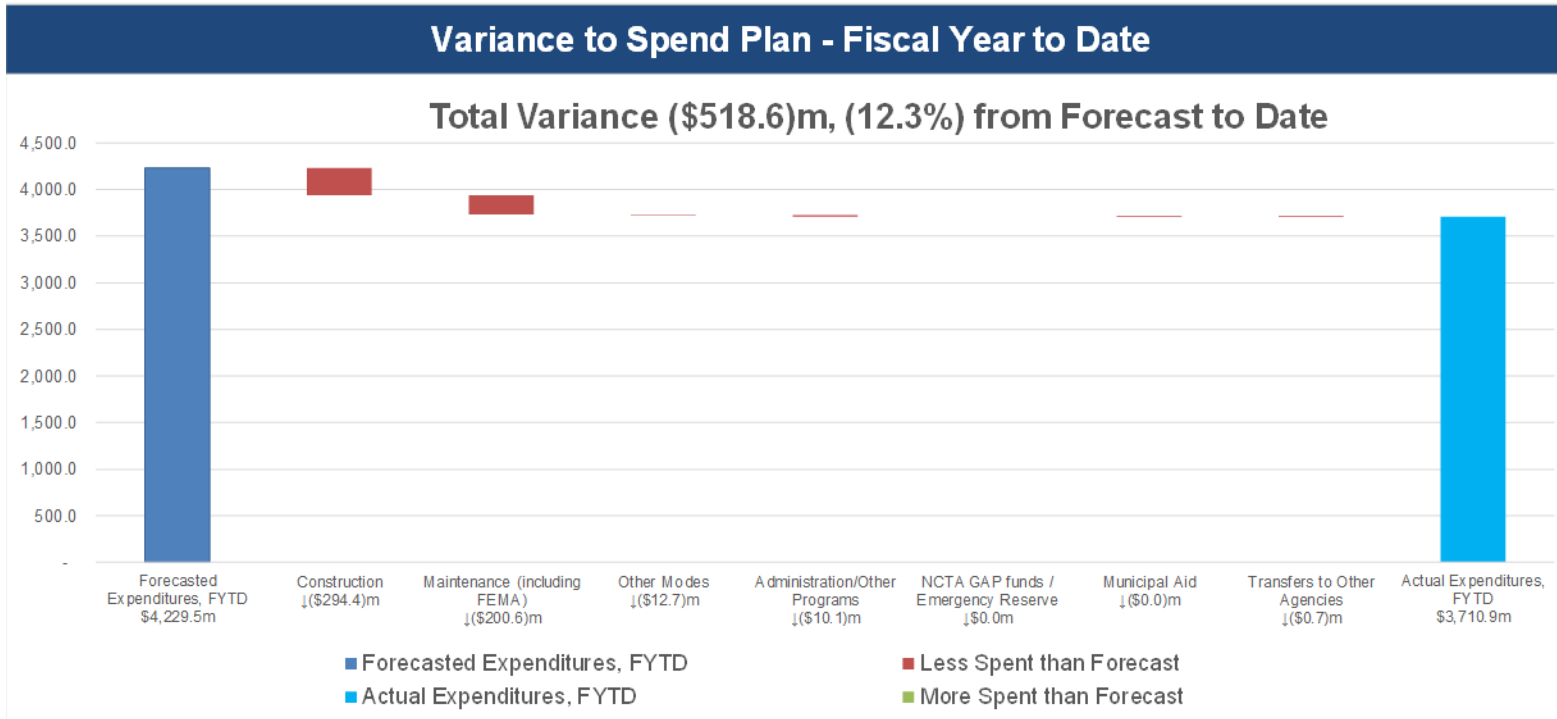


## Commentary

- Overall negative monthly variance to spend plan in December: -3.4%.
- Construction met forecasted spend with relatively stable monthly expenditures. Positive variance (\$0.6%) is partly due to work being completed in November and expenditures being projected significantly lower as a result of expected seasonality. NCDOT has observed this typically doesn't occur until January.
- Other Modes expenditure was 11.2% above spend plan.

| Description                        | Actuals                        |               | Variance - Monthly   |                     | Variance to Prior Year- Monthly |                      |                     |
|------------------------------------|--------------------------------|---------------|----------------------|---------------------|---------------------------------|----------------------|---------------------|
|                                    | Actuals For Month Ending 12/31 | Spend Plan    | \$ Variance, Monthly | % Variance, Monthly | Prior Year                      | \$ Variance, Monthly | % Variance, Monthly |
| Construction                       | 288.77                         | 286.94        | 1.83                 | 1%                  | 321.84                          | (33.07)              | -10%                |
| Maintenance (including FEMA)       | 154.00                         | 183.75        | (29.74)              | -16%                | 97.88                           | 56.12                | 57%                 |
| Other Modes                        | 51.95                          | 46.73         | 5.22                 | 11%                 | 29.45                           | 22.50                | 76%                 |
| Administration/Other Programs      | 26.70                          | 20.42         | 6.28                 | 31%                 | 25.93                           | 0.77                 | 3%                  |
| NCTA GAP funds / Emergency Reserve | -                              | -             | -                    | na                  | -                               | -                    | na                  |
| Municipal Aid                      | 77.44                          | 77.44         | 0.00                 | 0%                  | 87.66                           | (10.22)              | -12%                |
| Transfers to Other Agencies        | 11.78                          | 16.85         | (5.07)               | -30%                | 11.63                           | 0.15                 | 1%                  |
| <b>Total Expenditures</b>          | <b>610.65</b>                  | <b>632.13</b> | <b>-21.48</b>        | <b>-3%</b>          | <b>574.38</b>                   | <b>36.27</b>         | <b>6%</b>           |

# Overall Expenditure Summary and Variances – Fiscal YTD (\$M)



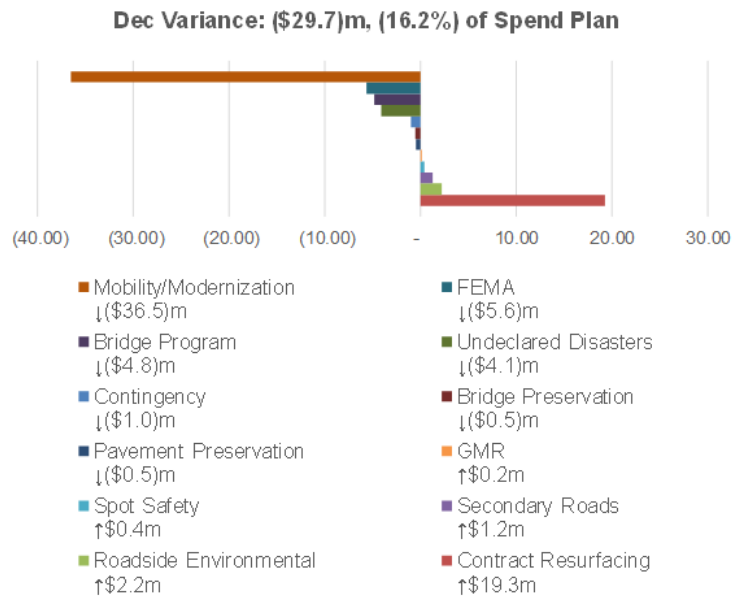
### Commentary

- Overall expenditures are up YOY, increasing by 23.8% from \$2,998.1M FYTD December 2021 to \$3,710.1M FYTD December 2022, although labor and material shortages are continuing to lead to expenditures falling behind forecast.

| Description                        | Actuals             |                       | Variance - Fiscal Year to Date |                  |                                    | Track Against Full Year Spend Plan |                 | Variance to Prior Year- FYTD |            |  |
|------------------------------------|---------------------|-----------------------|--------------------------------|------------------|------------------------------------|------------------------------------|-----------------|------------------------------|------------|--|
|                                    | Actuals As of 12/31 | Fiscal YTD Spend Plan | \$ Variance, FYTD              | % Variance, FYTD | Full Year Spend Plan (Amendment 2) | % of SFY 2023 Spend Plan           | Prior Year      | \$ Variance, FYTD            | % Variance |  |
| Construction                       | 1,827.51            | 2,121.87              | (294.36)                       | -14%             | 4,179.94                           | 44%                                | 1,580.55        | 246.96                       | 16%        |  |
| Maintenance (including FEMA)       | 1,225.31            | 1,425.95              | (200.65)                       | -14%             | 2,499.28                           | 49%                                | 776.45          | 448.85                       | 58%        |  |
| Other Modes                        | 282.10              | 294.83                | (12.73)                        | -4%              | 531.96                             | 53%                                | 214.29          | 67.81                        | 32%        |  |
| Administration/Other Programs      | 163.65              | 173.74                | (10.09)                        | -6%              | 399.68                             | 41%                                | 153.66          | 9.99                         | 7%         |  |
| NCTA GAP funds / Emergency Reserve | 24.50               | 24.50                 | -                              | 0%               | 49.00                              | 50%                                | 85.50           | (61.00)                      | -71%       |  |
| Municipal Aid                      | 154.85              | 154.88                | (0.03)                         | 0%               | 154.88                             | 100%                               | 159.21          | (4.36)                       | -3%        |  |
| Transfers to Other Agencies        | 32.97               | 33.70                 | (0.73)                         | 0%               | 67.39                              | 49%                                | 28.42           | 4.55                         | 16%        |  |
| <b>Total Expenditures</b>          | <b>3,710.88</b>     | <b>4,229.47</b>       | <b>-518.59</b>                 | <b>-12%</b>      | <b>7,882.13</b>                    | <b>47%</b>                         | <b>2,998.08</b> | <b>712.80</b>                | <b>24%</b> |  |

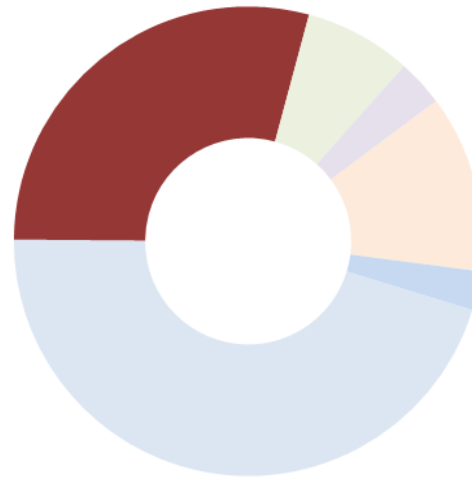
# Maintenance Expenditure Variances – Monthly (\$M)

## Variance to Spend Plan - Month of Dec



## Monthly Expenditure

Maintenance is 29.1% of December Spend Plan

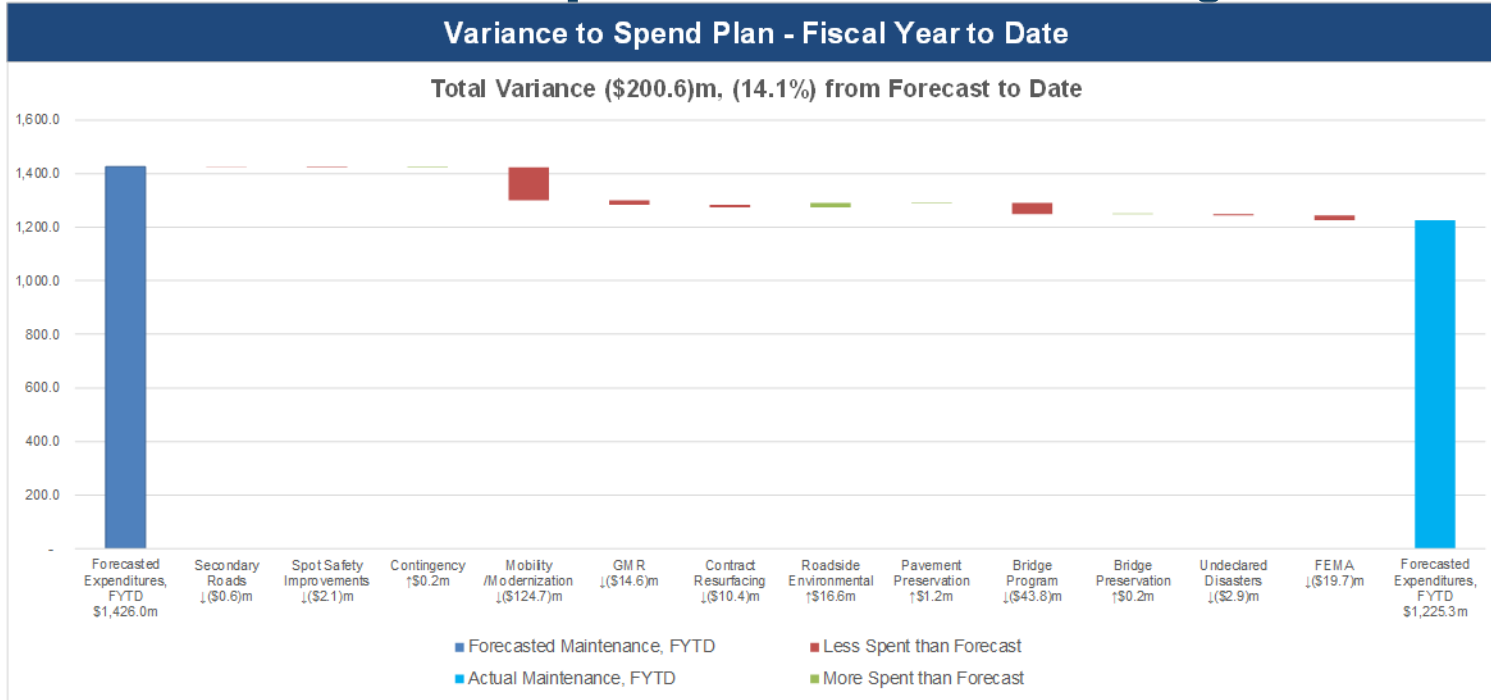


## Commentary

- Maintenance expenditures had an overall negative monthly variance to spend plan in December: -16.2%.
- Overall negative variance can be attributable to Mobility Modernization (\$-36.5M), partially offset by Contract Resurfacing (\$19.3M).
- Mobility Modernization variance is partly due to under spending in the EDF.
- Secondary Roads and Contract Resurfacing expenditures picked up in December, taking advantage of mild weather conditions.

| Description              | Actuals                        |               | Variance - Monthly   |                     |              |                      | Variance to Prior Year- Monthly |  |  |  |
|--------------------------|--------------------------------|---------------|----------------------|---------------------|--------------|----------------------|---------------------------------|--|--|--|
|                          | Actuals For Month Ending 12/31 | Spend Plan    | \$ Variance, Monthly | % Variance, Monthly | Prior Year   | \$ Variance, Monthly | % Variance, Monthly             |  |  |  |
| Secondary Roads          | 1.61                           | 0.36          | 1.24                 | 346%                | 0.62         | 0.99                 | 161%                            |  |  |  |
| Spot Safety Improve.     | 1.47                           | 1.05          | 0.43                 | 41%                 | 1.04         | 0.43                 | 42%                             |  |  |  |
| Contingency              | (0.78)                         | 0.25          | (1.04)               | -409%               | 1.12         | (1.90)               | -170%                           |  |  |  |
| Mobility/Modernization   | 30.14                          | 66.61         | (36.47)              | -55%                | 1.12         | 29.02                | 2592%                           |  |  |  |
| GMR                      | 38.06                          | 37.91         | 0.15                 | 0%                  | 25.98        | 12.09                | 47%                             |  |  |  |
| Contract Resurfacing     | 36.57                          | 17.30         | 19.27                | 111%                | 23.92        | 12.65                | 53%                             |  |  |  |
| Roadside Environmental   | 9.14                           | 6.93          | 2.22                 | 32%                 | 8.91         | 0.23                 | 3%                              |  |  |  |
| Pavement Preservation    | 1.91                           | 2.37          | (0.45)               | -19%                | 5.88         | (3.97)               | -67%                            |  |  |  |
| Bridge Program           | 20.98                          | 25.82         | (4.84)               | -19%                | 19.22        | 1.77                 | 9%                              |  |  |  |
| Bridge Preservation      | 6.76                           | 7.29          | (0.53)               | -7%                 | 5.96         | 0.80                 | 13%                             |  |  |  |
| Undeclared Disasters     | 8.58                           | 12.70         | (4.11)               | -32%                | 1.35         | 7.23                 | 534%                            |  |  |  |
| FEMA                     | (0.45)                         | 5.17          | (5.61)               | -109%               | 2.78         | (3.23)               | -116%                           |  |  |  |
| <b>Total Maintenance</b> | <b>154.00</b>                  | <b>183.75</b> | <b>-29.74</b>        | <b>-16%</b>         | <b>97.88</b> | <b>56.12</b>         | <b>57%</b>                      |  |  |  |

# Maintenance Expenditure Summary and Variances – FYTD (\$M)

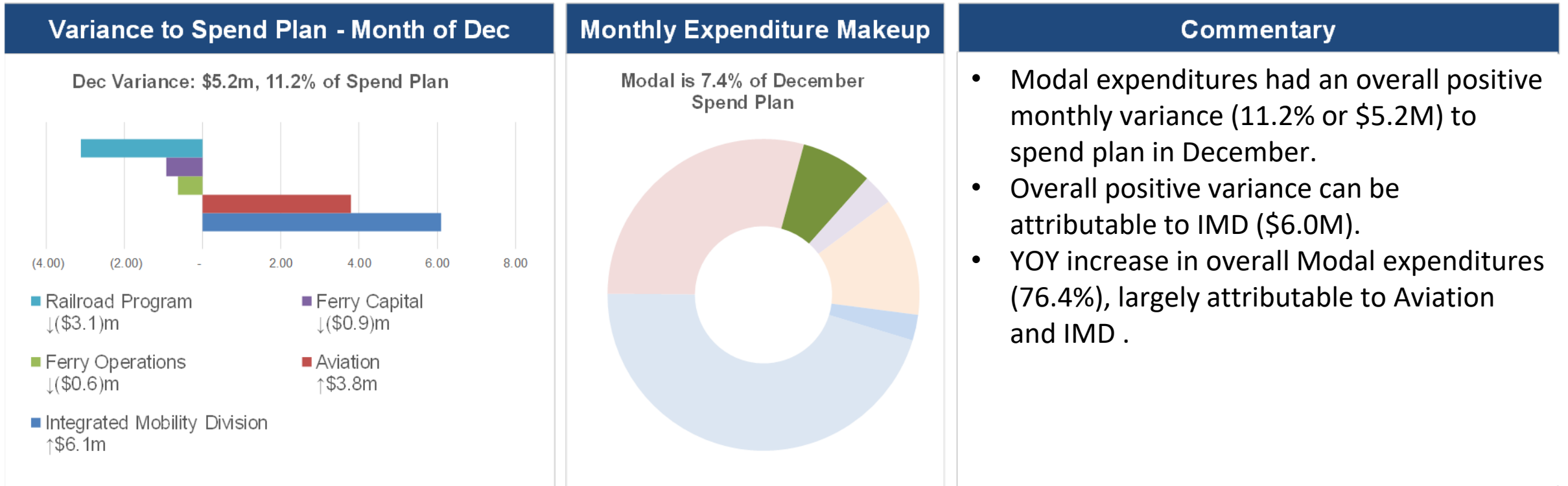


### Commentary

- Maintenance expenditures are up significantly YOY, increasing by 57.8% from \$776.5M FYTD December 2021 to \$1,225.3M FYTD December 2022.
- Spend levels in all maintenance categories are higher than the prior year except Spot Safety Improvement and FEMA.

| Description              | Actuals             |                       | Variance - Fiscal Year to Date |                  | Track Against Full Year Spend Plan |                          | Variance to Prior Year- FYTD |                   |            |
|--------------------------|---------------------|-----------------------|--------------------------------|------------------|------------------------------------|--------------------------|------------------------------|-------------------|------------|
|                          | Actuals As of 12/31 | Fiscal YTD Spend Plan | \$ Variance, FYTD              | % Variance, FYTD | Full Year Spend Plan (Amendment 2) | % of SFY 2023 Spend Plan | Prior Year                   | \$ Variance, FYTD | % Variance |
| Secondary Roads          | 8.04                | 8.62                  | (0.58)                         | -7%              | 20.43                              | 39%                      | 6.55                         | 1.49              | 100%       |
| Spot Safety Improve.     | 6.40                | 8.51                  | (2.11)                         | -25%             | 13.53                              | 47%                      | 8.00                         | (1.59)            | -20%       |
| Contingency              | 8.58                | 8.40                  | 0.18                           | 2%               | 10.02                              | 86%                      | 5.87                         | 2.71              | 46%        |
| Mobility/Modernization   | 248.84              | 373.55                | (124.71)                       | -33%             | 447.19                             | 56%                      | 13.02                        | 235.82            | 1812%      |
| GMR                      | 244.06              | 258.62                | (14.56)                        | -6%              | 595.25                             | 41%                      | 186.11                       | 57.95             | 31%        |
| Contract Resurfacing     | 359.58              | 369.95                | (10.37)                        | -3%              | 604.04                             | 60%                      | 294.59                       | 64.99             | 22%        |
| Roadside Environmental   | 73.46               | 56.89                 | 16.56                          | 29%              | 112.34                             | 65%                      | 56.06                        | 17.39             | 31%        |
| Pavement Preservation    | 66.37               | 65.21                 | 1.16                           | 2%               | 107.01                             | 62%                      | 44.27                        | 22.10             | 50%        |
| Bridge Program           | 137.00              | 180.80                | (43.80)                        | -24%             | 330.49                             | 41%                      | 92.09                        | 44.91             | 49%        |
| Bridge Preservation      | 45.32               | 45.15                 | 0.17                           | 0%               | 98.37                              | 46%                      | 31.88                        | 13.44             | 42%        |
| Undeclared Disasters     | 19.47               | 22.33                 | (2.86)                         | -13%             | 93.73                              | 21%                      | 7.03                         | 12.44             | 177%       |
| FEMA                     | 8.18                | 27.91                 | (19.73)                        | -71%             | 66.90                              | 12%                      | 30.99                        | (22.80)           | -74%       |
| <b>Total Maintenance</b> | <b>1,225.31</b>     | <b>1,425.95</b>       | <b>-200.65</b>                 | <b>-14%</b>      | <b>2,499.28</b>                    | <b>49%</b>               | <b>776.45</b>                | <b>448.85</b>     | <b>58%</b> |

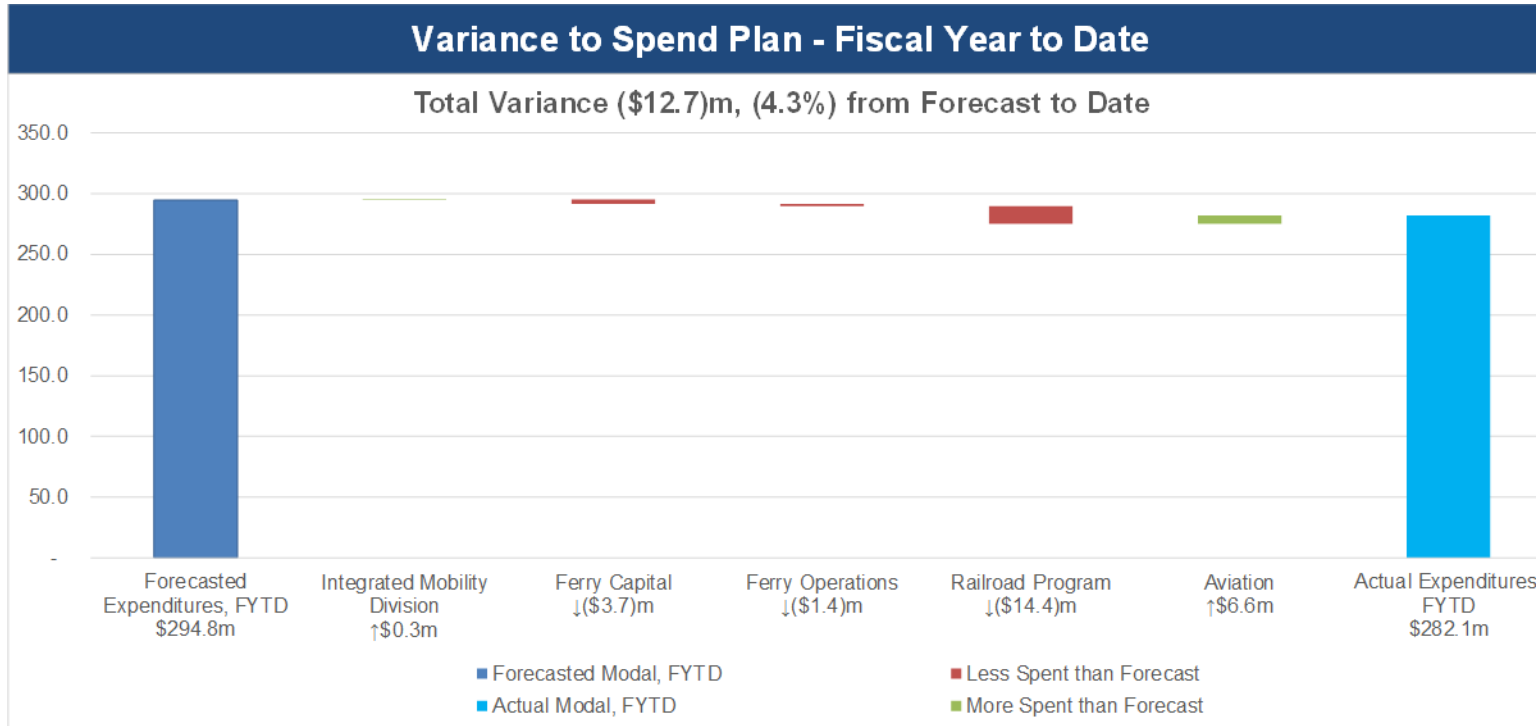
# Modal Expenditure Variances – Monthly (\$M)



| Description                  | Actuals                        |              | Variance - Monthly   |                     |              |                      | Variance to Prior Year- Monthly |  |  |  |
|------------------------------|--------------------------------|--------------|----------------------|---------------------|--------------|----------------------|---------------------------------|--|--|--|
|                              | Actuals For Month Ending 12/31 | Spend Plan   | \$ Variance, Monthly | % Variance, Monthly | Prior Year   | \$ Variance, Monthly | % Variance, Monthly             |  |  |  |
| Integrated Mobility Division | 10.55                          | 4.46         | 6.09                 | 137%                | 2.71         | 7.84                 | 290%                            |  |  |  |
| Ferry Capital                | 0.17                           | 1.09         | (0.92)               | -85%                | -            | 0.17                 | na                              |  |  |  |
| Ferry Operations             | 4.45                           | 5.08         | (0.62)               | -12%                | 4.38         | 0.07                 | 2%                              |  |  |  |
| Railroad Program             | 2.84                           | 5.95         | (3.11)               | -52%                | 7.55         | (4.71)               | -62%                            |  |  |  |
| Aviation                     | 33.94                          | 30.15        | 3.79                 | 13%                 | 14.82        | 19.13                | 129%                            |  |  |  |
| <b>Total Modal</b>           | <b>51.95</b>                   | <b>46.73</b> | <b>5.22</b>          | <b>11%</b>          | <b>29.45</b> | <b>22.50</b>         | <b>76%</b>                      |  |  |  |



# Modal Expenditure Summary and Variances – FYTD (\$M)

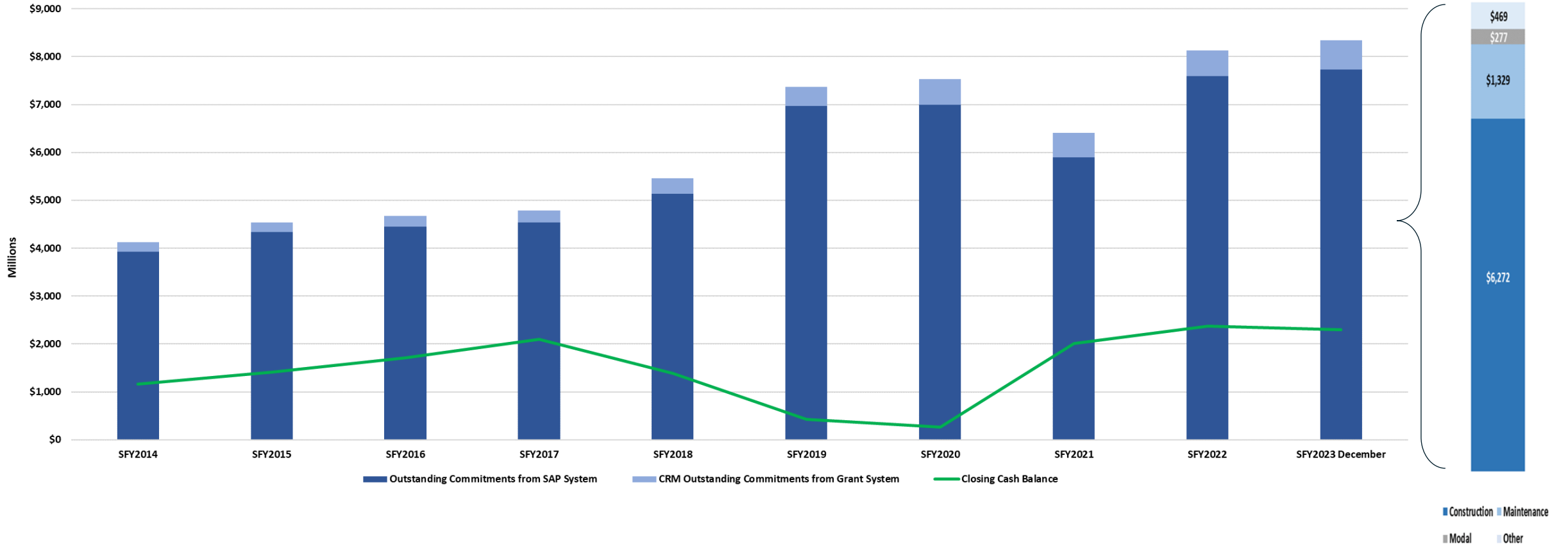


**Commentary**

- FYTD December 2022 spend levels have increased from FYTD December 2021 spend levels by \$67.8M or 31.6%.
- FYTD IMD is at its target spend.

| Description                  | Actuals             |                       | Variance - Fiscal Year to Date |                  | Track Against Full Year Spend Plan |                          | Variance to Prior Year- FYTD |                   |            |
|------------------------------|---------------------|-----------------------|--------------------------------|------------------|------------------------------------|--------------------------|------------------------------|-------------------|------------|
|                              | Actuals As of 12/31 | Fiscal YTD Spend Plan | \$ Variance, FYTD              | % Variance, FYTD | Full Year Spend Plan (Amendment 2) | % of SFY 2023 Spend Plan | Prior Year                   | \$ Variance, FYTD | % Variance |
| Integrated Mobility Division | 88.25               | 87.96                 | 0.29                           | 0%               | 125.00                             | 71%                      | 124.20                       | (35.94)           | 100%       |
| Ferry Capital                | 2.17                | 5.91                  | (3.74)                         | -63%             | 8.63                               | 25%                      | -                            | 2.17              | na         |
| Ferry Operations             | 29.20               | 30.64                 | (1.43)                         | -5%              | 58.45                              | 50%                      | 25.84                        | 3.36              | 13%        |
| Railroad Program             | 18.51               | 32.96                 | (14.45)                        | -44%             | 121.59                             | 15%                      | 15.17                        | 3.34              | 22%        |
| Aviation                     | 143.95              | 137.36                | 6.59                           | 5%               | 218.29                             | 66%                      | 49.08                        | 94.87             | 193%       |
| <b>Total Modal</b>           | <b>282.10</b>       | <b>294.83</b>         | <b>-12.73</b>                  | <b>-4%</b>       | <b>531.96</b>                      | <b>53%</b>               | <b>214.29</b>                | <b>67.81</b>      | <b>32%</b> |

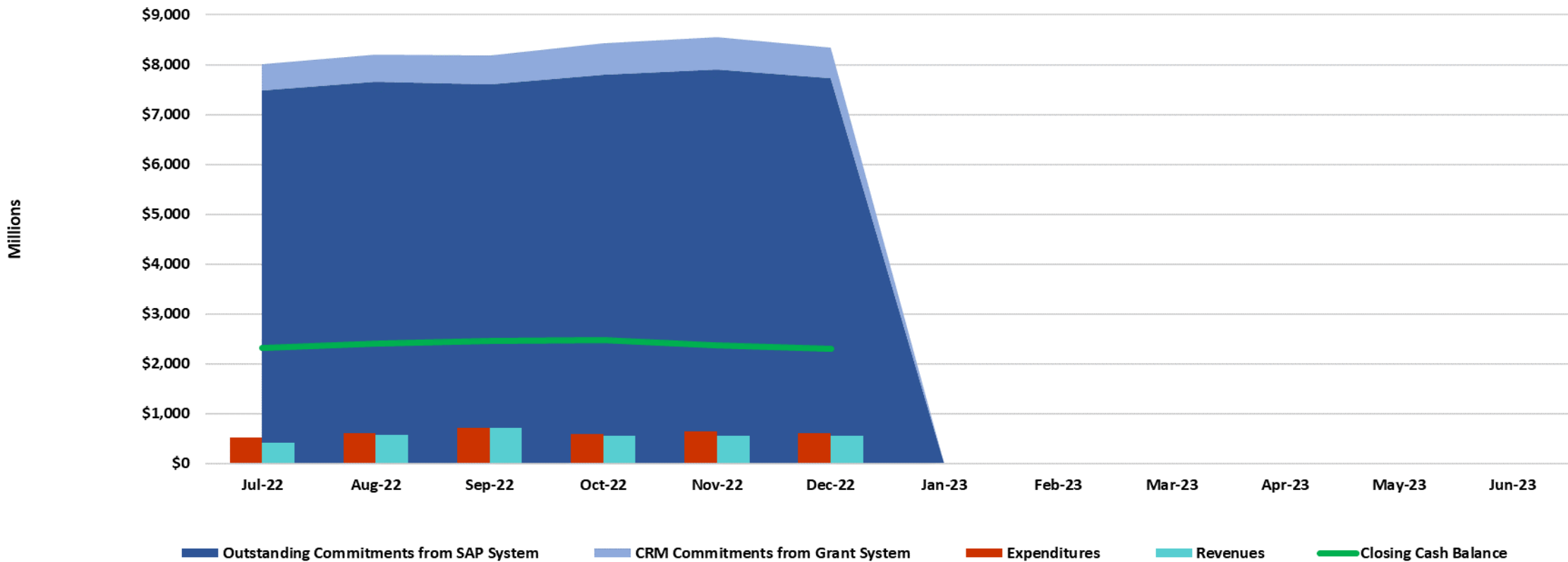
# NCDOT Outstanding Commitments & Closing Cash Balances by State Fiscal Year



## Percentage of Outstanding Commitments by Year

| SFY 2014-17 | SFY 2018 | SFY 2019 | SFY 2020 | SFY 2021 | SFY 2022 | SFY 2023 |
|-------------|----------|----------|----------|----------|----------|----------|
| 3.41%       | 2.98%    | 9.91%    | 13.45%   | 5.44%    | 37.64%   | 27.16%   |

# NCDOT Outstanding Commitments & Closing Cash Balances by Month



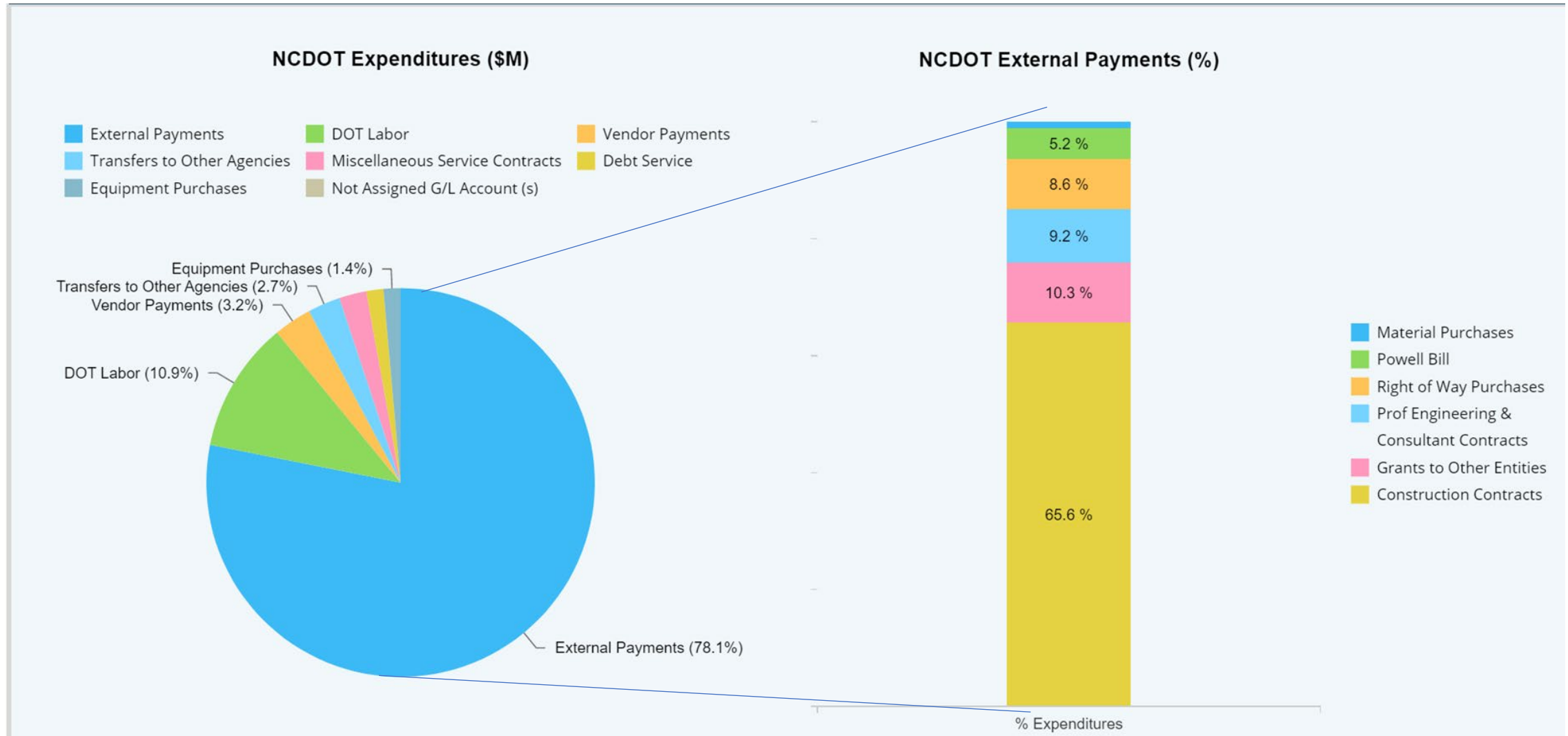
## Cash Reporting

# Joint Legislative Transportation Oversight Committee

### December 2022 – Reporting Required

- N.C.G.S 143C-6-11(m) requires DOT to report each month when the department's combined average daily cash balance for the month is outside of the statutory target range.
- For December 2022, the **combined average daily cash balance** of the Highway Fund and the Highway Trust Fund was \$2.13 billion.
- The cash target amounts representing 15% and 20% of the total appropriations for the current fiscal year are \$786 million and \$1024 million, respectively.
- The closing cash balance for December was \$2.29 billion which is above the target range and above the minimum cash balance requirement of \$358 million under N.C.G.S. 143C-6-11.

# NCDOT Expenditures SFY2023 as of December 31, 2022



# Budget versus Spend Plan through December

Highway Fund Programs  
2022-23

|  | G.S. 136-44.2 (F) (1-4) |                            | G.S. 136-16.10                   |  | Unexpended Allotments |             | Unallotted Appropriations |            | Carry Forward Authority       |                          | Carry Forward Authority |                            | APPROVED 10/5/22            |                     | State & Other         |                     | Federal                      |                              | Difference                   |                    |              |      |
|--|-------------------------|----------------------------|----------------------------------|--|-----------------------|-------------|---------------------------|------------|-------------------------------|--------------------------|-------------------------|----------------------------|-----------------------------|---------------------|-----------------------|---------------------|------------------------------|------------------------------|------------------------------|--------------------|--------------|------|
|  | SL 2022-74<br>Budget    | SL 2021-180<br>Section 3.2 | Credit<br>Balance<br>Legislation | FY22 Overdrafts<br>Accounted By FY23<br>Approp Authority | State                 | Other       | State                     | Other      | Carry<br>Forward<br>Authority | FY23 Cashflow<br>Payback | FY24<br>Cashflow        | Net FY23<br>Appropriations | Federal<br>Carry<br>Forward | State<br>Spend Plan | Federal<br>Spend Plan | Total<br>Spend Plan | Total Spent<br>thru 12/31/22 | Total Spent<br>thru 12/31/22 | Total Spent<br>thru 12/31/22 | Difference<br>\$   | Diff.<br>%   |      |
| <b>DOT-General Administration</b>            | \$ 117,732,373          |                            |                                  | -  | -                     |             |                           | -          |                               |                          | 117,732,373             |                            |                             | \$ 116,982,373      |                       | \$ 116,982,373      | 48,492,664.72                |                              | 48,492,664.72                | \$ (68,489,708)    | -59%         |      |
| <b>Highway Division Administration</b>       | 37,278,745              |                            |                                  | -  |                       |             |                           | -          |                               |                          | 37,278,745              |                            |                             | 38,028,745          |                       | 38,028,745          | 15,126,116.74                |                              | 15,126,116.74                | (22,902,628)       | -60%         |      |
| <b>Total Admin</b>                           | \$ 155,011,118          | \$ -                       |                                  |  |                       |             |                           |            |                               |                          | \$ 155,011,118          | \$ -                       | \$ -                        | \$ 155,011,118      | \$ -                  | \$ 155,011,118      | 63,618,781.46                | -                            | 63,618,781.46                | \$ -               | (91,392,337) | -59% |
| <b>Construction Program</b>                  |                         |                            |                                  |  |                       |             |                           |            |                               |                          |                         |                            |                             |                     |                       |                     |                              |                              |                              |                    |              |      |
| <b>Primary Construction-Cost Escalations</b> | 135,000,000             |                            |                                  | -  | -                     |             |                           | -          |                               |                          | 135,000,000             |                            |                             | 135,000,000         |                       | 135,000,000         | -                            |                              | -                            | (135,000,000)      | -100%        |      |
| <b>State Secondary System</b>                | 12,000,000              |                            | (22,610)                         | (152,521)  | 53,913,107            | 712,441     | 3,336,346                 | -          | 57,961,893                    |                          | 69,786,762              |                            |                             | 20,434,169          |                       | 20,434,169          | 8,040,519.89                 |                              | 8,040,519.89                 | (12,393,649)       | -61%         |      |
| <b>Spot Safety Improvements</b>              | 12,100,000              |                            | -                                | (1,580,063)  | 35,169,141            |             |                           | -          | 35,169,141                    |                          | 45,689,078              |                            |                             | 13,532,557          |                       | 13,532,557          | 6,403,359.61                 |                              | 6,403,359.61                 | (7,129,197)        | -53%         |      |
| <b>Contingency Funds</b>                     | 12,000,000              |                            | (39,907)                         | (516,837)  | 39,519,245            | 1,054,060   | 67,960,250                | -          | 108,533,555                   |                          | 119,976,811             |                            |                             | 10,015,306          |                       | 10,015,306          | 8,580,448.04                 |                              | 8,580,448.04                 | (1,434,858)        | -14%         |      |
| <b>Mobility Modernization</b>                | 41,443,078              |                            | (485,348)                        | (52,529,947)   | 34,552,279            | 121,543,398 | 485,349                   | -          | 156,581,026                   |                          | 145,008,808             |                            |                             | 447,185,755         |                       | 447,185,755         | 248,837,665.51               |                              | 248,837,665.51               | (198,348,089)      | -44%         |      |
| <b>Total Construction Program</b>            | \$ 212,543,078          | \$ -                       | (547,865)                        | (54,779,368)   | 163,153,772           | 123,309,899 | 71,781,945                | -          | 358,245,615                   | -                        | 515,461,460             |                            |                             | \$ 626,167,787      | \$ -                  | \$ 626,167,787      | 271,861,993.05               | -                            | 271,861,993.05               | \$ (354,305,794)   | -57%         |      |
| <b>Maintenance Program</b>                   |                         |                            |                                  |  |                       |             |                           |            |                               |                          |                         |                            |                             |                     |                       |                     |                              |                              |                              |                    |              |      |
| <b>General Maintenance Reserve</b>           | 615,657,817             |                            | -                                | (3,199,190)  | 145,826,451           | 29,248,306  | 22,765,975                | 11,714,119 | 209,554,851                   | (181,989,911)            | 121,326,607             |                            |                             | 755,879,059         |                       | 755,879,059         | 271,712,327.48               |                              | 271,712,327.48               | (484,166,732)      | -64%         |      |
| <b>Contract Resurfacing</b>                  | 570,599,527             |                            | (12,278)                         | (5,900,551)  | 683,615,639           | 1,332,482   | 4,237,890                 | -          | 689,186,011                   | (399,593,670)            | 376,588,816             |                            |                             | 604,036,876         |                       | 604,036,876         | 359,578,299.40               |                              | 359,578,299.40               | (244,458,577)      | -40%         |      |
| <b>Bridge Program</b>                        | 275,167,830             |                            | (598,997)                        | (1,176,744)  | 493,650,859           | 2,889,883   | 16,553,607                | -          | 513,094,350                   | (27,396,483)             |                         |                            |                             | 330,490,315         |                       | 330,490,315         | 137,001,414.02               |                              | 137,001,414.02               | (193,488,901)      | -59%         |      |
| <b>Bridge Preservation</b>                   | 69,899,551              |                            | -                                | -  | 36,278,884            | (3,406)     | 4,951,433                 | -          | 41,226,910                    |                          | 111,126,461             |                            |                             | 98,365,000          |                       | 98,365,000          | 45,324,778.37                |                              | 45,324,778.37                | (53,040,222)       | -54%         |      |
| <b>Roadside Environmental</b>                | 117,177,694             |                            | -                                | (1,571,236)  | 11,267,312            |             | 945,186                   | -          | 12,212,497                    | (13,813,029)             |                         |                            |                             | 112,337,219         |                       | 112,337,219         | 73,455,545.43                |                              | 73,455,545.43                | (38,881,674)       | -35%         |      |
| <b>Pavement Preservation</b>                 | 85,358,348              |                            | -                                | (8,341,276)  | 113,760,197           |             | 10,390,554                | -          | 124,150,751                   | (47,764,540)             | 44,405,272              |                            |                             | 107,007,265         |                       | 107,007,265         | 66,370,862.07                |                              | 66,370,862.07                | (40,636,403)       | -38%         |      |
| <b>Total Maintenance Program</b>             | \$ 1,733,860,767        | \$ -                       | (611,275)                        | (20,188,997)   | 1,484,399,343         | 33,467,264  | 59,844,645                | 11,714,119 | 1,589,425,371                 | (670,557,633)            | 542,320,695             |                            |                             | \$ 2,008,115,734    | \$ -                  | \$ 2,008,115,734    | 953,443,226.77               | -                            | 953,443,226.77               | \$ (1,054,672,507) | -53%         |      |

# Budget versus Spend Plan through December

Highway Fund Programs  
2022-23

|  | Carry Forward Authority  |                         |                            |  |                    |                           |                  |                   |                         |                       |                       |                    | APPROVED 10/5/22     |                    |   |                                   |                           |                       |                    |                      |                         |
|--|--------------------------|-------------------------|----------------------------|--|--------------------|---------------------------|------------------|-------------------|-------------------------|-----------------------|-----------------------|--------------------|----------------------|--------------------|---|-----------------------------------|---------------------------|-----------------------|--------------------|----------------------|-------------------------|
|  | G.S. 136-44.2 (f1) (1-4) |                         | G.S. 136-16.10             | Unexpended Allotments                              |                    | Unallotted Appropriations |                  | =+F+G+H+I         |                         |                       | Federal Carry Forward | State Spend Plan   | Federal Spend Plan   | Total Spend Plan   | State & Other Total Spent thru 12/31/22 | Federal Total Spent thru 12/31/22 | Total Spent thru 12/31/22 | Difference \$         | Diff. %            |                      |                         |
|  | SL 2022-74 Budget        | SL 2021-180 Section 3.2 | Credit Balance Legislation | FY22 Overdrafts Accounted By FY23 Approp Authority | State              | Other                     | State            | Other             | Carry Forward Authority | FY23 Cashflow Payback |                       |                    |                      |                    |   |                                   |                           |                       |                    | FY24 Cashflow        | Net FY23 Appropriations |
| Ferry Operations                               | 57,897,653               | -                       | -                          | -  | (70,554)           | 72,997                    | -                | 175,244           | 177,687                 | -                     | 58,075,340            | 248,241            | 58,453,727           | 58,453,727         | 29,221,168.68                           | (17,493.39)                       | 29,203,675.29             | (b) (l)               | (29,250,052)       | -50%                 |                         |
| Ferry Capital Fund                             | -                        | -                       | -                          | -  | 7,406,269          | -                         | -                | -                 | 7,406,269               | -                     | 7,406,269             | -                  | 8,632,877            | 8,632,877          | 2,174,349.99                            | -                                 | 2,174,349.99              |                       | (6,458,527)        | -75%                 |                         |
| State Aid to Municipalities                    | 154,875,000              | -                       | -                          | -  | 486,210            | -                         | -                | -                 | 486,210                 | -                     | 155,361,210           | -                  | 154,875,000          | 154,875,000        | 154,849,268.84                          | -                                 | 154,849,268.84            |                       | (25,731)           | 0%                   |                         |
| State Aid to Railroads                         | 52,140,338               | -                       | -                          | (693,462)  | 77,170,593         | 53,684,062                | 2,258,789        | -                 | 133,113,444             | -                     | 184,560,321           | 50,968,394         | 56,787,477           | 64,800,474         | 18,367,029.20                           | 143,369.99                        | 18,510,399.19             | (c)                   | (103,077,552)      | -85%                 |                         |
| Integrated Mobility Division                   | 71,394,735               | -                       | -                          | (1,481)  | 54,067,388         | 129,885,980               | -                | 12,582,280        | 196,535,648             | -                     | 267,928,902           | 136,894,617        | 61,033,826           | 63,966,174         | 52,670,323.48                           | 35,582,721.88                     | 88,253,045.36             |                       | (36,746,955)       | -29%                 |                         |
| Airports                                       | 209,774,818              | -                       | (1)                        | -  | 129,308,813        | 27,922,949                | 1                | 22,136,950        | 179,368,713             | -                     | 389,143,530           | 50,129,899         | 197,439,019          | 20,847,930         | 127,646,368.99                          | 16,307,346.09                     | 143,953,715.08            | (k)                   | (74,333,234)       | -34%                 |                         |
| OSHA Program                                   | 358,030                  | -                       | -                          | (399)  | 491,078            | -                         | 22,720           | -                 | 513,798                 | -                     | 871,429               | -                  | 358,030              | 358,030            | 229,136.97                              | -                                 | 229,136.97                |                       | (128,893)          | -36%                 |                         |
| Governor's Highway Safety Program              | 305,546                  | -                       | -                          | -  | 5,601              | 14,483,495                | 153,237          | 29,569,691        | 44,212,023              | -                     | 44,517,569            | 44,052,837         | 305,546              | 13,500,000         | 129,218.07                              | 8,096,023.11                      | 8,225,241.18              |                       | (5,580,305)        | -40%                 |                         |
| Division of Motor Vehicles                     | 152,428,637              | -                       | -                          | -  | -                  | -                         | -                | -                 | -                       | -                     | 152,428,637           | -                  | 152,428,637          | 70,000             | 69,062,922.50                           | -                                 | 69,062,922.50             |                       | (83,435,715)       | -55%                 |                         |
| Performance Energy Debt                        | -                        | -                       | -                          | -  | -                  | -                         | -                | -                 | -                       | -                     | -                     | -                  | -                    | -                  | 182,242.00                              | -                                 | 182,242.00                |                       | 182,242            |                      |                         |
| Non-System Streets                             | -                        | -                       | -                          | -  | -                  | 15,207,725                | -                | -                 | 15,207,725              | -                     | 15,207,725            | -                  | -                    | -                  | 4,271,208.42                            | -                                 | 4,271,208.42              |                       | 4,271,208          |                      |                         |
| MCSAP/DMV Grants                               | 2,196,571                | -                       | -                          | -  | 677,274            | 10,440,024                | 2,788,172        | 10,943,471        | 24,848,941              | -                     | 27,045,512            | 21,383,495         | 2,196,571            | -                  | 977,872.67                              | 1,001,770.26                      | 1,979,642.93              |                       | (216,928)          | -10%                 |                         |
| N.C.G.S 147-86.15 Cash Management              | -                        | -                       | -                          | -  | -                  | -                         | -                | -                 | -                       | -                     | -                     | -                  | (205,000,000)        | -                  | (205,000,000)                           | -                                 | (205,300,000.00)          |                       | (300,000)          | 0%                   |                         |
| <b>Total Misc</b>                              | <b>701,371,328</b>       | <b>-</b>                | <b>(1)</b>                 | <b>(695,342)</b>                                   | <b>269,542,672</b> | <b>251,697,233</b>        | <b>5,222,919</b> | <b>75,407,635</b> | <b>601,870,459</b>      | <b>-</b>              | <b>1,302,546,444</b>  | <b>303,677,483</b> | <b>487,510,710</b>   | <b>163,184,578</b> | <b>650,695,288</b>                      | <b>254,481,109.81</b>             | <b>61,113,737.94</b>      | <b>315,594,847.75</b> | <b>\$</b>          | <b>(233,029,600)</b> | <b>-36%</b>             |
| <b>Transfers to Other State Agencies</b>       | <b>-</b>                 | <b>-</b>                | <b>-</b>                   | <b>-</b>   | <b>-</b>           | <b>-</b>                  | <b>-</b>         | <b>-</b>          | <b>-</b>                | <b>-</b>              | <b>-</b>              | <b>-</b>           | <b>-</b>             | <b>-</b>           | <b>-</b>                                | <b>-</b>                          | <b>-</b>                  | <b>-</b>              | <b>-</b>           | <b>-</b>             | <b>-</b>                |
| Emergency Reserve per SL2019-251               | -                        | -                       | -                          | -  | -                  | -                         | -                | -                 | -                       | -                     | -                     | -                  | -                    | -                  | -                                       | -                                 | -                         | -                     | -                  | -                    | -                       |
| Agriculture                                    | 5,977,526                | -                       | -                          | -  | -                  | -                         | -                | -                 | -                       | -                     | 5,977,526             | -                  | 5,977,526            | -                  | 3,120,665.00                            | -                                 | 3,120,665.00              |                       | (2,856,861)        | -48%                 |                         |
| Revenue  | 6,091,861                | -                       | -                          | -  | -                  | -                         | -                | -                 | -                       | -                     | 6,091,861             | -                  | 6,091,861            | -                  | 2,166,311.09                            | -                                 | 2,166,311.09              |                       | (3,925,550)        | -64%                 |                         |
| OSC-BEST                                       | 557,395                  | -                       | -                          | -  | -                  | -                         | -                | -                 | -                       | -                     | 557,395               | -                  | 557,395              | -                  | 303,302.92                              | -                                 | 303,302.92                |                       | (254,092)          | -46%                 |                         |
| State Ethics Commission                        | 56,816                   | -                       | -                          | -  | -                  | -                         | -                | -                 | -                       | -                     | 56,816                | -                  | 56,816               | -                  | 37,423.55                               | -                                 | 37,423.55                 |                       | (19,392)           | -34%                 |                         |
| OSBM-Oversight Manager                         | 163,384                  | -                       | -                          | -  | -                  | -                         | -                | -                 | -                       | -                     | 163,384               | -                  | 163,384              | -                  | 67,640.09                               | -                                 | 67,640.09                 |                       | (95,744)           | -59%                 |                         |
| DHHS - Chemical Test                           | 674,363                  | -                       | -                          | -  | -                  | -                         | -                | -                 | -                       | -                     | 674,363               | -                  | 674,363              | -                  | 346,278.00                              | -                                 | 346,278.00                |                       | (328,085)          | -49%                 |                         |
| <b>Total Transfers to Other State Agencies</b> | <b>\$ 13,521,345</b>     | <b>\$ -</b>             | <b>\$ -</b>                | <b>\$ -</b>  | <b>\$ -</b>        | <b>\$ -</b>               | <b>\$ -</b>      | <b>\$ -</b>       | <b>\$ -</b>             | <b>\$ -</b>           | <b>\$ 13,521,345</b>  | <b>\$ -</b>        | <b>\$ 13,521,345</b> | <b>\$ -</b>        | <b>\$ 13,521,345</b>                    | <b>\$ -</b>                       | <b>\$ 13,521,345</b>      | <b>\$</b>             | <b>(7,479,724)</b> | <b>-55%</b>          |                         |

# Budget versus Spend Plan through December

Highway Fund Programs  
2022-23

Carry Forward Authority

APPROVED 10/5/22

| SL 2022-74<br>Budget                          | SL 2021-180<br>Section 3.2 | G.S. 136-44.2 (f) (1-4) |  | G.S. 136-16.10         |                         | Unexpended Allotments |                       | Unallotted Appropriations     |                          | =+F+G+H+I               |                            | Federal<br>Carry<br>Forward | APPROVED 10/5/22        |                       |                         | State & Other<br>Total Spent<br>thru 12/31/22 | Federal<br>Total Spent<br>thru 12/31/22 | Total Spent<br>thru 12/31/22 | Difference<br>\$          | Diff.<br>%  |
|---|----------------------------|-------------------------|--|------------------------|-------------------------|-----------------------|-----------------------|-------------------------------|--------------------------|-------------------------|----------------------------|-----------------------------|-------------------------|-----------------------|-------------------------|---|---|------------------------------|---------------------------|-------------|
|   |                            | Credit<br>Balance       | FY22 Overdrafts<br>Accounted By FY23<br>Approp Authority | State                  | Other                   | State                 | Other                 | Carry<br>Forward<br>Authority | FY23 Cashflow<br>Payback | FY24<br>Cashflow        | Net FY23<br>Appropriations |                             | State<br>Spend Plan     | Federal<br>Spend Plan | Total<br>Spend Plan     |   |   |                              |                           |             |
| <b>Reserves</b>                               |                            |                         |  |                        |                         |                       |                       |                               |                          |                         |                            |                             |                         |                       |                         |   |   |                              |                           |             |
| Minority Contractor Development               | 150,000                    |                         |  | 296,535                |                         |                       |                       | 296,535                       |                          |                         | 446,535                    | -                           | 150,000                 |                       | 150,000                 |   | -                                       | (150,000)                    | -100%                     |             |
| State Fire Protection Grant                   | 158,000                    |                         |  |                        |                         |                       |                       |                               |                          |                         | 158,000                    | -                           | 158,000                 |                       | 158,000                 |   | -                                       | (158,000)                    | -100%                     |             |
| Stormwater Discharge Permit                   | 500,000                    |                         |  | 2,706,769              |                         |                       |                       | 2,706,769                     |                          |                         | 3,206,769                  | -                           | 500,000                 |                       | 500,000                 |   | -                                       | (500,000)                    | -100%                     |             |
| Global Transpark                              | 8,862,833                  |                         |  |                        |                         |                       |                       |                               |                          |                         | 8,862,833                  | -                           | 8,862,833               |                       | 8,862,833               | 4,431,416.00                                  | 4,431,416.00                            | (4,431,417)                  | -50%                      |             |
| Admin Reduction                               | (581,441)                  |                         |  |                        |                         |                       |                       |                               |                          |                         | (581,441)                  | -                           | (581,441)               |                       | (581,441)               |   | -                                       | 581,441                      | -100%                     |             |
| Salary Adjustment Fund                        | 6,896,387                  |                         |  |                        |                         |                       |                       |                               |                          |                         | 6,896,387                  | -                           | 6,896,387               |                       | 6,896,387               |   | -                                       | (6,896,387)                  | -100%                     |             |
| Reserve for Call Center Consolidations        | 556,074                    |                         |  |                        |                         |                       |                       |                               |                          |                         | 556,074                    | -                           | 556,074                 |                       | 556,074                 |   | -                                       | (556,074)                    | -100%                     |             |
| Reserve for Legislative Increase              | 26,710,425                 |                         |  |                        |                         |                       |                       |                               |                          |                         | 26,710,425                 | -                           | 26,710,425              |                       | 26,710,425              |   | -                                       | (26,710,425)                 | -100%                     |             |
| Reserve for State Health Plan                 | 6,062,824                  |                         |  |                        |                         |                       |                       |                               |                          |                         | 6,062,824                  | -                           | 6,062,824               |                       | 6,062,824               |   | -                                       | (6,062,824)                  | -100%                     |             |
| Short Term Disability                         | -                          |                         |  |                        |                         |                       |                       |                               |                          |                         | -                          | -                           | -                       | -                     | -                       |   | -                                       | -                            | -                         |             |
| Employer's Contribution to Retirement         | 8,800,548                  |                         |  |                        |                         |                       |                       |                               |                          |                         | 8,800,548                  | -                           | 8,800,548               |                       | 8,800,548               |   | -                                       | (8,800,548)                  | -100%                     |             |
| <b>Total Reserves</b>                         | <b>\$ 58,115,650</b>       | <b>\$ -</b>             | <b>\$ -</b>  | <b>\$ 3,003,304</b>    | <b>\$ -</b>             | <b>\$ -</b>           | <b>\$ -</b>           | <b>\$ 3,003,304</b>           | <b>\$ -</b>              | <b>\$ -</b>             | <b>\$ 61,118,954</b>       | <b>\$ -</b>                 | <b>\$ 58,115,650</b>    | <b>\$ -</b>           | <b>\$ 58,115,650</b>    | <b>4,431,416.00</b>                           | <b>-</b>                                | <b>4,431,416.00</b>          | <b>\$ (53,684,234)</b>    | <b>-92%</b> |
| <b>Total Current Operations</b>               | <b>2,874,423,286</b>       | <b>-</b>                | <b>(1,159,141)</b>                                       | <b>(75,663,707)</b>    | <b>1,920,099,090</b>    | <b>408,474,396</b>    | <b>136,849,509</b>    | <b>87,121,755</b>             | <b>2,552,544,750</b>     | <b>(670,557,633)</b>    | <b>542,320,695</b>         | <b>303,677,483</b>          | <b>3,348,442,344</b>    | <b>163,184,578</b>    | <b>3,511,626,922</b>    | <b>1,553,878,147.74</b>                       | <b>61,113,737.94</b>                    | <b>1,614,991,885.68</b>      | <b>(1,794,564,196)</b>    | <b>-</b>    |
| <b>Capital Improvements</b>                   | <b>10,409,756</b>          | <b>-</b>                | <b>(31,558)</b>  | <b>46,342,543</b>      | <b>-</b>                | <b>344,809</b>        | <b>-</b>              | <b>46,687,351</b>             | <b>57,065,550</b>        | <b>-</b>                | <b>57,065,550</b>          | <b>-</b>                    | <b>3,543,972</b>        | <b>-</b>              | <b>3,543,972</b>        | <b>1,903,373.26</b>                           | <b>-</b>                                | <b>1,903,373.26 (d)</b>      | <b>(1,640,599)</b>        | <b>-46%</b> |
| <b>STIP/Right of Way Acquisition Transfer</b> | <b>109,834,972</b>         | <b>-</b>                | <b>-</b>   | <b>-</b>               | <b>-</b>                | <b>-</b>              | <b>-</b>              | <b>-</b>                      | <b>109,834,972</b>       | <b>-</b>                | <b>109,834,972</b>         | <b>-</b>                    | <b>109,834,972</b>      | <b>-</b>              | <b>109,834,972</b>      | <b>-</b>                                      | <b>-</b>                                | <b>(109,834,972)</b>         | <b>-100%</b>              |             |
| <b>Total Highway Fund Appropriation</b>       | <b>\$ 2,994,668,014</b>    | <b>\$ -</b>             | <b>\$ (1,159,141)</b>                                    | <b>\$ (75,695,265)</b> | <b>\$ 1,966,441,633</b> | <b>\$ 408,474,396</b> | <b>\$ 137,194,317</b> | <b>\$ 87,121,755</b>          | <b>\$ 2,599,232,101</b>  | <b>\$ (670,557,633)</b> | <b>\$ 542,320,695</b>      | <b>\$ 303,677,483</b>       | <b>\$ 3,461,821,288</b> | <b>\$ 163,184,578</b> | <b>\$ 3,625,005,866</b> | <b>1,555,781,521.00</b>                       | <b>61,113,737.94</b>                    | <b>1,616,895,258.94</b>      | <b>\$ (1,906,039,767)</b> | <b>-</b>    |



# Budget versus Spend Plan through December

Trust Fund Programs

2022-23

|   | G.S.136-186 (f)         |                            | Unexpended Allotments                              |                         | Unallotted Appropriations |                         | Carry Forward Authority | FY23 Cashflow Payback   | FY24 Cashflow            | Net FY23 Appropriations   | Federal Carry Forward   | State Spend Plan         | Federal Spend Plan      | Total Spend Plan        | State & Other Total Spent thru 12/31/22 | Federal Total Spent thru 12/31/22 | Total Spent thru 12/31/22 | Difference \$         | Difference %            |                           |
|---|-------------------------|----------------------------|--|-------------------------|---------------------------|-------------------------|-------------------------|-------------------------|--------------------------|---------------------------|-------------------------|--------------------------|-------------------------|-------------------------|---|-----------------------------------|---------------------------|-----------------------|-------------------------|---------------------------|
|   | SL 2022-24 Budget       | Credit Balance Legislation | FY22 Overdrafts Accounted By FY23 Approp Authority | State                   | Other                     | State                   |                         |                         |                          |                           |                         |                          |                         |                         |   |                                   |                           |                       |                         | Other                     |
| Program Administration                            | \$ 39,433,938           |                            |  |                         |                           |                         |                         |                         |                          | 39,433,938                |                         | \$ 37,900,919            |                         | 37,900,919              | 16,153,243.49                           |                                   | 16,153,243.49             | \$ (21,747,676)       | -57%                    |                           |
| Bond Redemption                                   | 52,290,000              |                            |  |                         |                           |                         |                         |                         |                          | 52,290,000                |                         | 67,824,474               |                         | 67,824,474              | -                                       |                                   | -                         | (67,824,474)          | -100%                   |                           |
| Bond Interest                                     | 40,757,650              |                            |  |                         |                           |                         |                         |                         |                          | 40,757,650                |                         | 53,618,178               |                         | 53,618,178              | 26,809,088.75                           |                                   | 26,809,088.75             | (26,809,089)          | -50%                    |                           |
| Turnpike Authority                                | 49,000,000              |                            |  |                         |                           |                         |                         |                         |                          | 49,000,000                |                         | 49,000,000               |                         | 49,000,000              | 24,500,000.00                           |                                   | 24,500,000.00             | (24,500,000)          | -50%                    |                           |
| State Ports Authority                             | 45,000,000              |                            |  |                         |                           |                         |                         |                         |                          | 45,000,000                |                         | 45,000,000               |                         | 45,000,000              | 22,500,000.00                           |                                   | 22,500,000.00             | (22,500,000)          | -50%                    |                           |
| FHWA State Match                                  | 5,104,440               |                            |  | 34,152,049              |                           | 13,154,890              |                         | 47,306,939              |                          | 52,411,379                |                         | 5,104,440                |                         | 5,104,440               | 7,663,738.22                            |                                   | 7,663,738.22              | (i) 2,559,298         | 50%                     |                           |
| Transfer to Visitor Center                        | 640,000                 |                            |  |                         |                           |                         |                         |                         |                          | 640,000                   |                         | 640,000                  |                         | 640,000                 | -                                       |                                   | -                         | (640,000)             | -100%                   |                           |
| Strategic Prioritization & Other Capital Programs | 1,603,273,972           | (250,000)                  | (70,728,890)                                       | 4,285,313,578           | 3,529,038,253             | 187,914,327             | 4,508,782,817           | 12,511,048,975          | (1,104,511,093)          | 1,563,639,970             | 14,502,472,935          | 7,946,801,184            | 1,603,273,972           | 2,199,600,546           | 3,802,874,518                           | 1,081,853,884.62                  | 709,197,149.02            | 1,791,051,033.64      | (e) (2,011,823,484)     | -53%                      |
| N.C.G.S 147-86.15 Cash Management                 |                         |                            |  |                         |                           |                         |                         |                         |                          |                           |                         |                          | 205,000,000             |                         | 205,000,000                             | 205,300,000.00                    |                           | 205,300,000.00        | 300,000                 | 0%                        |
| STIP/Right of Way Acquisition Transfer            |                         |                            |  |                         |                           |                         |                         |                         |                          |                           |                         |                          | (109,834,972)           |                         | (109,834,972)                           | -                                 |                           | -                     | 109,834,972             | -100%                     |
| NCTA Loan   |                         |                            |  |                         |                           |                         |                         |                         |                          |                           |                         |                          | 100,000,000             |                         | 100,000,000                             | 5,069.73                          |                           | 5,069.73              | (99,994,930)            | -100%                     |
| <b>Total Trust Fund Appropriation</b>             | <b>\$ 1,835,500,000</b> | <b>\$ -</b>                | <b>\$ (250,000)</b>                                | <b>\$ (70,728,890)</b>  | <b>\$ 4,319,465,627</b>   | <b>\$ 3,529,038,253</b> | <b>\$ 201,069,217</b>   | <b>\$ 4,508,782,817</b> | <b>\$ 12,558,355,914</b> | <b>\$ (1,104,511,093)</b> | <b>\$ 1,563,639,970</b> | <b>\$ 14,782,005,902</b> | <b>\$ 7,946,801,184</b> | <b>\$ 2,057,527,011</b> | <b>\$ 2,199,600,546</b>                 | <b>\$ 4,257,127,557</b>           | <b>1,384,785,024.81</b>   | <b>709,197,149.02</b> | <b>2,093,982,173.83</b> | <b>\$ (2,163,145,383)</b> |
|   | <b>\$ 4,830,168,014</b> | <b>\$ -</b>                | <b>\$ (1,409,141)</b>                              | <b>\$ (146,424,154)</b> | <b>\$ 6,285,907,260</b>   | <b>\$ 3,937,512,649</b> | <b>\$ 338,263,535</b>   | <b>\$ 4,595,904,571</b> | <b>\$ 15,157,588,015</b> | <b>\$ (1,775,068,726)</b> | <b>\$ 2,105,960,665</b> | <b>\$ 20,170,814,673</b> | <b>\$ 8,250,478,667</b> | <b>\$ 5,519,348,299</b> | <b>\$ 2,362,785,124</b>                 | <b>\$ 7,882,133,422</b>           | <b>2,940,566,545.81</b>   | <b>770,310,886.96</b> | <b>3,710,877,432.77</b> | <b>\$ (4,069,185,150)</b> |

- (a) Actuals for Secondary Construction from the Trust Fund are included
- (b) Ferry Capital Fund carry forward authority includes funds transferred from Ferry Operations as required by G.S. 136-82 (h).
- (c) Actuals for Railroad Program from the Highway Trust Fund are included
- (d) Actuals for Capital Improvement from the Highway Trust Fund are included, will also include expenditures from the State Capital Infrastructure Fund
- (e) Capital Program includes both the Highway Trust Fund and FHWA Funds in the Highway Fund
- (f) Carry Forward Authority includes state funding, federal grants and local participation funding.
- (g) Other Funds includes local participation and federal grants.
- (h) GMR carry forward authority includes funding from programs such as LOGO and TODS.
- (i) FHWA State Match expenditures include HPR/SPR state match and STI state match.
- (j) Mobility Modernization expenditures and Spend Plan includes \$59,500,000 in Dept. of Commerce funds.
- (k) Aviation expenditures and Spend Plan include \$11,500,000 in General Fund Capital and Infrastructure Fund for Directed Grants to Airports
- (l) Ferry expenditures and spend plan include \$556,074 in call center consolidation reserve funds.

Contingency Carry Forward includes unexpended Cash Flow requested by Legislature for the Glen Laurel Road Project, currently in the second year of an anticipated 3 year project.

# SFY 23 Approved Spend Plan Versus Adjusted Spend Plan

|  | Jul-22   | Aug-22   | Sep-22   | Oct-22   | Nov-22   | Dec-22   | Jan-23   | Feb-23   | Mar-23   | Apr-23   | May-23   | Jun-23   | SFY 2023          | Approved 10/05/22  |       |
|--|----------|----------|----------|----------|----------|----------|----------|----------|----------|----------|----------|----------|-------------------|--------------------|-------|
|  | 1        | 2        | 3        | 4        | 5        | 6        | 7        | 8        | 9        | 10       | 11       | 12       | Adjusted Workplan | SFY 2023 Work Plan | Delta |
| <b>OPENING CASH BALANCE</b>                    | \$ 2,377 | \$ 2,325 | \$ 2,406 | \$ 2,459 | \$ 2,473 | \$ 2,380 | \$ 2,294 | \$ 2,311 | \$ 2,171 | \$ 2,178 | \$ 2,187 | \$ 1,968 |                   |                    |       |
| <b>REVENUES</b>                                |          |          |          |          |          |          |          |          |          |          |          |          |                   |                    |       |
| State revenues                                 | \$ 358   | \$ 385   | \$ 398   | \$ 373   | \$ 360   | \$ 377   | \$ 372   | \$ 347   | \$ 400   | \$ 390   | \$ 387   | \$ 408   | \$ 4,555          | \$ 4,581           | (25)  |
| Federal aid                                    | 39       | 145      | 234      | 71       | 99       | 118      | 94       | 188      | 245      | 123      | 125      | 106      | 1,588             | 1,588              | 0     |
| Federal aid - USDOT Discretionary Grant        | 1        | 2        | 1        | 1        | 1        | 2        | 8        | 4        | 4        | 2        | 1        | 1        | 27                | 24                 | 3     |
| Turnpike Federal Aid                           | (0)      | (0)      | (0)      | -        | -        | 0        | -        | -        | -        | -        | -        | -        | 0                 | (0)                | 0     |
| Sales Tax                                      | -        | -        | -        | -        | 54       | -        | 51       | -        | -        | 51       | -        | 51       | 206               | 193                | 12    |
| Other  | 3        | 9        | 16       | 61       | 18       | 21       | 9        | 10       | 11       | 67       | 14       | 13       | 251               | 444                | (193) |
|  | 401      | 540      | 649      | 506      | 531      | 518      | 533      | 549      | 660      | 634      | 527      | 578      | 6,627             | 6,830              | (203) |
| <b>BOND PROCEEDS/GARVEE</b>                    | -        | 13       | 20       | 21       | 9        | 21       | 2        | 10       | 13       | 11       | 13       | 9        | 142               | 150                | (8)   |
| <b>BUILDNC REIMBURSEMENT FROM TRUSTEE</b>      | 9        | 27       | 51       | 37       | 18       | 24       | 25       | 27       | 19       | 21       | 24       | 20       | 302               | 305                | (2)   |
| <b>TOTAL REVENUES &amp; OTHER RECEIPTS</b>     | \$ 410   | \$ 581   | \$ 719   | \$ 563   | \$ 558   | \$ 563   | \$ 561   | \$ 586   | \$ 693   | \$ 665   | \$ 564   | \$ 608   | \$ 7,072          | \$ 7,285           | (213) |
| <b>CONSTRUCTION EXPENDITURES</b>               |          |          |          |          |          |          |          |          |          |          |          |          |                   |                    |       |
| Garvee Expenditures                            | 0        | (54)     | (20)     | (28)     | (22)     | 11       | (25)     | (25)     | (26)     | (35)     | (38)     | (44)     | (305)             | (554)              | 249   |
| Garvee Debt Service                            | -        | (25)     | 0        | -        | (0)      | 0        | -        | (129)    | -        | -        | -        | -        | (154)             | (154)              | 0     |
| Division of Mitigation Services (Formerly EEP) | (0)      | (0)      | (0)      | (0)      | (0)      | (0)      | (10)     | -        | -        | (7)      | -        | -        | (17)              | (23)               | 7     |
| BUILDNC Expenditures                           | (48)     | (51)     | (50)     | (53)     | (65)     | (72)     | (49)     | (33)     | (37)     | (45)     | (49)     | (52)     | (603)             | (582)              | (22)  |
| BUILDNC Debt Service                           | -        | -        | -        | -        | (27)     | -        | -        | -        | -        | -        | (95)     | -        | (121)             | (121)              | 0     |
| STIP Construction - SAS                        | (103)    | (170)    | (132)    | (154)    | (140)    | (99)     | (82)     | (61)     | (74)     | (103)    | (119)    | (134)    | (1,369)           | (1,202)            | (167) |
| NC Mobility Fund                               | 0        | (0)      | (0)      | (0)      | (0)      | (0)      | -        | -        | -        | -        | -        | -        | (0)               | 0                  | (0)   |
| STIP Preconstruction & Holdouts                | (85)     | (3)      | (116)    | (28)     | (47)     | (91)     | (100)    | (225)    | (199)    | (135)    | (144)    | (150)    | (1,321)           | (1,287)            | (35)  |
| TIP - USDOT Discretionary Grant                | (28)     | (17)     | (28)     | (17)     | (18)     | (28)     | (14)     | (11)     | (12)     | (26)     | (25)     | (15)     | (240)             | (220)              | (20)  |
| Turnpike Authority                             | (0)      | (1)      | (1)      | (0)      | (1)      | (10)     | (0)      | (0)      | (0)      | (0)      | (0)      | (0)      | (13)              | (2)                | (11)  |
| Internal Orders                                | (6)      | 13       | (6)      | (2)      | 6        | 4        | (1)      | (1)      | (1)      | (1)      | (1)      | (1)      | 2                 | (3)                | 5     |
| Congestion Mitigation & Air Quality (CMAQ)     | (4)      | (2)      | (3)      | (2)      | (2)      | (5)      | (3)      | (3)      | (3)      | (3)      | (3)      | (3)      | (33)              | (31)               | (2)   |
| <b>Total Construction</b>                      | \$ (274) | \$ (309) | \$ (356) | \$ (284) | \$ (315) | \$ (289) | \$ (282) | \$ (487) | \$ (352) | \$ (355) | \$ (473) | \$ (398) | \$ (4,174)        | (4,180)            | 6     |
| <b>MAINTENANCE EXPENDITURES</b>                |          |          |          |          |          |          |          |          |          |          |          |          |                   |                    |       |
| Other Construction - Secondary Roads           | (1)      | (1)      | (2)      | (2)      | (1)      | (2)      | (0)      | (1)      | (2)      | (4)      | (3)      | (3)      | (20)              | (20)               | 0     |
| Other Construction - Spot Safety Improvements  | (1)      | (1)      | (1)      | (1)      | (2)      | (1)      | (1)      | (1)      | (2)      | (1)      | (1)      | (1)      | (14)              | (14)               | 0     |
| Other Construction - Contingency               | (2)      | (2)      | (0)      | (3)      | (2)      | 1        | (0)      | (0)      | (0)      | (0)      | (0)      | (0)      | (10)              | (10)               | 0     |
| Other Construction - Mobility/Modernization    | (64)     | (36)     | (39)     | (47)     | (33)     | (30)     | (66)     | (35)     | (37)     | (19)     | (22)     | (19)     | (447)             | (447)              | 0     |
| General Maintenance Reserve                    | (35)     | (44)     | (43)     | (46)     | (39)     | (38)     | (50)     | (45)     | (60)     | (56)     | (59)     | (80)     | (595)             | (595)              | 0     |

# SFY 23 Approved Spend Plan Versus Adjusted Spend Plan

|   |                 |                 |                 |                 |                 |                 |                 |                 |                 |                 |                 |                 |                   |                   |           |
|---|-----------------|-----------------|-----------------|-----------------|-----------------|-----------------|-----------------|-----------------|-----------------|-----------------|-----------------|-----------------|-------------------|-------------------|-----------|
| Contract Resurfacing                      | (75)            | (69)            | (71)            | (46)            | (61)            | (37)            | (6)             | (5)             | (18)            | (78)            | (73)            | (64)            | (604)             | (604)             | 0         |
| Roadside Environmental                    | (8)             | (15)            | (15)            | (13)            | (13)            | (9)             | (5)             | (5)             | (5)             | (5)             | (7)             | (12)            | (112)             | (112)             | 0         |
| Pavement Preservation                     | (4)             | (15)            | (15)            | (15)            | (16)            | (2)             | (1)             | (1)             | (1)             | (11)            | (15)            | (11)            | (107)             | (107)             | 0         |
| Bridge Program                            | (22)            | (24)            | (22)            | (23)            | (26)            | (21)            | (27)            | (29)            | (27)            | (39)            | (35)            | (36)            | (330)             | (330)             | 0         |
| Bridge Preservation                       | (6)             | (10)            | (8)             | (7)             | (6)             | (7)             | (8)             | (7)             | (8)             | (9)             | (10)            | (11)            | (98)              | (98)              | 0         |
| Emergency GMR                             | 0               | (1)             | (3)             | (3)             | (4)             | (9)             | (34)            | (22)            | (11)            | (3)             | (2)             | (3)             | (94)              | (94)              | 0         |
| Disaster Funding - FEMA                   | (2)             | (1)             | (2)             | (2)             | (1)             | 0               | (10)            | (8)             | (9)             | (9)             | (10)            | (12)            | (67)              | (67)              | 0         |
| <b>Total Maintenance</b>                  | <b>\$ (220)</b> | <b>\$ (218)</b> | <b>\$ (222)</b> | <b>\$ (207)</b> | <b>\$ (204)</b> | <b>\$ (154)</b> | <b>\$ (209)</b> | <b>\$ (160)</b> | <b>\$ (181)</b> | <b>\$ (235)</b> | <b>\$ (238)</b> | <b>\$ (253)</b> | <b>\$ (2,499)</b> | <b>(2,499)</b>    | <b>0</b>  |
| <b>OTHER MODES</b>                        |                 |                 |                 |                 |                 |                 |                 |                 |                 |                 |                 |                 |                   |                   |           |
| Integrated Mobility Division              | (4)             | (8)             | (6)             | (54)            | (6)             | (11)            | (5)             | (7)             | (6)             | (8)             | (6)             | (5)             | (125)             | (125)             | 0         |
| Ferry Capital                             | (2)             | (1)             | 0               | 1               | (1)             | (0)             | (1)             | (1)             | (0)             | -               | -               | -               | (5)               | (9)               | 4         |
| Ferry Division                            | (3)             | (6)             | (6)             | (5)             | (4)             | (4)             | (5)             | (5)             | (5)             | (5)             | (5)             | (5)             | (58)              | (58)              | 0         |
| Rail Division                             | (2)             | (3)             | (3)             | (5)             | (2)             | (3)             | (7)             | (7)             | (62)            | (8)             | (8)             | (11)            | (122)             | (122)             | 0         |
| Aviation Division                         | (4)             | (13)            | (7)             | (11)            | (76)            | (34)            | (5)             | (5)             | (28)            | (5)             | (5)             | (28)            | (218)             | (218)             | 0         |
| <b>Total Other Modes</b>                  | <b>\$ (15)</b>  | <b>\$ (30)</b>  | <b>\$ (21)</b>  | <b>\$ (75)</b>  | <b>\$ (89)</b>  | <b>\$ (52)</b>  | <b>\$ (23)</b>  | <b>\$ (25)</b>  | <b>\$ (101)</b> | <b>\$ (24)</b>  | <b>\$ (24)</b>  | <b>\$ (49)</b>  | <b>\$ (528)</b>   | <b>(532)</b>      | <b>4</b>  |
| <b>OTHER EXPENDITURES</b>                 |                 |                 |                 |                 |                 |                 |                 |                 |                 |                 |                 |                 |                   |                   |           |
| Administration                            | (19)            | (26)            | (27)            | (24)            | (29)            | (24)            | (29)            | (41)            | (33)            | (41)            | (33)            | (39)            | (365)             | (378)             | 13        |
| Transfers to Other State Agencies         | (0)             | (4)             | (12)            | (5)             | (0)             | (12)            | -               | -               | (17)            | -               | -               | (17)            | (67)              | (67)              | 1         |
| Transfers to General Fund/NCTA/ER Fund    | -               | (12)            | -               | -               | (12)            | -               | -               | (12)            | -               | -               | (12)            | -               | (49)              | (49)              | 0         |
| State aid to municipalities               | -               | -               | (77)            | -               | -               | (77)            | -               | -               | -               | -               | -               | -               | (155)             | (155)             | 0         |
| Debt Service                              | -               | -               | -               | -               | -               | -               | -               | -               | -               | -               | -               | -               | -                 | -                 | 0         |
| Other Programs                            | (1)             | (3)             | (3)             | (1)             | (4)             | (3)             | (1)             | (1)             | (2)             | (2)             | (2)             | (4)             | (28)              | (21)              | (6)       |
| <b>Total Other Expenditures</b>           | <b>\$ (20)</b>  | <b>\$ (45)</b>  | <b>\$ (119)</b> | <b>\$ (30)</b>  | <b>\$ (46)</b>  | <b>\$ (116)</b> | <b>\$ (30)</b>  | <b>\$ (55)</b>  | <b>\$ (52)</b>  | <b>\$ (43)</b>  | <b>\$ (48)</b>  | <b>\$ (60)</b>  | <b>\$ (663)</b>   | <b>(671)</b>      | <b>8</b>  |
| <b>TOTAL EXPENDITURES</b>                 | <b>\$ (530)</b> | <b>\$ (603)</b> | <b>\$ (717)</b> | <b>\$ (597)</b> | <b>\$ (654)</b> | <b>\$ (611)</b> | <b>\$ (545)</b> | <b>\$ (726)</b> | <b>\$ (685)</b> | <b>\$ (657)</b> | <b>\$ (782)</b> | <b>\$ (759)</b> | <b>\$ (7,865)</b> | <b>\$ (7,882)</b> | <b>17</b> |
| <b>OTHER CHANGES IN CASH</b>              |                 |                 |                 |                 |                 |                 |                 |                 |                 |                 |                 |                 |                   |                   |           |
| <b>N.C.G.S 147-86.15 Cash Management</b>  |                 |                 |                 |                 |                 |                 |                 |                 |                 |                 |                 |                 |                   |                   |           |
| Highway Fund                              | (40)            | (50)            | (30)            | (30)            | (25)            | (30)            | -               | -               | -               | -               | -               | (109)           | (314)             |                   |           |
| Highway Trust Fund                        | 40              | 50              | 30              | 30              | 25              | 30              | -               | -               | -               | -               | -               | 109             | 314               |                   |           |
| <b>Total Cash Management Transfers</b>    | <b>\$ -</b>     | <b>\$ -</b>     | <b>\$ -</b>     | <b>\$ -</b>     | <b>\$ -</b>     | <b>\$ -</b>     | <b>\$ -</b>     | <b>\$ -</b>     | <b>\$ -</b>     | <b>\$ -</b>     | <b>\$ -</b>     | <b>\$ -</b>     | <b>-</b>          |                   |           |
| Working capital changes                   | \$ 67           | \$ 104          | \$ 51           | \$ 47           | \$ 2            | \$ (38)         | \$ -            | \$ -            | \$ -            | \$ -            | \$ -            | \$ -            |                   |                   |           |
|   | \$ 67           | \$ 104          | \$ 51           | \$ 47           | \$ 2            | \$ (38)         | \$ -            | \$ -            | \$ -            | \$ -            | \$ -            | \$ -            |                   |                   |           |
| <b>NET CHANGE IN CASH</b>                 | <b>\$ (52)</b>  | <b>\$ 82</b>    | <b>\$ 53</b>    | <b>\$ 13</b>    | <b>\$ (93)</b>  | <b>\$ (85)</b>  | <b>\$ 16</b>    | <b>\$ (140)</b> | <b>\$ 7</b>     | <b>\$ 8</b>     | <b>\$ (218)</b> | <b>\$ (152)</b> |                   |                   |           |
| <b>CLOSING CASH BALANCE*</b>              | <b>\$ 2,325</b> | <b>\$ 2,406</b> | <b>\$ 2,459</b> | <b>\$ 2,473</b> | <b>\$ 2,380</b> | <b>\$ 2,294</b> | <b>\$ 2,311</b> | <b>\$ 2,171</b> | <b>\$ 2,178</b> | <b>\$ 2,187</b> | <b>\$ 1,968</b> | <b>\$ 1,816</b> |                   |                   |           |
| <b>CLOSING CASH BALANCE (HF &amp; TF)</b> |                 |                 |                 |                 |                 |                 |                 |                 |                 |                 |                 |                 |                   |                   |           |

\*Cash Balance includes Ferry Capital Fund

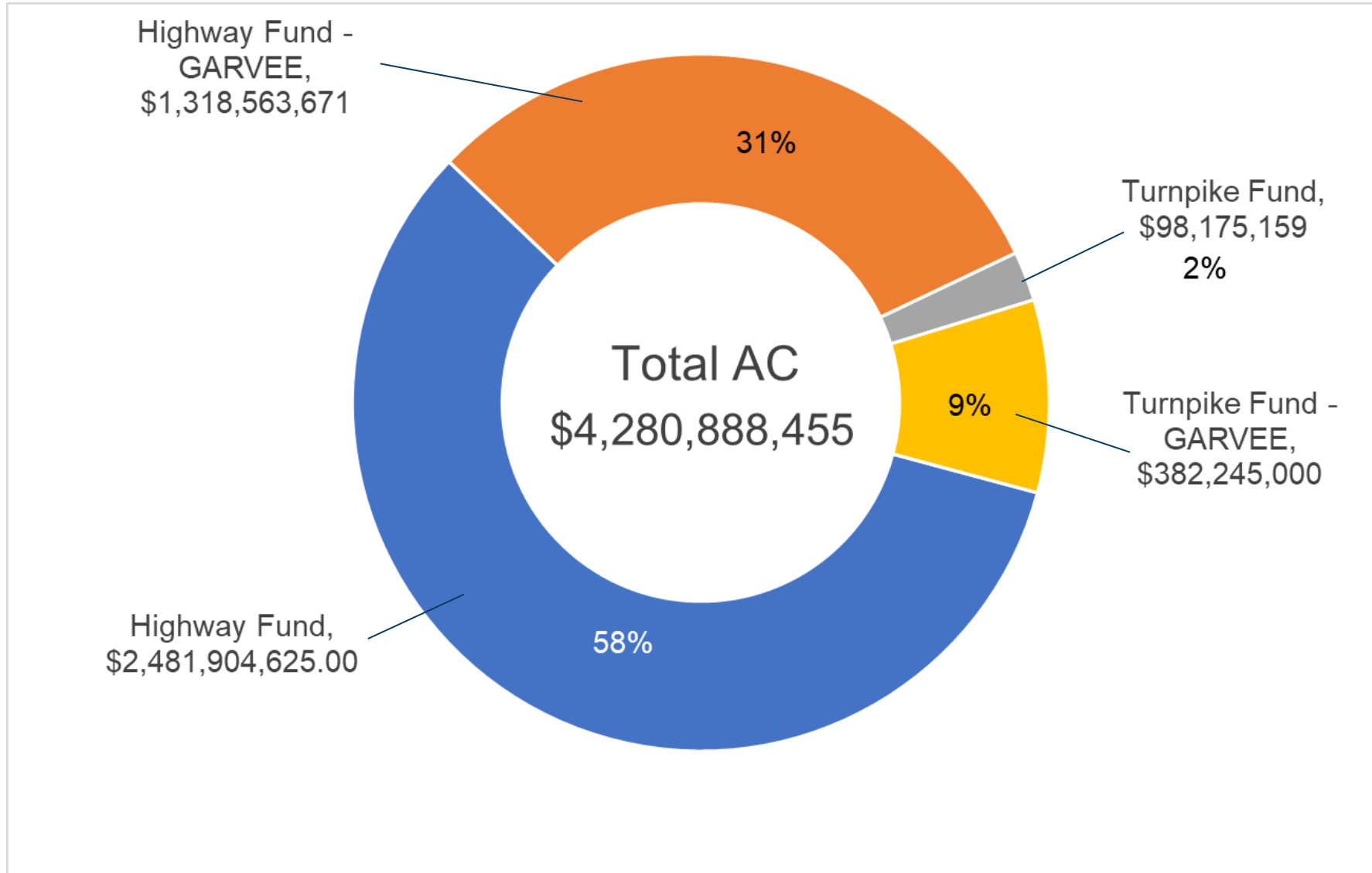
## Advance Construction

| Funding Source                              | Unreimbursed Expenditures as of Jan. 18, 2023 | Apportionment in FY 2023** | Within Prescribed Limit? |
|---|---|----------------------------|--------------------------|
| National Highway Performance Program (NHPP) | \$99,213,874                                  | \$772,579,357              | YES                      |
| Surface Transportation Block Grant (STBG)*  | \$80,777,192                                  | \$375,849,417              | YES                      |
| Highway Safety Improvement Program (HSIP)   | \$56,138,828                                  | \$80,520,985               | YES                      |

\* Includes bridge replacement balance

\*\* Allowable AC amount is annual FY 2023 Apportionment less Projected GARVEE Obligations

## Advance Construction Balance as of December 2022



## Advance Construction

| Funding Source                              | AC Amount - Jan. 18, 2023 | Allowable AC amount FY 2023** | Within Prescribed Limit? |
|---|---------------------------|-------------------------------|--------------------------|
| National Highway Performance Program (NHPP) | \$1,762,359,430           | \$2,617,638,024               | YES                      |
| Surface Transportation Block Grant (STBG)*  | \$580,102,489             | \$1,493,699,032               | YES                      |
| Highway Safety Improvement Program (HSIP)   | \$178,515,423             | \$322,083,940                 | YES                      |

\* Includes bridge replacement balance

\*\* Allowable AC amount is 4 times FY 2023 Apportionment less Projected GARVEE Obligations

# Contact Us

---

**Stephanie King**

sjking@ncdot.gov



 @NCDOT

 NCDOT

 NCDOTcommunications

 @NCDOT

 ncdotcom

 ncdot\_comm

**Thank you!**







**NORTH CAROLINA  
STATEWIDE  
MULTIMODAL  
FREIGHT PLAN**  
*Planning for the Future of Freight Movement*

## EXECUTIVE SUMMARY - FINAL



# NORTH CAROLINA'S STATEWIDE MULTIMODAL FREIGHT PLAN


North Carolina's freight system plays a central role in the day-to-day functions for the state's business and residents. The freight system refers to the infrastructure and processes for organizing and executing both the inbound and outbound transportation of goods from manufactures and vendors through the supply chain and to a customer's doorstep. The freight system plays a critical role as a bridge between manufactures and customers to ensure goods/products are delivered, shelves are stocked, medicines are readily available, and food is on the table. As the global marketplace becomes increasingly more competitive, North Carolina will maximize its potential and leverage its well-connected network of highways, rail, ports and airports infrastructure to ensure the efficient, safe and reliable transportation of goods (echoes green box).

This is an update to North Carolina Statewide Multimodal Freight Plan (SMFP) developed in 2017 by NCDOT and the Cambridge Systematics team. It acknowledges the ever-changing nature of freight and the conditions exacerbated by the global pandemic starting in 2020, which impacted supply chains in all areas. The plan was developed to comply with the Moving Ahead for Progress in the 21<sup>st</sup> Century Act (MAP-21), Fixing America's Surfaces Transportation Act (FAST Act), and the Bipartisan Infrastructure Law (BIL) of 2021, also known as the Infrastructure Investment and Jobs Act (IIJA) and to be referred to as BIL from here on. Meeting the MAP-21, FAST Act, and BIL requirements for state freight plans ensures the state has access to federal funding and competitive grant opportunities.

BIL, at a national level, is a five-year, \$550 billion transportation bill providing funding for the nation's transportation planning and infrastructure investments. The BIL includes several provisions specifically geared to improving the performance of the national freight network and supporting investment in freight-related surface transportation projects. At the national level, this includes the development of a National Multimodal Freight Policy, National Freight Strategic Plan, and designation of a National Multimodal Freight Network. On the funding side, it also includes \$7.2 billion in formula funding for freight projects on the National Highway Freight Network (NHFN) and a \$10.9 billion discretionary, freight-focused grant program for states, metropolitan planning organizations (MPOs), local governments, and other entities.


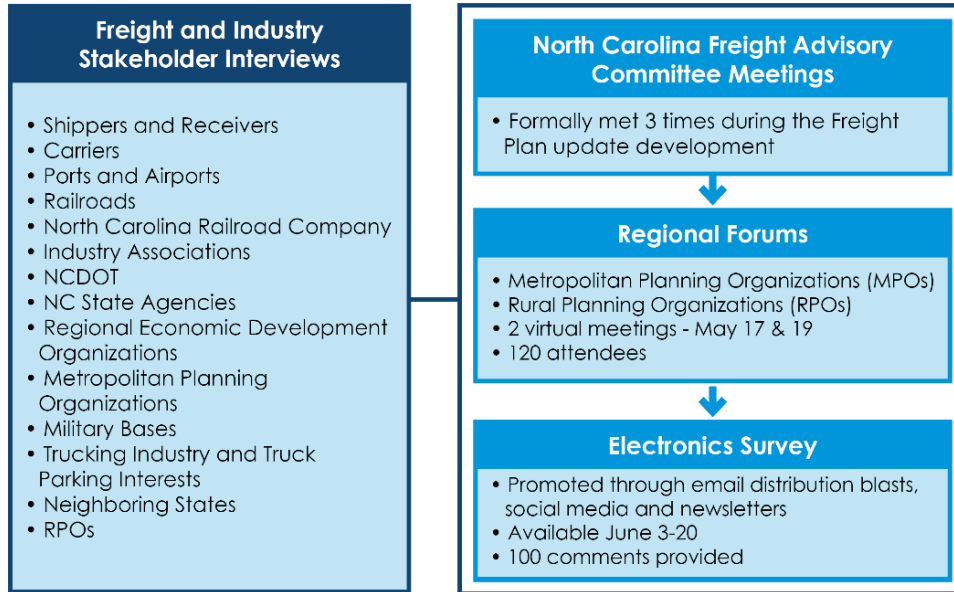
**North Carolina's multimodal freight transportation network is meeting the growing needs of the state to compete globally for quality jobs, provide safe and efficient mobility for people and goods, and build quality, resilient and sustainable communities for today and the future.**

|  |  |   |   |
|--|--|---|---|
| Enhance economic development opportunities competitiveness | Improve freight system efficiency, reliability, and resiliency | Enhance freight transportation safety and security                | Support adoption and deployment of new freight technologies   |
| Improve freight infrastructure conditions and preservation | Protect and enhance the natural environment                    | Foster public-private partnerships and collaboration with freight | Ensure good fiscal management and sustainable funding for the |



In developing the SMFP update, key stakeholders supported the state during the plan's development process. Stakeholder input verified the SMFP update is practical and consistent with needs, expectations, and recommendations from the freight industry across the state.

**STAKEHOLDER ENGAGEMENT TO INFORM THE PLAN**





NORTH CAROLINA FREIGHT ADVISORY COMMITTEE

# FUELING NORTH CAROLINA'S ECONOMY

North Carolina moves millions of tons of freight each year making the state's freight transportation system an essential component to attracting and retaining business and supporting jobs. The movement of goods and freight assets is a major contributor to North Carolina's economic vitality.












In 2019, approximately 313,000 North Carolinians were employed jobs focused on transporting and handling of freight across the state. These jobs range from truck drivers to port workers to warehouse and distribution workers. The freight and logistics sector supports nearly 582,000 jobs including indirect and direct employment. Most of these employees are related to the wholesale trade sector, with 203,000 jobs, or 65% of the total freight-related jobs. The truck transportation sector provides the second largest number of jobs, amounting to approximately 70,800 or 23% of the total freight-related jobs. In the last five years, freight-related jobs have grown, adding nearly 150,000 jobs while gross state product rose 30%. Freight intensive industries critical to North Carolina's economy are shown to the right.

|                    | JOBS    | LABOR INCOME | GROSS STATE PRODUCT |
|--------------------|---------|--------------|---------------------|
| Direct             | 313,449 | \$22.2       | \$41.8              |
| Indirect + Induced | 268,505 | \$20.1       | \$39.1              |
| Total              | 581,954 | \$42.3       | \$80.9              |

Note: Dollar values in 2019 billions.



**FREIGHT INTENSIVE INDUSTRIES CRITICAL TO NORTH CAROLINA'S ECONOMY**

|   |  |
|---|--|
|  Aerospace and Aviation                              |  Energy/Green Energy                        |
|  Agriculture, Food Processing and Distribution      |  Forestry and Wood Products                |
|  Automotive, Truck, and Heavy Equipment            |  Furniture                                |
|  Biotechnology, Pharmaceuticals, and Life Sciences |  Military/Defense                         |
|  Chemicals, Plastics and Rubber                    |  Textiles, Apparel, and Textile Machinery |
|  Distribution/Logistics for Consumer Goods         |  |

**Impact Strategies**

**Climate Change**

Implement the strategies within the 2020 Resilience Strategy Report

Support strategies to increase infrastructure resilience along NCDOT coastal highways.

**Emissions**

Continue to foster partnerships like the Port Initiative's and implement environmentally sustainable port strategies through partnerships between USEPA and ports.

Support development of actionable strategies to aid in the NC Clean Transportation Plan, one of the five workgroups focusing on developing actionable strategies to address emissions from medium- and heavy-duty vehicles.

**Equity**

Develop a deployment strategy for ZEV charging stations.

Create effective infrastructure deployment strategies.

**Habitat Fragmentation**

Identify opportunities to improve habitat fragmentation such as trenches used to provide safe passage underneath railroad tracks for wildlife.

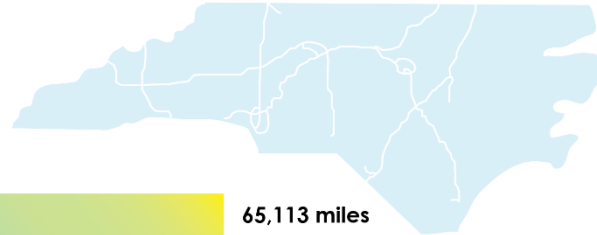
**Stormwater**

Implement Executive Order 80 through the Department of Environmental Quality (DEQ), with support of other agencies and stakeholders, to prepare the North Carolina Climate Risk Assessment and Resilience Plan (2020 Resilience Plan).

# TAKING STOCK OF OUR FREIGHT RESOURCES

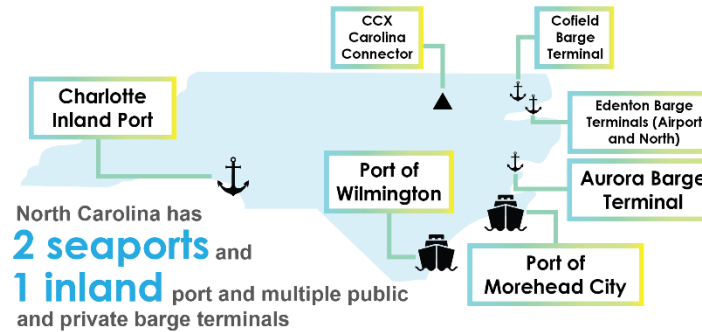
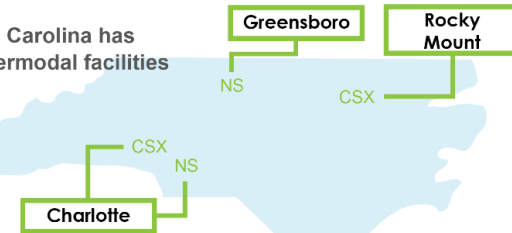
North Carolina has an extensive multimodal freight transportation network...

The majority of **roadway miles** in North Carolina are secondary routes

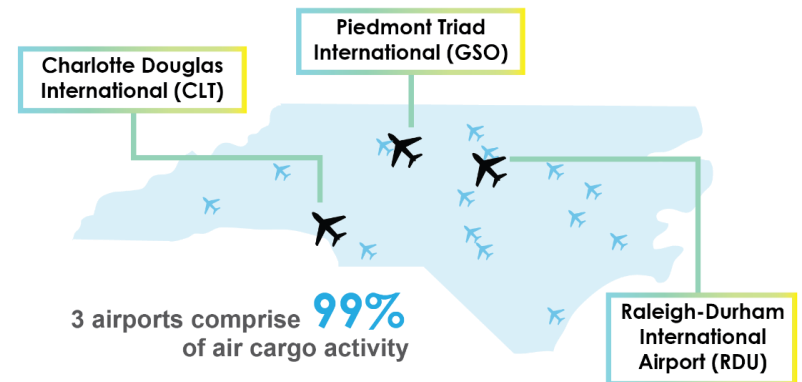
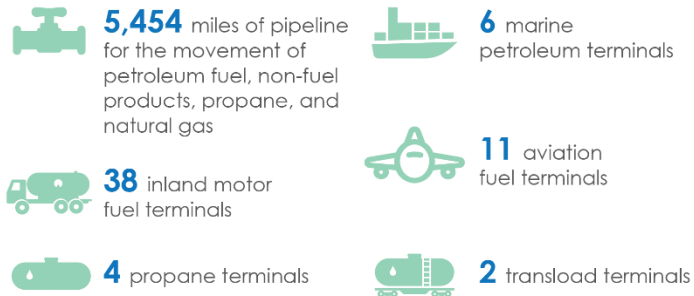


North Carolina has **2** Class 1 railroads with **2,300** route miles

North Carolina has **4** intermodal facilities



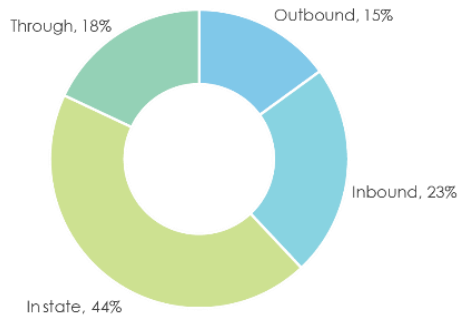
North Carolina's pipeline and fuel network includes:



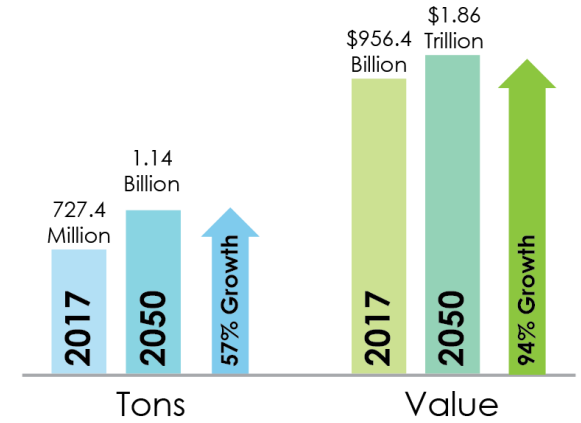
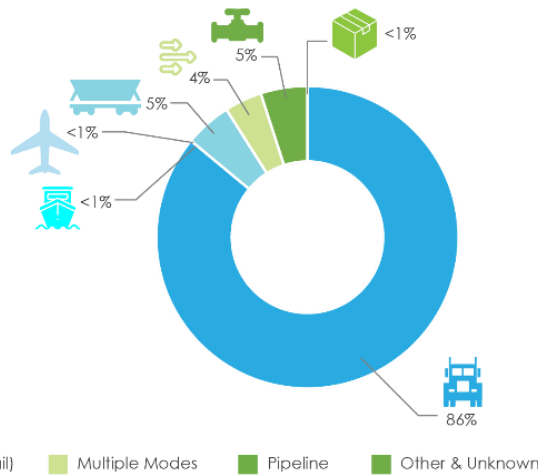
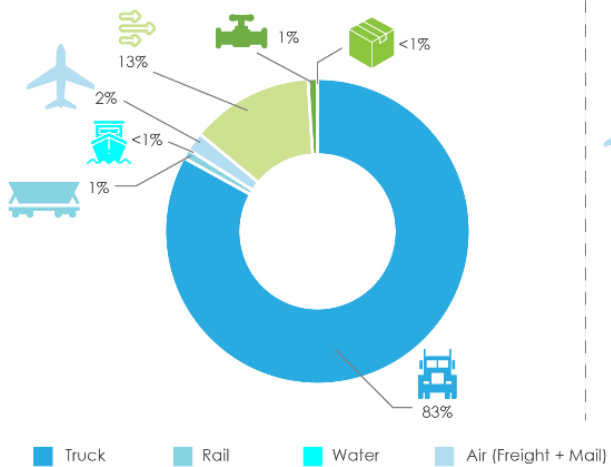
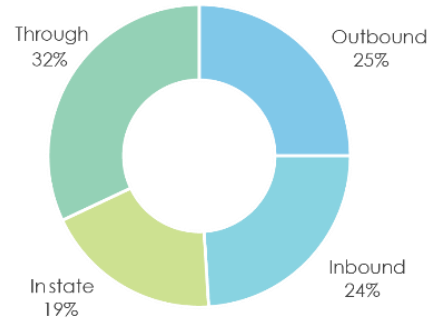
Note: A transload terminal is where goods are transported between multiple modes but the goods do not stay in the same container.

...that transports a significant volume of freight for the state's businesses and residents and the amount is growing every year.

**2017 Total Weight:  
727.4 million tons**



**2017 Total Value:  
\$956.4 billion**



**69.3** tons per North Carolinian

**25,560** tons per business establishment

# THE NORTH CAROLINA PRIORITY FREIGHT NETWORK

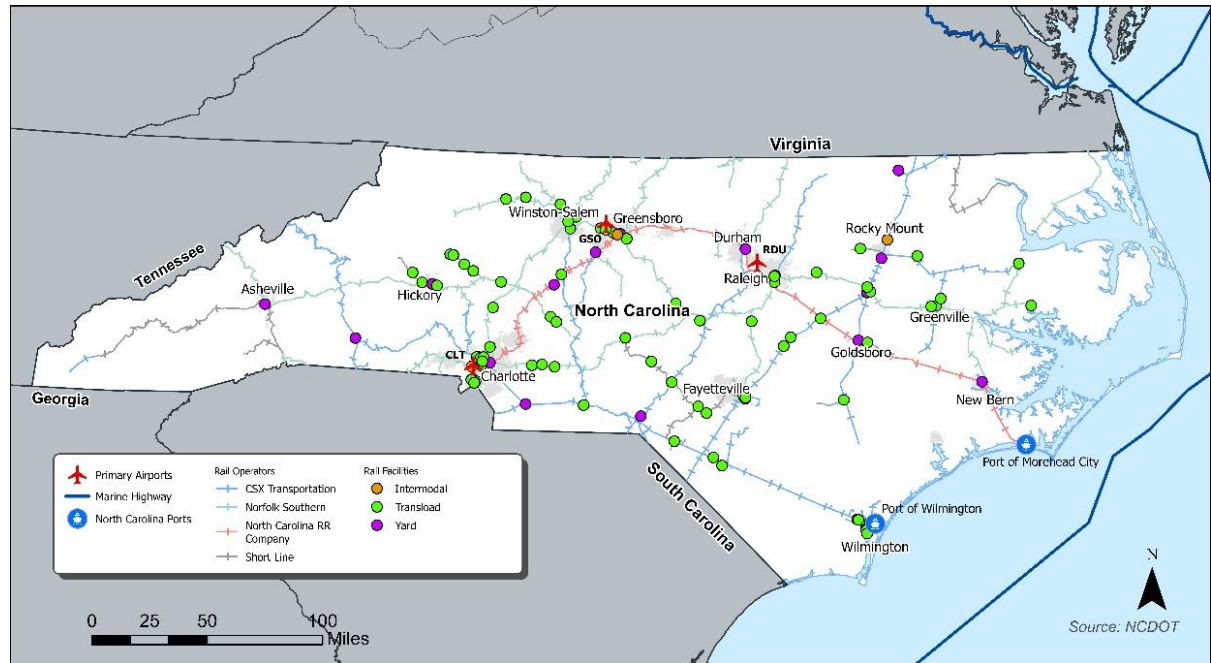
The North Carolina Priority Freight Network (NCPFN) is comprised of the highway, rail, port and airport facilities responsible for moving the majority of freight in North Carolina and serving the state's key businesses. The designation of the NCPFN has two motives:

- Designation of a subsystem that is responsible for carrying the majority of freight allows NCDOT to focus limited resources on the portion of the system that impacts the greatest number of users and the majority of the tonnage being moved.
- The FAST Act established the National Highway Freight Network and required states to designate additional critical freight corridors. This program has continued under BIL.

The North Carolina Priority Highway Freight Network (NCPHFN) is made up of the state's portion of the National Highway Freight Network (NHFN) and other state corridors that scored high in the freight system designation process, including:

**Critical Urban Freight Corridors (CUFCs)** are defined as freight highways located within urbanized areas. They are part of the NHFN and are eligible for the National Highway Freight Program (NHFP) funding. North Carolina may designate a maximum of **150 miles** as CUFCs.

**Critical Rural Freight Corridors (CRFCs)** are defined as freight highways located outside of urbanized areas. They are part of the NHFN and are eligible for the NHFP funding. North Carolina may designate a maximum of **300 miles** as CRFCs.



## North Carolina's Priority Freight Network includes:





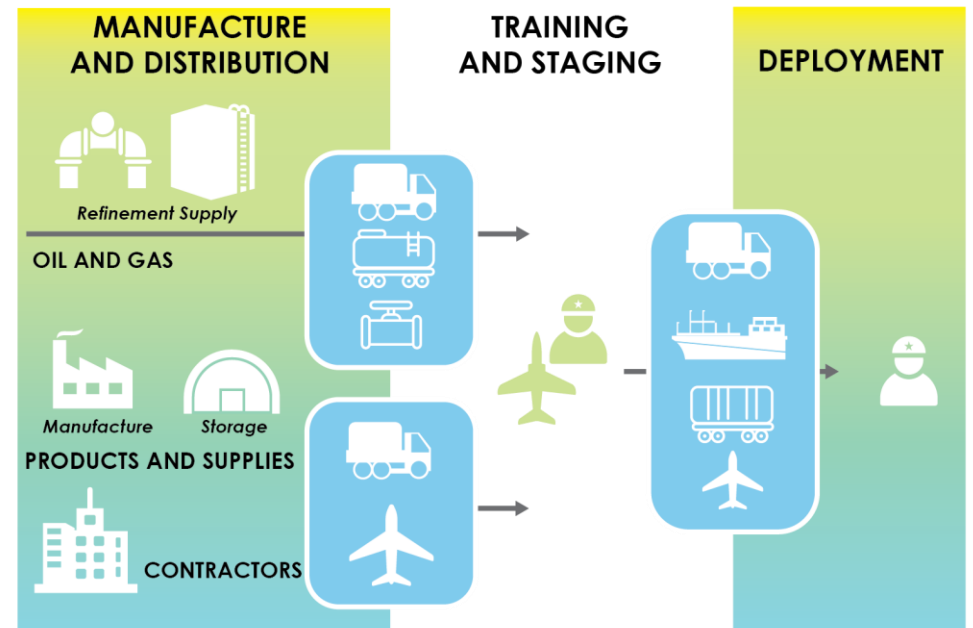
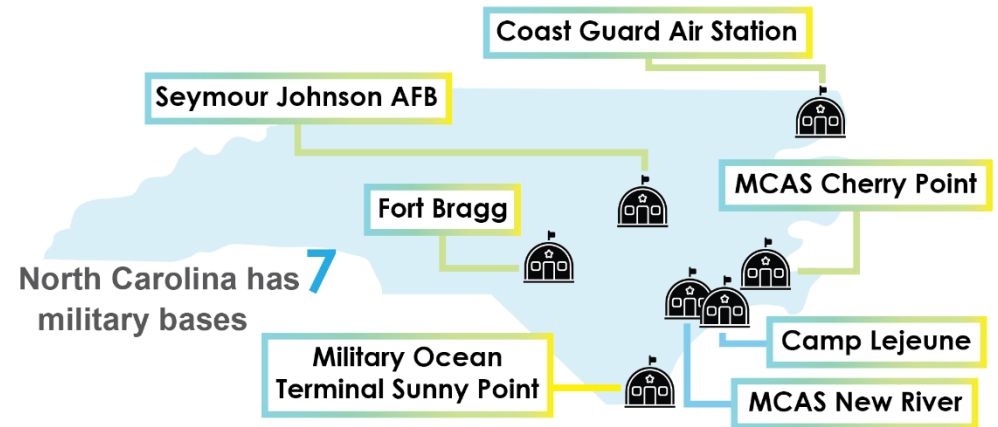
# SPOTLIGHT ON THE MILITARY

## Supply Chain Focus Military Freight

The military plays a pivotal role in North Carolina's economy and the state's multimodal freight system is critical to the military facilities in the State. The military generates freight and cargo movements including movement of military machinery, supplies and equipment regionally, nationally, and globally.

Each military facility noted freight transportation assets are needed for base expansion and realignments. Key challenges and bottlenecks identified include:

- Bridge conditions and highway infrastructure can restrict movements of some of the large military equipment, resulting in the need to make the moves by rail, which significantly increases the cost.
- Not all military bases are served directly by rail and even those with direct rail service, service requirements sometimes rule out the use of rail as an option.



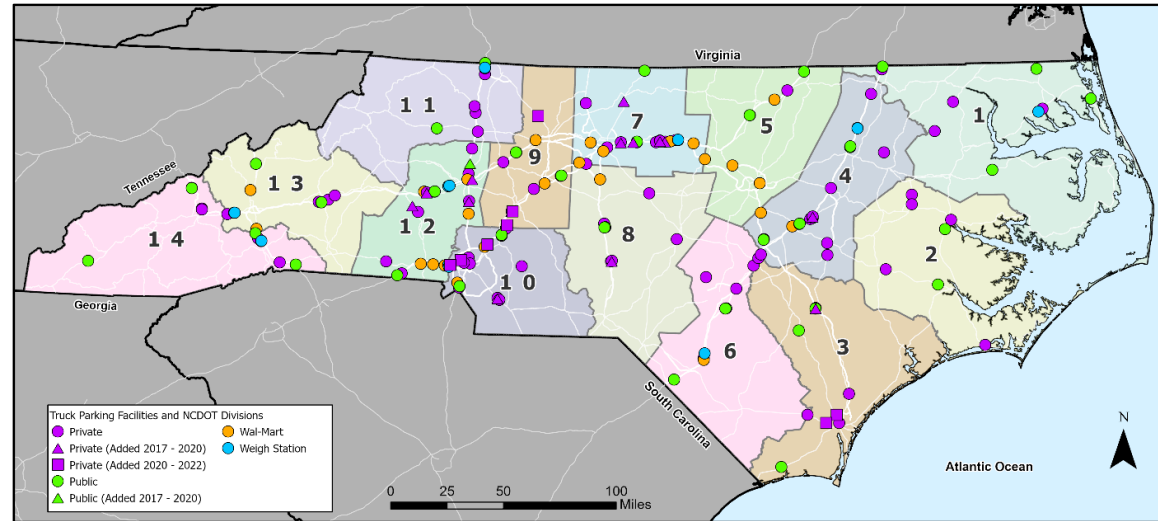
# SPOTLIGHT ON TRUCK PARKING

Truck parking continues to be a major concern for truck drivers, motor carriers, truck facility operators and public officials throughout the U.S. Lack of available truck parking negatively impacts the safety of truck drivers and the traveling public and often result in trucks parking in unauthorized areas such as highway shoulders and ramps.

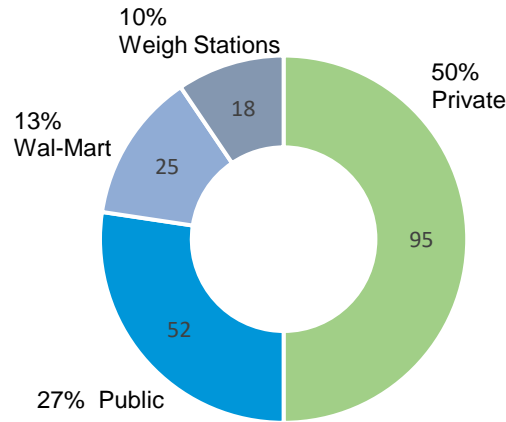
- North Carolina has 190 truck parking facilities supplying over 6,600 authorized truck parking spaces. About 87% of the parking spaces in the state are privately owned.
- Since 2017, 23 new truck parking facilities have opened across the state.
- 4% of truck parking facilities are full most nights.
- The demand for truck parking in North Carolina will likely persist for the next 5-10 years given future freight flows projected by the U.S. Department of Transportation (USDOT).

Improving truck parking in strategic locations will help to make conditions safer for truck drivers and other travelers, reduce unnecessary fuel consumption, and improve the efficiency of commercial vehicle operations. Potential truck parking improvement strategies include:

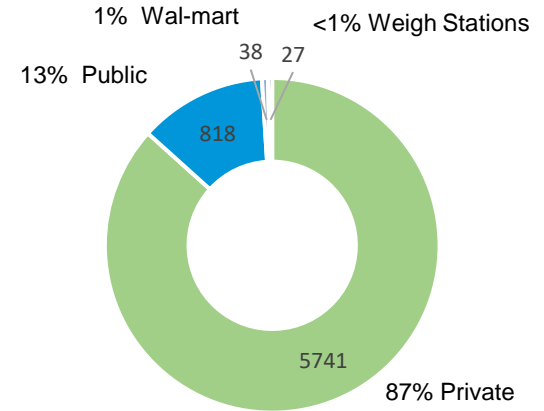
- Increasing funding Increasing the number of truck parking spaces at all rest areas and weigh stations.
- Building lots at abandoned rest areas.
- Pursuing public-private arrangements.



**Total Truck Facilities (2022)**



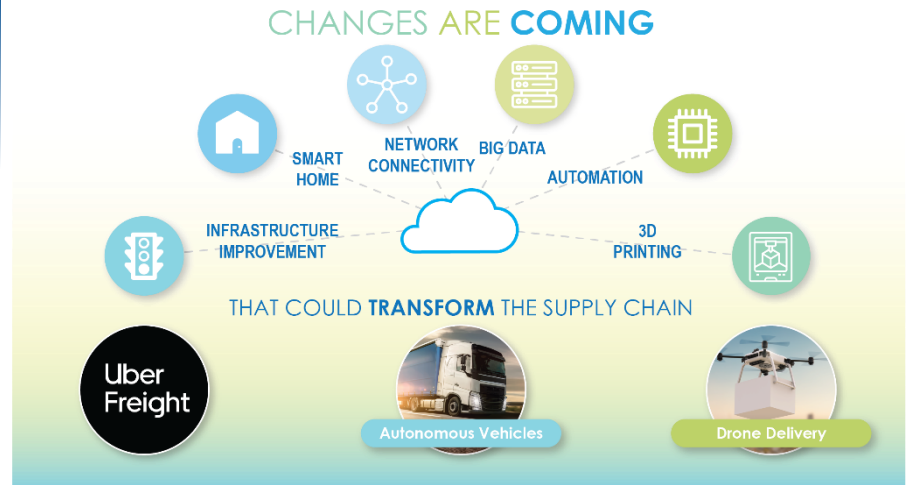
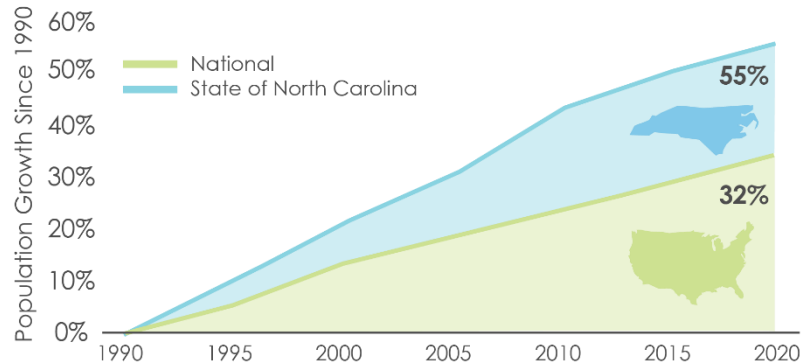
**Total Truck Parking Spaces (2022)**



# TRENDS SHAPING OUR FUTURE

## Trends shaping the future of freight transportation

There are several notable global, national, and statewide trends that will continue to drive the demand for and performance of North Carolina's freight transportation system.



| US Manufacturing Jobs/Year 2021 |          |              |           |
|---------------------------------|----------|--------------|-----------|
|                                 | 2016     | 2021         | ~% Change |
| <b>New Offshoring</b>           | ~50,000* | NA ****      | ~80%      |
| <b>New Reshoring and FDI</b>    | 77,000*  | ~261,000**   | ~70%      |
| <b>Net Jobs Gained</b>          | ~+25,000 | ~+261,000*** | N/A       |

Source: Reshorennow.org

\*Estimated

\*\* From 'Reshoring Initiative 2021 Data Report'

\*\*\* Calculated from previous plan

\*\*\*\* The 'Reshoring Initiative 2021 Data Report' indicates there is no measure of offshoring announcements or implementation.

# DELIVERING THE GOODS: STRATEGIES AND RECOMMENDATIONS FOR ENHANCING GOODS MOBILITY

Improving freight transportation efficiency, safety and resiliency requires a multi-prong approach that includes policies, programs and projects. These three solution types ( as discussed in Chapter 7 *Investing in the Priority Freight Network*, combine to create NCDOT's Freight Improvement Plan, a strategy based on the freight plan's goals, stakeholder-identified needs and solutions, and analysis of the North Carolina Priority Freight Network.



The process for identifying the freight plan's projects leveraged a variety of stakeholder outreach tactics to gather comprehensive data and diverse perspectives. Stakeholder input combined with the assessment of needs, project identification and gap analysis, and a project prioritization process helped develop a strategic and cost-effective approach to freight investment in North Carolina.

## SUMMARY OF FREIGHT TRANSPORTATION NEEDS

| HIGHWAY   | RAIL  | MARITIME  | AIR CARGO   |
|---|---|---|---|
| <ul style="list-style-type: none"> <li>• Enhance mobility and reliability</li> <li>• Maintain and enhance bridges and pavements</li> <li>• Mitigate crash hotspots</li> <li>• Implement truck parking strategies</li> <li>• Enhance two-lane rural freight routes</li> <li>• Improve operations through technology</li> </ul> | <ul style="list-style-type: none"> <li>• Maintain and improve track conditions</li> <li>• Improve safety and grade crossing elimination</li> <li>• Plan for increased passenger rail demand</li> <li>• Invest in new and expanded transload and intermodal facilities</li> <li>• Maintain shortline support programs</li> </ul> | <ul style="list-style-type: none"> <li>• Support for “inside the gate” improvements such as new cranes, dredging and widening and new land development</li> <li>• Grade crossing eliminations on port access routes</li> <li>• Address rail bridges and clearance issues</li> <li>• Ensure safe, reliable and efficient roadway access and connectivity to the ports</li> </ul> | <ul style="list-style-type: none"> <li>• Ensure safe, reliable, and efficient roadway access and connectivity to the airports</li> <li>• Support industrial development in and around the airport facilities</li> <li>• Support “inside the gate” investments such as additional and longer runways and expanded air cargo handling facilities</li> </ul> |

Resiliency of the network against natural and man-made interruptions

Sustainable and adequate funding

FHWA divides the strategies of state freight plans into three categories: infrastructure improvements, operational innovations, and policies. Strategies were gathered from several sources including the 1.) NCDOT priorities and previous plans, including the Highway and Modal Divisions, 2.) Priorities for North Carolina State Ports Authority, MPOs and RPOs, and North Carolina Railroad, 3.) Industry priorities and suggestions, gathered through nearly 40 interviews, and the Freight Advisory Council (FAC); and Best practices from FHWA, other states, and the private sector.

## Implementation Framework for Multimodal Recommendations

Implementation of the projects, policies and program recommendation follows NCDOT's investment decision making process. The implementation framework addresses the requirements for a 8-year fiscally constrained freight investment plan (FIP) and the outcomes of the alternative freight demand scenario by identifying five recommendation groupings:

- **Funded Projects** address an immediate or near-term need. They are worthwhile ideas today, no matter what the future holds. For example, addressing a safety hotspot. These strategies are already under development, many with funding secured. They will form the five-year Freight Investment Plan.
- **Robust Strategies** are expected to be appropriate no matter what the future holds but are not necessarily funded. For example, pursuing mitigation strategies to protect the NCPFN against climate change and weather events.
- **Hedging Strategies** might not be necessary but might shift to a higher priority dependent on pace and trends. For example, providing expanding key two lane rural routes due to priority facility expansion.

### NORTH CAROLINA FREIGHT INVESTMENT DECISION-MAKING PROCESS



- **Deferred Strategies** might be necessary, but it is safe to wait and see what happens. For example, implementing truck only lanes along major trade corridors such as I-85.
- **Transformative Strategies** allow North Carolina agencies to influence – and hopefully direct – trends for the future. For example, increasing the use of underutilized gateways and rail assets.

The FAST Act established the NHFP funds which are available to potentially fund recommended projects for up to four years. NHFP funded projects are reimbursed from the Highway Account of the Highway Trust Fund. Projects must be identified in the STIP/TIP and be consistent with the Long-Range Plans. The State Freight Plan must provide a 5-year fiscally constrained Freight Investment Plan (FIP) that describe how the funds would be invested. Eligible projects, which must contribute to the efficient movement of freight on the NHFN, include planning, construction, ITS, bridges, alt fuel, etc. North Carolina's apportionment of the NHFP funds for the period spanning 2023-2028 is \$228 million. The FIP includes projects eligible for the NHFP funds in the table to the right. The match shown in the table to the right could be provided by state, regional, local or private entities.

| Year Need Area                   | Number of Projects | Programmed Project Cost (\$M) | Total Federal Share ** (\$M) | NHFP (\$M)      | Match (\$M)    |
|----------------------------------|--------------------|-------------------------------|------------------------------|-----------------|----------------|
| <b>2023</b>                      |                    | <b>\$64.50</b>                | <b>\$51.60</b>               | <b>\$36.16</b>  | <b>\$6.54</b>  |
| Asset Management and Utilization | 5                  | \$64.50                       | \$51.60                      | \$36.16         | \$6.54         |
| Mobility and Reliability         | 0                  | \$0.00                        | \$0.00                       | \$0.00          | \$0.00         |
| <b>2024</b>                      |                    | <b>\$64.30</b>                | <b>\$51.44</b>               | <b>\$36.88</b>  | <b>\$12.86</b> |
| Asset Management and Utilization | 3                  | \$23.75                       | \$19.00                      | \$13.88         | \$4.75         |
| Mobility and Reliability         | 3                  | \$40.55                       | \$32.44                      | \$23.00         | \$8.11         |
| <b>2025</b>                      |                    | <b>\$128.85</b>               | <b>\$103.08</b>              | <b>\$37.62</b>  | <b>\$25.77</b> |
| Asset Management and Utilization | 4                  | \$128.85                      | \$103.08                     | \$37.62         | \$25.77        |
| Mobility and Reliability         | 0                  | \$0.00                        | \$0.00                       | \$0.00          | \$0.00         |
| <b>2026</b>                      |                    | <b>\$75.78</b>                | <b>\$60.62</b>               | <b>\$38.37</b>  | <b>\$15.16</b> |
| Asset Management and Utilization | 3                  | \$75.78                       | \$60.62                      | \$38.37         | \$15.16        |
| Mobility and Reliability         | 0                  | \$0.00                        | \$0.00                       | \$0.00          | \$0.00         |
| <b>2027</b>                      |                    | <b>\$53.55</b>                | <b>\$42.84</b>               | <b>\$39.14</b>  | <b>\$10.71</b> |
| Asset Management and Utilization | 5                  | \$53.55                       | \$42.84                      | \$39.14         | \$10.71        |
| Mobility and Reliability         | 0                  | \$0.00                        | \$0.00                       | \$0.00          | \$0.00         |
| <b>2028</b>                      |                    | <b>\$78.01</b>                | <b>\$62.41</b>               | <b>\$39.92</b>  | <b>\$15.60</b> |
| Asset Management and Utilization | 5                  | \$78.01                       | \$62.41                      | \$39.92         | \$15.60        |
| Mobility and Reliability         | 0                  | \$0.00                        | \$0.00                       | \$0.00          | \$0.00         |
| <b>Grand Total 2023-2028</b>     | <b>28</b>          | <b>\$464.98</b>               | <b>\$371.98</b>              | <b>\$228.09</b> | <b>\$86.64</b> |

\*\* Total Federal Share includes NHFP as well as any other federal funding source. See STIP for detailed breakout of other federal sources.

The longer-term strategies are divided into three categories. Robust strategies are the highest priority because they're needed and effective under multiple plausible freight features. Hedging strategies are ranked as the second priority, but priority but might become higher priorities dependent on direction and pace of trends. With sufficient planning and preparation NCDOT can pivot relatively quickly if needed. Deferred strategies are a lower priority, therefore requiring much less focus. Key robust and hedging strategies are summarized below:

### Hedging Strategies (Medium Priority)

#### Infrastructure

- Expand key two lane rural routes on the NCPHFN. The priority facilities that need expanding will depend on regional and industry growth trends but plans should be advancing for all two-lane facilities on the NCPHFN.
- Develop and modify infrastructure to be capable of handling platooning and autonomous vehicles.
- Invest in upgrading rail lines and other rail facilities.
- Invest in alternative routes for highly congested corridors.
- Invest in roadways, interchanges and rail spurs to serve large development sites.
- Preserve rail corridors, especially those going out of service.
- Utilize existing air cargo and maritime relationships to create more complementary cargo networks.

#### Operations

- Invest in urban locations to service increasing number of fulfillment centers.
- Develop alternative freight delivery vehicle operating guidelines.

### Robust Strategies (Highest Priority)

#### Infrastructure

- Maintain safe, reliable connections to ports, rail terminals, air cargo facilities, military bases and major logistics and manufacturing sites.
- Invest in modernizing the interstates, ensuring that they meet design standards to accommodate freight vehicles of today and in the future. This includes replacing bridges with weight restriction and weight limits on the NCPHFN.
- Pursue mitigation strategies to protect the NCPFN against climate change and increasing weather events.
- Invest in mobility solutions in the major urban areas to more efficiently and safely move both people and freight.
- Ensure adequate connectivity between rural regions and the state's gateways and urban centers. Invest in heavy haul corridors in regions with ports, energy exploration and agricultural production.
- Implement truck parking strategies at abandoned rest areas and weigh stations from the Statewide Truck Parking Study. The trucking industry suggested exploring industry user fees as a funding mechanism.
- Address congestion hot spots on NCPHFN. This may include examining mass transit opportunities for removing passenger vehicles from these routes.
- Increase truck parking capacity along key corridors.
- Develop strategies surrounding e-commerce and distribution.
- Ensure cyber security remains a top priority as freight networks continue to grow.

#### Operations

- Develop resiliency strategies to mitigate impact of man-made or natural disruptions of the NCPFN.
- Invest in incident clearance on the NCPHFN. Reexamine the MOVES program for incident clearance for potential implementation.
- Develop digital backbone to deploy technology to leverage real-time travel and truck parking data aimed at the freight industry.
- Invest in ITS technology along key corridors to increase efficiency and reliability.

#### Institutional

- Enhance public awareness program on "Sharing the Road" with trucks and "BeRailSafe" with rail.
- Add safety signage on NCPHFN about safe traveling distances and passing guidelines related to trucks. Implement Freight Performance Measure Program and target setting.
- Conduct a vehicle inventory and use survey (VIUS) for commercial vehicles to enhance NCDOT's tools and processes for identifying and evaluating freight needs and projects.
- Conduct a Statewide Rail Access and Utilization Study that assesses the opportunity for truck to rail diversion and an assessment of regional rail bottlenecks and solutions.
- Implement freight planning requirements into the Comprehensive Transportation Planning (CTP) efforts at NCDOT, Metropolitan Transportation Plans performed by the Metropolitan Planning Organizations and the Comprehensive Transportation Plans performed by the Regional Planning Organizations.

# TRANSFORMATIVE STRATEGIES

The state's public and private sectors proactively pursue strategies with the intention of altering and transforming current trends with the intention of altering the future of freight. Below are three potential transformative strategies.

## Next Gen Truck Technology Strategy



## Expand Rail Freight Market Opportunities Strategy





## Next Gen Truck Technology Strategy

### Autonomous and Connected Trucking – a Game Changer for Fuel Efficiency, Safety and Mobility

Heavy-duty, long-haul commercial vehicles will be the first large group of early autonomous and connected vehicle technology adopters due to potential for efficiency gains, lower operating costs and driver shortage. Adoption of autonomous technology will depend on numerous factors including labor shortages and resistance, public perception related to safety, regulatory environment and cost. NC is home to several early pilot deployments due to its existing truck equipment manufacturing and research industry and its highly rated highway network.

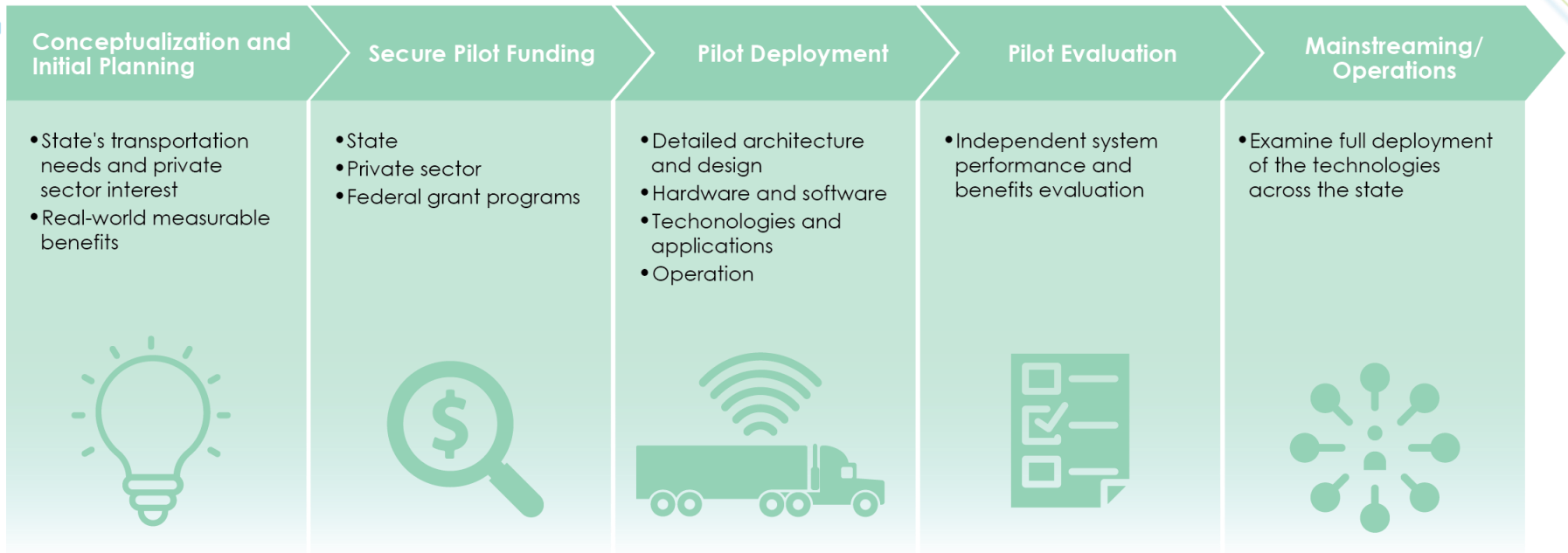
Autonomous technology is not the only technology impacting the future of trucking. Fuel diversification, including electrification, of truck fleets allows for transport companies to reduce their impact on the environment. Electric trucking also has the capability to be used with autonomous and connected technology. Fuel diversification has notable potential benefits for the environment and communities that are home to intense freight activity. However, availability of fueling infrastructure, the heavier weight associated with electric trucks, cost of fleet replacement and driving range are all potential impediments to rapid alternative fuel vehicle adoption.

North Carolina serves as a thought leader. The state is a research and development hub for all technology related things, especially truck manufacturing. Combining this with the state's expansive highway system, it positions North Carolina to take advantage of this opportunity. Not only could deploying the technology energize shippers and carriers, but leading the research, development, and equipment production could have unprecedented impacts on the state's role in freight transportation and all its related upstream and downstream opportunities. A first step for NCDOT is to ensure that the NCPHFN has the appropriate digital infrastructure necessary for facilitating new truck technologies.



"Research suggests that platooning technology can provide a 5 to 20% fuel savings, depending on the gap, speed, number of vehicles and location of a vehicle within a platoon...Platooning also offers other benefits, such as emission reductions, additional vehicle safety features and increased highway throughput, just to name a few."

TTI Senior Research Engineer Beverly Kuhn



## Expand Rail Freight Market Opportunities

North Carolina is positioned to grow rail freight by capitalizing on recent developments within the state as well as global shifts in trade patterns. With strategic action, North Carolina rail freight market can expand, making it more competitive for shippers while easing pressures on the highways.

### Expanding/Modernizing Rail Infrastructure

North Carolina recognizes the critical need of continually improving its rail infrastructure to best benefit their businesses and residents. The rail network serves passenger and freight needs. Direct improvements to one often indirectly impact the other. Rail is a vital freight asset to the state's economy as most shippers necessitate reliable, efficient rail service to remain competitive. Modernizing the rail system increases its functionality, for example:

- Continue upgrading all trackage to sustain 286,000 lb. loads improves customer service by standardizing load limits throughout the State to minimize transfer and repacking issues and time.
- Continuing the strong Federal Railroad Authority's Competitive Discretionary Grant Programs FRA CRSI program increases safety by replacing aged and obsolete rail structures and reducing at-grade highway/rail crossings.
- Reconstructing rail corridors to accommodate double-stacked containers and oversized (wide) project cargo creates flexible, high-capacity facilities that dovetail well with private industry's push to intermodal yard automation.
- Implementation of Positive Train Control
- Increase of track speeds through improving track curves to improve network efficiencies.
- Partnering with private rail carriers, such as Norfolk Southern (NS), CSX Transportation (CSX), and 24 freight short line railroads in North Carolina, to provide expedited, regular service.
- Preserving and increasing the number of direct rail-served sites.



### Shifting Distribution Center Activity Along Eastern Seaboard

Larger ships now reach the east coast through the Panama Canal's expansion. North Carolina can capitalize on the shift in trade patterns by encouraging distribution centers around the state's freight hubs, which include the ports, airports, intermodal facilities and short rail corridors. North Carolina has momentum through new developments such as the CCX Intermodal Terminal in Rocky Mount. To further capitalize, the state can incentivize rail-centric mega sites (sites where rail is the primary mode to move goods at larger industrial sites) and encourage rail-port connections across North Carolina to better support the east coast's growing container shipping market.

## Truck to Rail Diversion

Railroads can serve as a viable, lower cost alternative for moving certain goods, especially heavier, bulkier commodities and containerized freight moving longer distances. If trucking becomes more expensive and less available due to driver and equipment shortages, more congested roadways and fuel prices, rail becomes more competitive. However, the ability to provide reliable, time definitive door-to-door service remains a constraint for diverting much of the truck traffic to rail. Because of the state-owned rail network in NC, the state is in a better position to potentially influence the overall competitiveness of moving goods via rail as opposed to trucks.



## Conclusion

The North Carolina Statewide Multimodal Freight Plan update captures current and future analysis of the freight transportation strengths, weaknesses, opportunities and challenges. The update provides recommendations and strategies intended to assist the state in meeting existing needs and future challenges. In addition, it defines strategies meant to shape North Carolina's freight transportation system and economic well-being. The update positions the state to take advantage of new federal funding opportunities for freight infrastructure as it complies with new BIL requirements as well as FAST Act regulations.

However, it's important to understand that will not be enough. The state's needs far exceed the available resources. Therefore, public-private partnerships and other funding opportunities must be identified and secured to ensure the key elements of this plan can be implemented.


This blueprint of recommended actions and funding resources will serve to improve North Carolina's economic potential and position the state to compete in a global economy reliant on safe and efficient movement of freight.



North Carolina Department of Transportation  
Materials and Tests Unit – Product Evaluation Program  
Innovative Technologies and Products Awareness Report  
February 6<sup>th</sup>, 2023



## PRODUCT INNOVATION – EonCoat Corrosion Protection Coating



*Application of EonCoat to a carbon steel beam – image from EonCoat NCDOT product application*

EonCoat Corrosion Protection Coating is a spray-applied surface treatment for carbon steel produced by EonCoat LLC out of Fuquay-Varina, North Carolina. It is currently under evaluation and listed on the Approved Products List (APL) as NP22-9179. EonCoat's Corrosion Protection Coating is an innovative and effective way to permanently protect carbon steel from corrosion. The product is a two-component system applied in a 1:1 ratio composed primarily of potassium monophosphate and magnesium hydroxide. Once the product is mixed with carbon steel, a chemical reaction takes place that creates two layers of corrosion protection. The first is an iron phosphate layer and the second is a ceramic layer filled with phosphate. The water-based product has no VOCs, no Hazardous Air Pollutants, no odors, and no toxins. A recent NASA report concluded that the product outperformed other leading industry coatings, including inorganic zinc. For more information, please visit: <https://eoncoat.com/>

## PRODUCT HIGHLIGHT – Quadex® Qm-1s Restore

Quadex® Qm-1s Restore is manufactured by Vortex out of Muskogee, Oklahoma. It is currently under evaluation and is listed on the APL as NP22-9187. Quadex® Qm-1s Restore is a portland cement based, single component, high strength, fiber reinforced, shrinkage compensated cement mortar enhanced with a monocrystalline quartz aggregate. The product was designed to structurally repair deteriorated metal, concrete, and masonry structures in vertical, horizontal, and overhead sewer or stormwater environments. QM-1s Restore can deliver a monolithic one pass vertical surface application up to three inches in thickness by low pressure spraying or centrifugally casting. The product has a high early and ultimate compressive, flexural, and bond strengths; and is resistant to sulfate attack. For more information, please visit: <https://vortexcompanies.com/product/qm-1s-restore-cement-based-mortar/>



*Before (left image) and after (right image) example of Quadex® Qm-1s Restore applied to a vertical shaft originally constructed of brick – image from Vortex technical data sheet*



**NORTH CAROLINA**  
Department of Transportation

# SPOT February BOT Update

Strategic Prioritization Office of Transportation (SPOT)

February 7, 2023

## Today's Topics

- Workgroup Update
  - Recent and Upcoming Activities
  - Consensus Tracker
- Questions & Open Discussion



# Workgroup Update

---



# Workgroup Update

## Recent and Upcoming Activities

### Recent Activities:

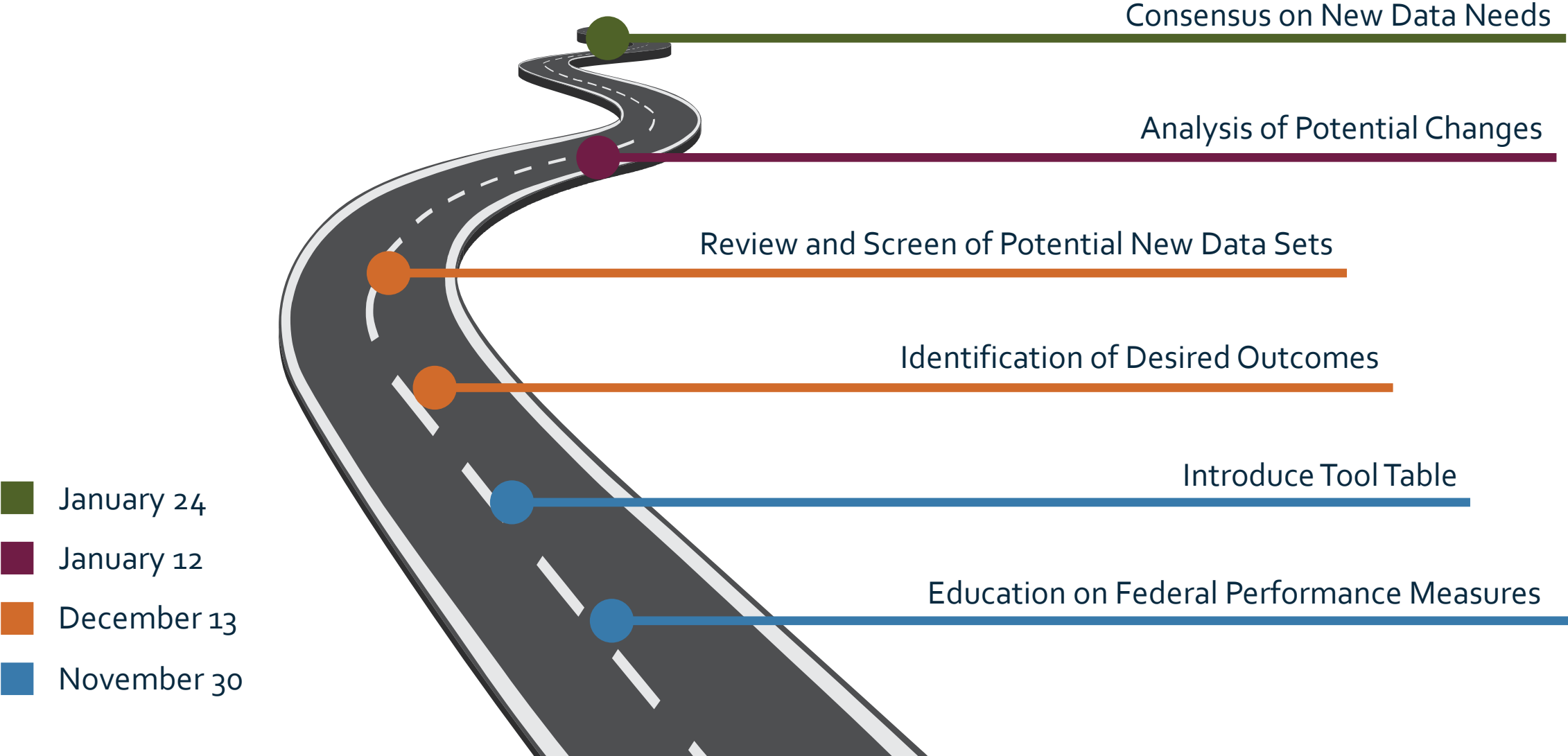
- In-Person meeting: December 13
- Virtual meeting: January 12
- In-Person Meeting: January 24

### Upcoming Activities:

- In-Person Meeting: February 14
- Virtual Meeting: February 28



# Proposed Road Map To Consensus



# Workgroup Update

## Recent Topics

### **Federal Performance Metrics**

*Pavement Conditions  
Travel Time Reliability  
Safety*

### **Resiliency**

### **Socio-Economic Tools**

*Transportation Disadvantage Index  
Points of Interest*

### **Highway Scoring**

*Accessibility and Connectivity  
Multi-Modal*

### **Project Carryovers and Submittals**

### **Local Input Points**

### **Modal Allocation (Normalization)**

# Consensus Points Update

| Topic  | Last Workgroup Action / Date | Consensus Topic? | Consensus Date | Notes  |
|--|------------------------------|------------------|----------------|--|
| Workgroup Approach   | 10/11/22: Discussed          | Yes              | 10/11/22       |  |
| Workgroup Meeting Calendar                                 | 10/11/22: Discussed          | Yes              | 10/11/22       |  |
| P7 Cycle Schedule  | 10/11/22: Discussed          | Yes              | 10/11/22       |  |
| Interstate and Primary Route Designation                   | 10/11/22: Discussed          | No               | -              | Policy finalized 12/2022                             |
| COVID Impacts to Highway Data - Safety                     | 10/11/22: Discussed          | Yes              | 10/11/22       | Use the 5 most recent years                          |
| COVID Impacts to Highway Data - Volume                     | 11/9/22: Discussed           | Yes              | 11/9/22        | Use 2018/2019  |
| Rail Modernization SIT                                     | 11/9/22: Discussed           | Yes              | 11/9/22        |  |
| Tool Table – Resiliency – US 74 Study                      | 12/13/22: Discussed          | Yes              | 12/13/22       | Explore was to expand data sets statewide            |
| Tool Table – Resiliency – Geo-FRIT                         | 12/13/22: Discussed          | Yes              | 12/13/22       | Study not yet complete                               |
| Tool Table – Resiliency – Statewide Model Segment Analysis | 12/13/22: Discussed          | Yes              | 1/24/23        | Do not pursue for P7                                 |
| Tool Table – Resiliency – Inundation Tools                 | 12/13/22: Discussed          | Yes              | 12/13/22       | Use as a filter for Statewide Model Segment Analysis |

# Consensus Points Update

| Topic   | Last Workgroup Action / Date | Consensus Topic? | Consensus Date | Notes  |
|---|------------------------------|------------------|----------------|--|
| Tool Table – Performance Measures – Travel Time Reliability               | 1/24/23: Discussed           | Yes              | -              | Provide coverage map of data Jan 12, further discussions planned |
| Tool Table – Performance Measures – Infrastructure Condition              | 12/13/22: Discussed          | Yes              | 12/13/22       | Continue use of Pavement Condition Index                         |
| Tool Table – Performance Measures – Safety                                | 12/13/22: Discussed          | Yes              | 12/13/22       | Retain focus on all crashes                                      |
| Tool Table – Socio-Economic Analysis – IMD Equity and Transportation      | 1/24/23: Discussed           | Yes              | 1/24/23        | Incorporate TDI in to SPOT Online                                |
| Tool Table – Socio-Economic Analysis – Socio-Economic Geospatial Analysis | 1/24/23: Discussed           | Yes              | 1/24/23        | Add new data sets  |
| Tool Table – Socio-Economic Analysis – Equity in Benefit Cost Analysis    | 12/13/22: Discussed          | Yes              | 12/13/22       | Not ready for P7   |
| Tool Table – Socio-Economic Analysis – CRTPO Methodology                  | 12/13/22: Discussed          | Yes              | 12/13/22       | Not pursue at this time  |
| Highway Criteria – Accessibility/Conn.                                    | 12/13/22: Discussed          | Yes              | 1/24/23        | Coordinate with Planning   |
| Highway Criteria – Multimodal   | 12/13/22: Discussed          | Yes              | 1/24/23        | Coordinate with Planning   |

# Workgroup Update

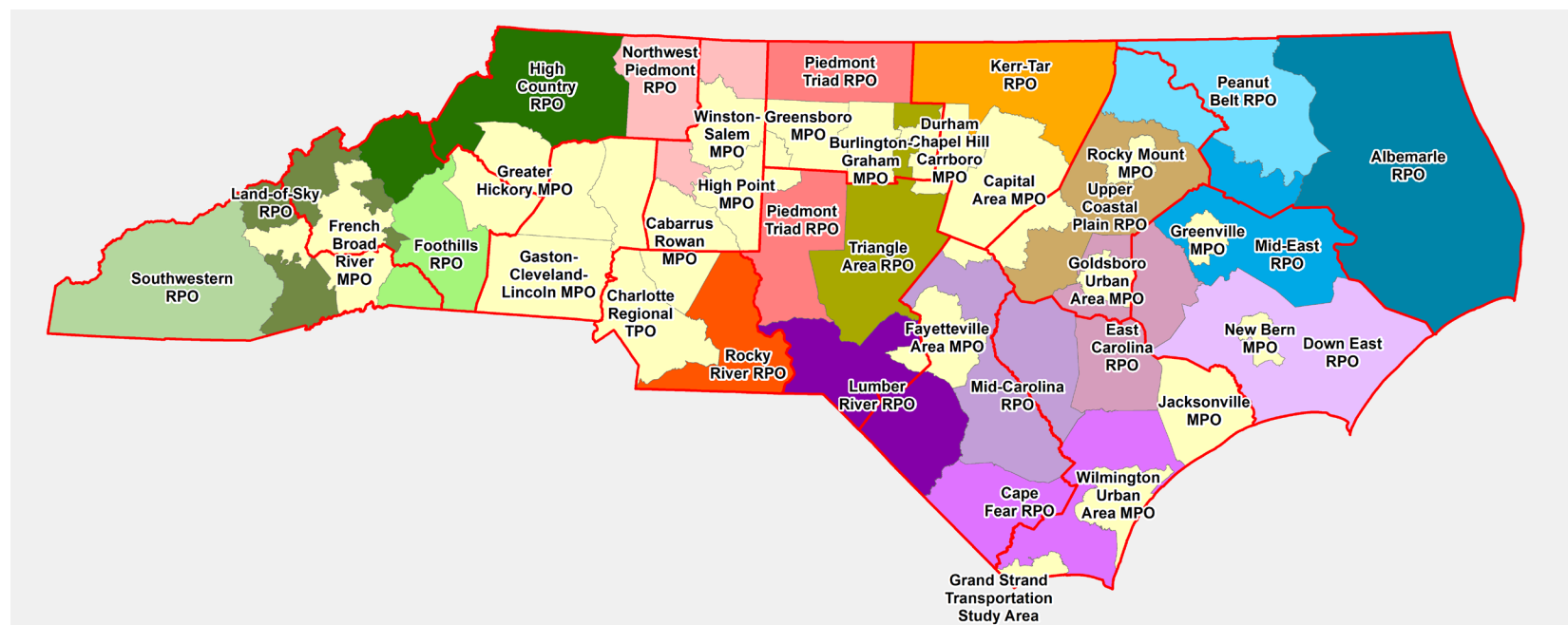
## Carryovers, Number of Submittals, and Local Input Points

- The Workgroup recently discussed how to handle local input points, the number of project submittals and carryover projects.
- The Workgroup was able to come to consensus on most items
- The Workgroup is recommending:
  - Carryover projects continue to be defined as projects in the draft STIP, projects with completed planning documents, or siblings of committed projects
  - The number of project submittals be calculated as it was in P6
  - The number of local input points be calculated as it was in P6
- The Workgroup is still discussing if any P6 submittals will be carryover projects
  - Follow up conversations are scheduled
  - Consensus on this final aspect expected in February

# Workgroup Update

## New MPOs/RPOs

- 2020 Census identified new boundaries for MPOs
- Boundary revisions will take at least a year to implement
- Project submittals will occur July thru September 2023
- Workgroup is recommending P7 proceed with boundaries as of January 1, 2023
  - P8 will reflect updated boundaries



# Workgroup Update

## Upcoming Topics

Carryover of P6 projects

Modal Funding  
(Normalization)

Highway Scoring  
*Accessibility and Connectivity*  
*Multi-Modal*

Modal Scoring

*Aviation*  
*Rail*  
*Ferry*

Economic Competitiveness  
Models

Project Sequencing



# Questions & Open Discussion

---

Strategic Prioritization Office of Transportation (SPOT)

[SPOT@ncdot.gov](mailto:SPOT@ncdot.gov)