



# NORTH CAROLINA

Department of Transportation



# NCDOT Overview

James Trogdon

May 3, 2019

## **NCDOT's Mission:**

Connecting people, products and places safely and efficiently with customer focus, accountability and environmental sensitivity to enhance the economy and vitality of North Carolina

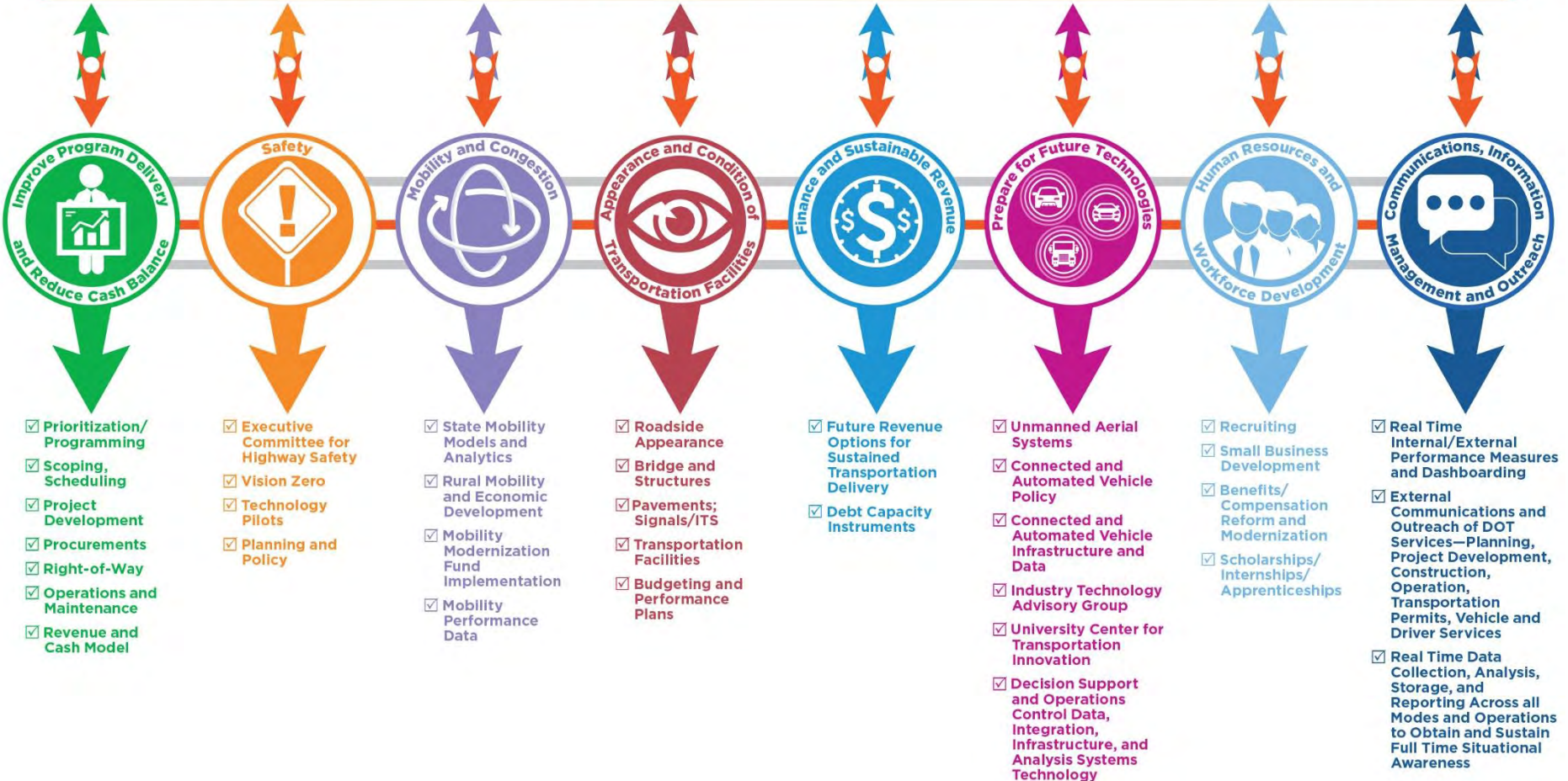




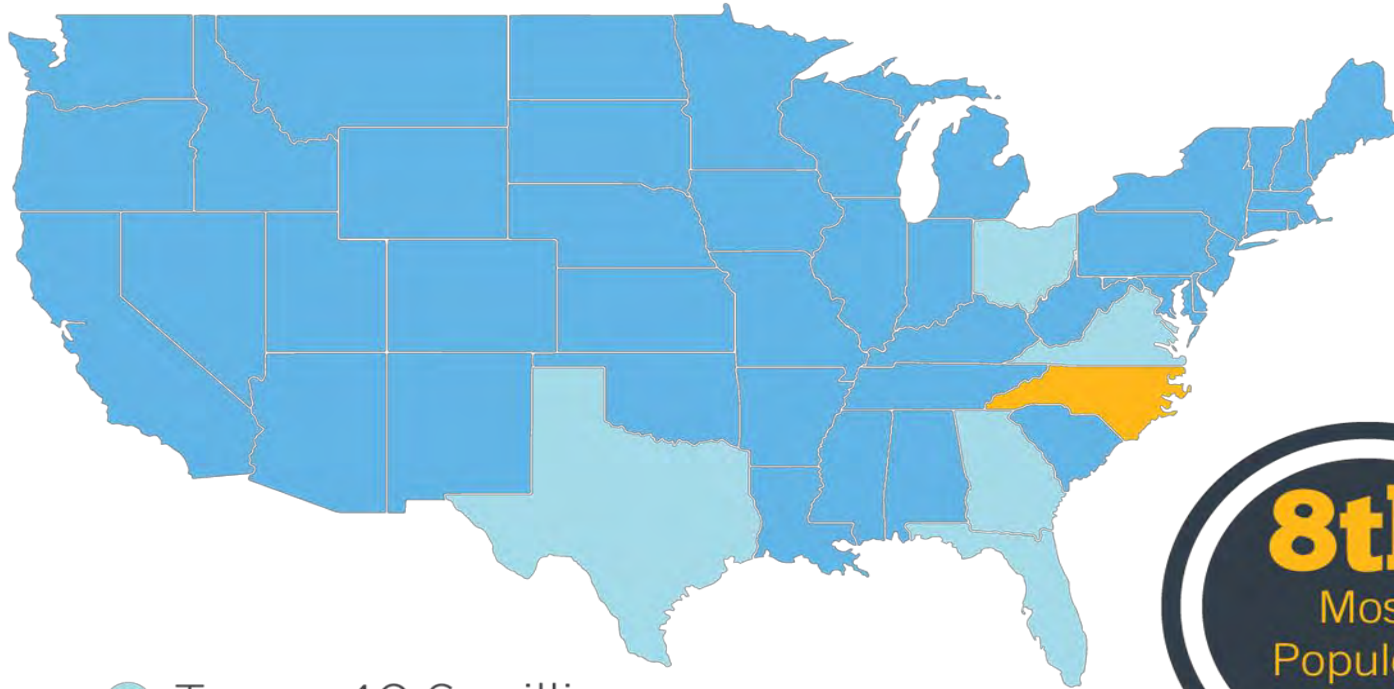
- **Led by Secretary Jim Trogdon**
- **Board of Transportation**
  - 19 members represent a specific Transportation Division or at-large area of interest
  - Appointed by the Governor
  - Responsible for overseeing the transportation policy-making process and monitoring performance of agency
- **Ports Authority, Turnpike Authority and Global TransPark** have separate boards

# Better Transportation Service for North Carolina

*Our Mission: Connecting people, products and places safely and efficiently with customer focus, accountability and environmental sensitivity to enhance the economy and vitality of North Carolina.*



# Expected Population Growth by 2035



**8th**  
Most  
Populous  
State

**32%**  
increase  
from  
NC's 2010  
population

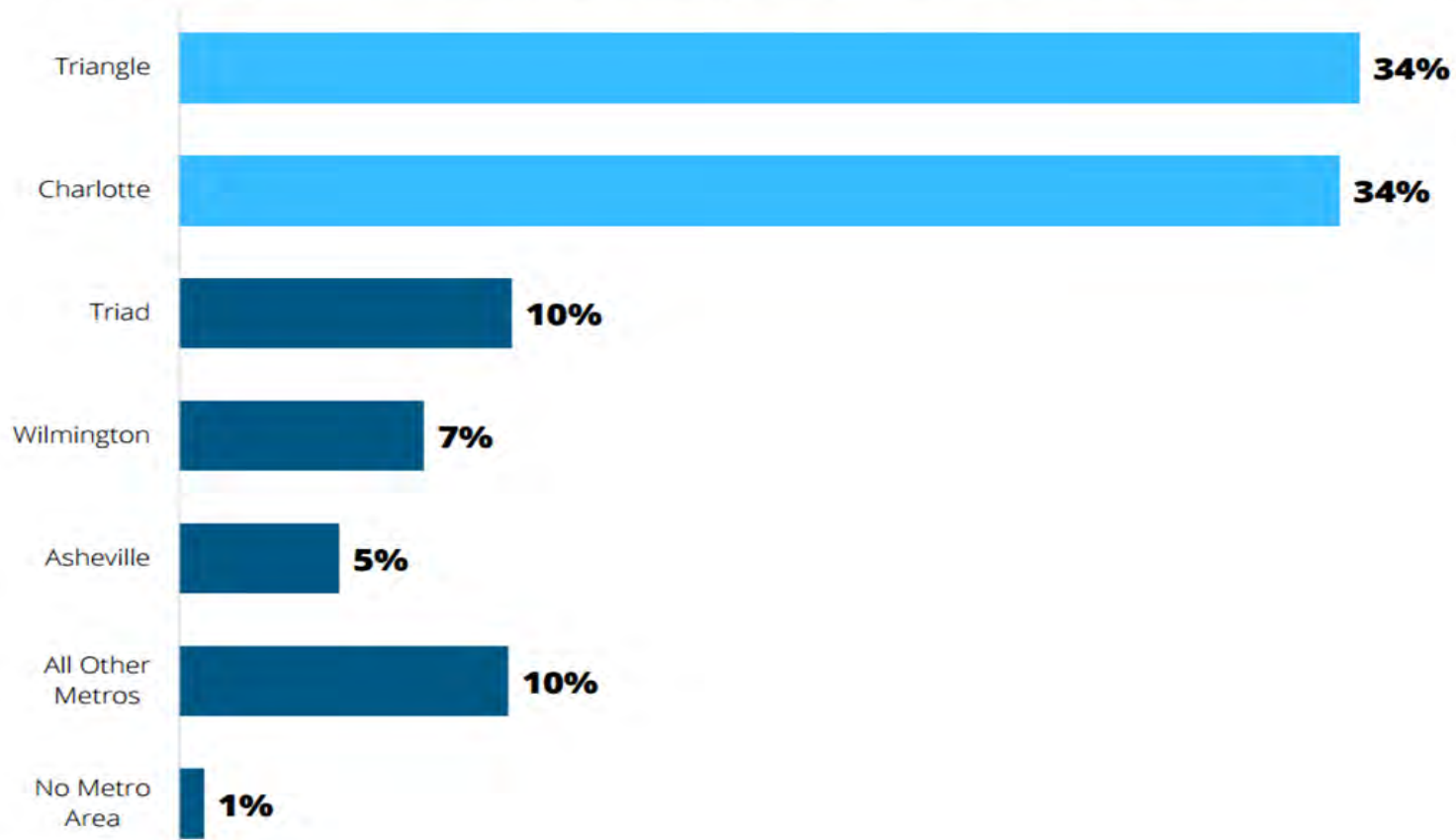
2040  
Population  
Ranking

- 2 Texas: 40.6 million
- 3 Florida: 28.2 million
- 6 Georgia: 12.8 million
- 8 North Carolina: 12.5 million**
- 9 Ohio: 11.7 million
- 10 Virginia: 10.2 million

# Uneven Population Growth

## Two-thirds of NC growth projected to occur in Triangle or Charlotte

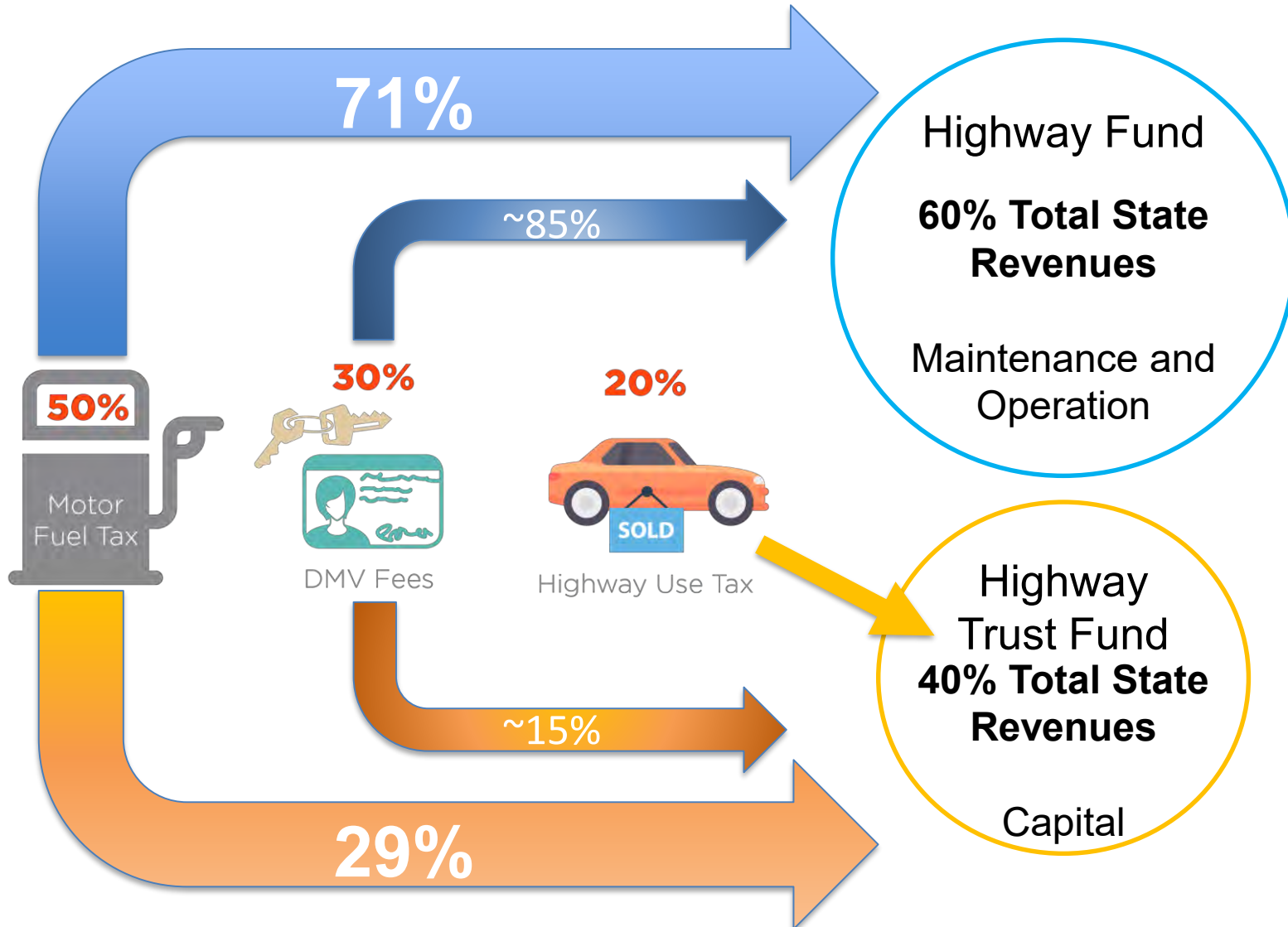
*Projected share of 2010-2035 state population growth for select North Carolina metropolitan areas*



Data Source: NC OSBM

# Sources

# Funds



# Expenses

## \$ 4.8 Billion

Annual operating budget

### Trust Fund

(Capital Projects)

#### Construction



STIP (Highway Trust Fund and Federal Aid)

↑  
↓  
**50%**

#### Maintenance



Highway Maintenance  
Operations Activities

↑  
↓  
**25%**


#### Modes



Public  
Transportation  
Ferry  
Rail  
Airports  
Highway Fund

↑  
↓  
**8%**

#### Administrative



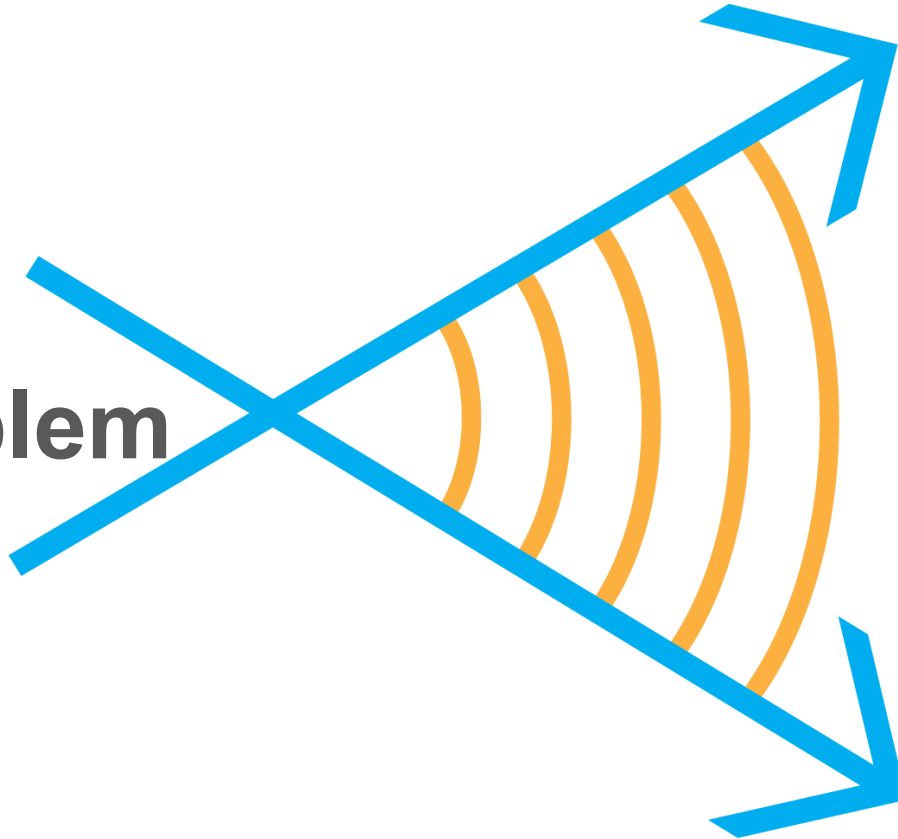
Administration  
Transfers  
State Aid to Municipalities  
Various Programs

↑  
↓  
**17%**



Safe, affordable, eco-friendly mobility that is seamless

**Problem**



## Transportation Disruptors

Automation  
Connectivity  
Shared mobility  
CAFÉ standards  
Demographics  
Electric/Hybrids

Motor fuel, highway use and DMV revenues all decline

# NCDOT Units



Highways



Aviation



Bicycle and  
Pedestrian



Ferry



Public  
Transportation



Rail

# NCDOT Transportation Divisions

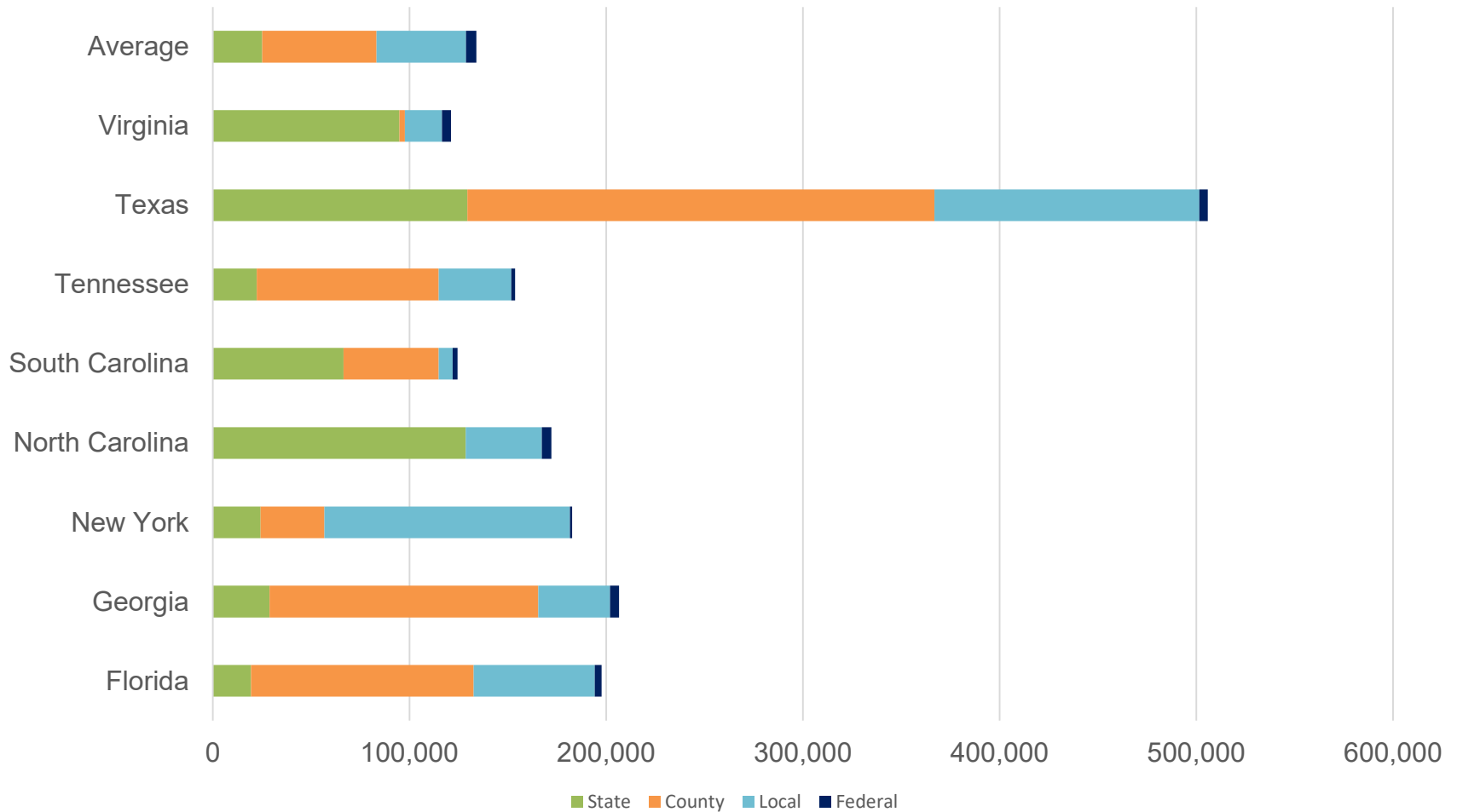


# Highways



- ~80,000-mile state-maintained highway
  - 2nd largest in nation
  - 15,000 miles primary
  - 65,000 miles secondary
  - 13,500 bridges and 4,500 culverts/pipe
- Functions include:
  - Project Development
  - Construction
  - Maintenance
  - Operations
  - Mobility and Safety
  - Field Support

# Public Road Comparison



# Aviation

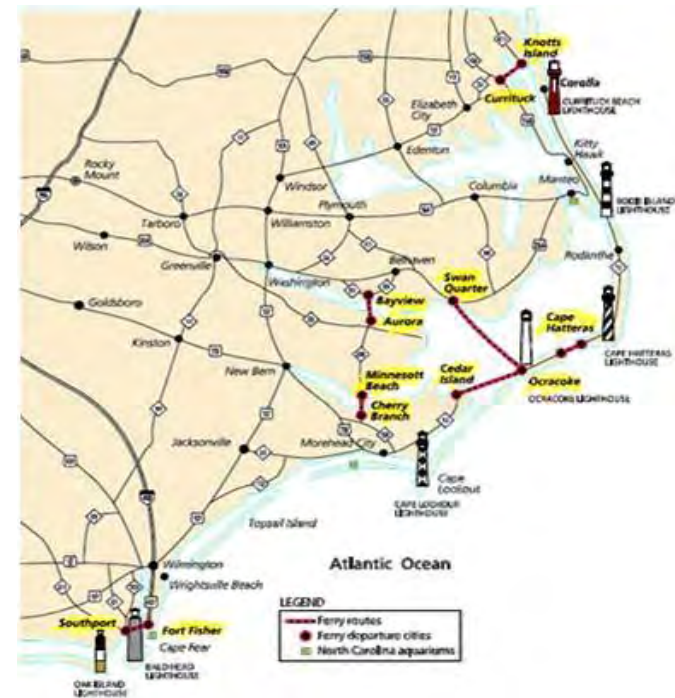


- 72 publicly owned airports
  - 10 commercial airports
  - 62 general aviation airports
  - 300+ privately owned airports, heliports and landing areas
- More than 50 million passengers fly to and from NC each year and more than 1.3 billion pounds of air freight originate annually in the state
- Commercial service and general aviation airports provide more than \$31 billion in economic impact annually and support more than 120,000 jobs
- Administers the NC Unmanned Aircraft systems (UAS) (Drone) Knowledge Test and Permits for commercial and government operators

# Ferries



- 2nd largest state-operated ferry system in the US
- 7 scheduled routes
- 1 emergency route
- 12 terminals
- State-owned shipyard
- 4 field maintenance shops
- 21 ferries
- Support Fleet (4 tugs, 3 Barges, 1 crane barge, & 1 dredge)



# Rail



- Focuses on safe and efficient passenger, freight, and intermodal rail service on 3,300 mile system
- Fully funds three of the four daily round trips between Raleigh and Charlotte (Amtrak funds 4<sup>th</sup> trip)
- Administers federal and state funding to plan, design and construct freight and passenger rail service improvements, such as the Freight Rail and Rail Crossing Safety Initiative Program



# Public Transportation



- 99 public transportation systems provide transportation options to residents in all 100 counties
- Approximately 77 million one-way trips are made annually by riders using NC public transportation systems
- NCDOT responsible for administering federal and state transportation grant programs

# Bicycle and Pedestrian



- **WalkBikeNC:** Statewide bicycle and pedestrian plan
  - *First of its kind in the nation that encompasses elements of economic and health impact analysis*
- Division efforts include trails, greenways, bikeways, sidewalks, development of municipal bicycle and pedestrian plans, and safety and education initiatives
- Cycling and walking are major tourism activities in NC and offer significant health benefits

# DMV



- 9.3 million registered vehicles and 7.6 million licensed drivers in NC
- 113 driver license offices, 130 privately operated license plate agencies and registration offices, 5 mobile units
- Recent customer service improvements include introduction of online license renewal, credit card/debit card acceptance and other upgrades

# Turnpike Authority



- Established by General Assembly in 2002 to oversee the state's toll facilities
- Operates the NC Quick Pass® Customer Service Center, which includes account management, payment processing, storefront and call center
- Operates the Triangle Expressway, the state's first modern toll road, the Monroe Expressway, and the I-77 Managed Lanes. Turnpike Authority assists with project development during study, design, financing and construction of future turnpike projects

# NC Ports Authority



- Ports at Morehead City and Wilmington
- Inland terminals in Charlotte and Greensboro
- Represents \$707 million annually in state/local taxes
- Operating expenses covered entirely by port revenue
- \$45 million annual budget for capital improvements

# Global TransPark



- 2,500-acre site in Kinston
- Supports in excess of 1515 public- and private-sector jobs
- More than \$28 million in annual private sector payroll for GTP tenants
- Average private-sector job at GTP paid \$54,301 annually



Mark your calendars:  
January 8-9, 2020



## My charge to members:

- Transformational investments
- Innovative solutions
- Diversified portfolio
- Grow and sustain